

---

## NHATS Round 5

Section IS [INTERVIEW SETUP]

Sequence: 1

---

IS1

IS1

NOT ON FILE

**Display Instructions:**

If New SAMPLE flag= 1 (YES), display “REMINDER FOR THIS NEW SAMPLE CASE: OBTAIN SIGNED CONSENT FROM THE SP OR PROXY BEFORE CONTINUING WITH THE INTERVIEW” in underlined red.

**QUESTION TEXT:**

YOU HAVE SELECTED CASE {CASE ID} FOR {SP}.

IF THIS IS CORRECT, PRESS 1 AND ENTER TO CONTINUE

TO SELECT ANOTHER CASE, BREAKOFF AND SELECT THE CORRECT CASE ID FROM THE IMS.

{REMINDER FOR THIS NEW SAMPLE CASE:  
OBTAIN SIGNED CONSENT FROM THE SP OR PROXY BEFORE CONTINUING WITH THE INTERVIEW}

---

IS2

is5resptype

R5 IS2 TYPE OF RESPONDENT

op5proxy

R5 IS2 PROXY

**QUESTION TEXT:**

SELECT TYPE OF RESPONDENT

**CODES**

1	SAMPLE PERSON (SP)	BOX IS2C
2	PROXY	

**PROGRAMMER INSTRUCTIONS:**

If IS2=2 (PROXY), SET PROXY flag = 1 (YES) AND DISPLAY APPROPRIATE PROXY DISPLAYS FOR ALL QUESTIONNAIRE ITEMS.

---

IS2A

is5reasnprx1

R5 IS2A PROXY REAS SP DEMENTIA

is5reasnprx2

R5 IS2A PROXY REAS SP ILL

is5reasnprx3

R5 IS2A PRXY REAS SP SPCH IMPAIR

is5reasnprx4

R5 IS2A PRXY REAS SP HEAR IMPAIR

is5reasnprx5

R5 IS2A PROXY REAS LANG BARRIER

is5reasnprx6

R5 IS2A PROXY REAS TEMP UNAVAIL

is5reasnprx7

R5 IS2A PROXY REAS DECEASED

is5reasnprx9

R5 IS2A PROXY REAS OTHER

**QUESTION TEXT:**

SPECIFY REASON FOR PROXY

SELECT ALL THAT APPLY

---

**CODES**

1	DEMENTIA/COGNITIVE/MENTAL IMPAIRMENT REPORTED BY PROXY	BOX IS2C
2	SP TOO ILL/MAJOR PHYSICAL HEALTH ISSUES	BOX IS2C
3	SP SPEECH IMPAIRED	BOX IS2C
4	SP HEARING IMPAIRED	BOX IS2C
5	LANGUAGE BARRIER	BOX IS2C
6	SP TEMPORARILY UNAVAILABLE	IS2BC
7	SP DECEASED	BOX IS2C
91	OTHER (SPECIFY)	

**PROGRAMMER INSTRUCTIONS:**

Allow select all that apply.

If IS2A = 7 (DECEASED), display soft error message "YOU HAVE SELECTED SP DECEASED. IF SP IS STILL LIVING, SELECT A DIFFERENT OPTION. IF SP IS DECEASED, SELECT SUPPRESS TO CONFIRM."

If IS2A = 7 (DECEASED) AND 1-6 OR 91, display error message "INCONSISTENT ANSWER. SP DECEASED CANNOT BE SELECTED WITH OTHER PROXY REASONS."

If IS2A = 7 (DECEASED), set DECEASED flag = 1 (YES).

**IS2B****IS2B**

NOT ON FILE

**QUESTION TEXT:**

SPECIFY REASON FOR PROXY

**ENTER TEXT**

Length

50

**PROGRAMMER INSTRUCTIONS**

If IS2A = 6 (SP UNAVAILABLE), go to IS2B2.  
Otherwise, go to BOX IS2C

**IS2B2****is5tempres**

R5 IS2B2 TEMPORARY RESIDENCE

**QUESTION TEXT:**

SPECIFY WHERE SP IS TEMPORARILY RESIDING

IF NEEDED, ASK: Where is {SP} currently residing or staying?

**CODES**

1	HOSPITAL	BOX IS2C
2	NURSING HOME/REHAB CENTER	BOX IS2C
91	OTHER (SPECIFY)	
	REFUSED	BOX IS2C
	DON'T KNOW	BOX IS2C

**IS2B3****IS2B3**

NOT ON FILE

**QUESTION TEXT:**

SPECIFY OTHER PLACE SP IS TEMPORARILY RESIDING.

**ENTER TEXT**

**BOX IS2C****BOX IS2C****NOT ON FILE**

IF CASE IS A RESTART (CAPI STATUS CODE 12) AND IS2=1 (SP) AND (SP AUDIO ASSENT=1 (YES) OR SP AUDIO ASSENT=2 (NO)), GO TO IS3.

ELSE IF CASE IS A RESTART (CAPI STATUS CODE 12) AND IS2=2 (PROXY) AND (PROXY AUDIO ASSENT=1 (YES) OR PROXY AUDIO ASSENT=2 (NO)), GO TO IS3.

ELSE GO TO IS2C.

**IS2C****IS2C****NOT ON FILE****DISPLAY INSTRUCTIONS:**

DO NOT DISPLAY RESPONSE CODES AND LABELS

**QUESTION TEXT:**

During the course of the study, we would like to record some of the questions and answers for training and data quality. I'd like to continue now, unless you have any questions.

PRESS 1 AND ENTER TO CONTINUE

IF RESPONDENT REFUSES TO ALLOW AUDIO RECORDING, PRESS 7 AND ENTER

**CODES**

1	CONSENT TO RECORDING	IS3
7	REFUSE CONSENT TO RECORD	IS2D

**PROGRAMMER INSTRUCTIONS:**

IF IS2c=1 (OK TO RECORD), SET AUDIORECORDING FLAG=1 (YES).

IF RESPONDENT TYPE AT IS2=1 (SP), SET SPAUDIOASSENT FLAG=1 (YES).

IF RESPONDENT TYPE AT IS2=2 (PROXY), SET PROXYAUDIOASSENT FLAG=1 (YES).

ELSE IF IS2c=7 (REFUSED TO RECORD), SET AUDIORECORDING FLAG =2 (NO).

IF RESPONDENT TYPE AT IS2=1 (SP), SET SPAUDIOASSENT FLAG = 2 (NO).

IF RESPONDENT TYPE AT IS2=2 (PROXY), SET PROXYAUDIOASSENT=2 (NO).

DO NOT DISPLAY THIS SCREEN ON BACK UP OR RESTARTS (CASE STATUS = 12 (STARTED) UNLESS RESPONDENT TYPE IS CHANGED AT IS2 ON RESTART (CASE STATUS = 12 (STARTED)).

**IS2D****IS2D****NOT ON FILE****QUESTION TEXT:**

That's fine. The interview will not be recorded.

PRESS 1 AND ENTER TO CONTINUE

**IS3****IS3****NOT ON FILE****DISPLAY INSTRUCTIONS:**

If IS2A=7 (SP DECEASED), display "was".

Otherwise, display "is".

**QUESTION TEXT:**

Before we start, I just want to confirm that {your/SP's} name {is/was} {SP'S FIRST NAME} {SP'S MIDDLE NAME} {SP'S LAST NAME}. Is that correct?

SPELL OUT SP'S NAME. CONFIRM SPELLING.

**CODES**

1	YES	BOX IS4
2	NO	

**PROGRAMMER INSTRUCTIONS:**

If Breakoff at or before this screen, do not save any data and set case status = 11 (READY).

---

**IS3A**

**IS3A**

NOT ON FILE

**DISPLAY INSTRUCTIONS:**

Display preloaded SP name in the response fields.

Display "FIRST" in bold underlined text.

Display SP first name in fill as bold underlined.

If IS2A=7 (SP DECEASED), display "was".  
Otherwise, display "is".

**QUESTION TEXT:**

What {is/was} the correct spelling of {your/SP's} full name?

{FIRST NAME} {MIDDLE NAME} {LAST NAME}

CORRECT FIRST NAME. CONFIRM SPELLING

**ENTER TEXT**

Length

45

**PROGRAMMER INSTRUCTIONS:**

Display IS3a, 3b, and 3c on the same screen.

---

**IS3B**

**IS3B**

NOT ON FILE

**DISPLAY INSTRUCTIONS:**

Display "MIDDLE" in bold underlined text.

Display SP middle name in fill as bold underlined.

If IS2A=7 (SP DECEASED), display "was".  
Otherwise, display "is".

**QUESTION TEXT:**

What {is/was} the correct spelling of {your/SP's} full name?

{FIRST NAME} {MIDDLE NAME} {LAST NAME}

CORRECT MIDDLE NAME. CONFIRM SPELLING

PRESS ENTER IF NO MIDDLE NAME OR INITIAL

**ENTER TEXT**



Length

25

**PROGRAMMER INSTRUCTIONS:**

Display IS3a, 3b, and 3c on the same screen.

Allow empty.

**IS3C**

**IS3C**

NOT ON FILE

**DISPLAY INSTRUCTIONS:**

Display "LAST" in bold underlined text.

Display SP last name in fill as bold underlined.

If IS2A=7 (SP DECEASED), display "was".  
Otherwise, display "is".

**QUESTION TEXT:**

What {is/was} the correct spelling of {your/SP's} full name?

{FIRST NAME} {MIDDLE NAME} {LAST NAME}

CORRECT LAST NAME. CONFIRM SPELLING

**ENTER TEXT**

Length

25

**PROGRAMMER INSTRUCTIONS:**

**BOX IS4**

**BOXIS4**

NOT ON FILE

**QUESTION TEXT:**

If NEWSAMPLE flag = 1 (YES), go to IS4.  
Otherwise, go to BOX IS8.

**IS4**

**r5dgender**

R5 D GENDER OF SP

**QUESTION TEXT:**

THE SP IS LISTED AS A {MALE/FEMALE}

IF GENDER IS OBVIOUS, CODE WITHOUT ASKING

OTHERWISE ASK: {Are you/Is SP} male or female?

**CODE**

- 1 MALE
- 2 FEMALE

**BOX IS4A**

**BOXIS4A**

NOT ON FILE

Compare preloaded gender of SP with IS4 value just entered. If they are the same, go to IS6. Otherwise, go to IS4a

---

**IS4A****IS4A**

NOT ON FILE

**QUESTION TEXT:**

YOU JUST CHANGED SP'S GENDER FROM {PRELOADED GENDER MALE/FEMALE} TO {FEMALE/MALE FROM IS4}. DID YOU INTEND TO DO THAT?

**CODE**

1	YES	
2	NO	IS4

**PROGRAMMER INSTRUCTIONS:**

If IS4A= 2 (NO), display hard error message "SELECT "GO TO" TO RETURN TO IS4 AND RE-ENTER RESPONSE."

---

**IS6****r5dbirthmth (Sensitive)**

R5 D BIRTH MONTH OF SP

**r5dbirthyr (Sensitive)**

R5 D BIRTH YEAR OF SP

**DISPLAY INSTRUCTIONS:**

Display preloaded DOB from CMS in the response field.

**QUESTION TEXT:**

What is {your/SP's} date of birth?

ENTER MONTH, DAY, AND YEAR (MM-DD-YYYY)

**PROGRAMMER INSTRUCTIONS:**

Use mask to collect DOB. Separate mm/dd/yyyy with hyphens for data entry.

MONTH range: 1-12

DAY range: 1-31

YEAR range: (CURRENT YEAR-65) - (CURRENT YEAR-110)

---

**IS7****r5dintvwage (Sensitive)**

R5 D AGE OF SP AT INTERVIEW

**r5d2intvwage**

R5 D SP CAT AGE AT INTVW

**DISPLAY INSTRUCTIONS:**

COMPUTE AGE AS (CURRENT DATE – IS6 DOB).

**QUESTION TEXT:**

That makes {you/SP} {CALCULATED AGE} today. Is that correct?

**CODES**

1	YES	
2	NO	IS6

**PROGRAMMER INSTRUCTIONS:**

If IS7= 2 (NO), display hard error message "SELECT "GO TO" TO RETURN TO IS4 AND RE-ENTER RESPONSE."

---

**BOX IS8****BOX IS8**

NOT ON FILE

Write SP name (preloaded or if corrected at IS3a-c) to the PERSON ROSTER.

If NEW SAMPLE flag =1, write SP DOB (from IS6) and calculated age from IS7 and SP gender (from IS4) to the PERSON ROSTER and set relationship to SP = 1 (SAMPLE PERSON).

If NEW SAMPLE flag = 1 (YES) and IS2=2 (PROXY), go to IS8A.  
 Else, if IS2= 2(PROXY), go to IS8.  
 Otherwise, go to Section RE - Residence.

**IS8****IS8**

NOT ON FILE

**DISPLAY INSTRUCTIONS:**

Display PERSON ROSTER with FIRST NAME, LAST NAME, and RELATIONSHIP TO SP.

Display "NOT ON LIST" as first roster option.

**QUESTION TEXT:**

What is your name?

CHOOSE PERSON FROM LIST.

**PROGRAMMER INSTRUCTIONS:**

If existing ROSTER MEMBER selected, set PROXY RESP CURRENT INT FLAG = 1 for ROSTER MEMBER and go to IS11.

Otherwise, go to IS8A.

**IS8A****IS8A**

NOT ON FILE

**DISPLAY INSTRUCTIONS:**

Display "first" in bold underlined text.

**QUESTION TEXT:**

What is your full name?

ENTER FIRST NAME. CONFIRM SPELLING

**ENTER TEXT**

Length

45

**PROGRAMMER INSTRUCTIONS:**

Display IS8A, IS8B, and IS8C on the same screen.

Write ROSTER MEMBER to next open position on PERSON ROSTER.

Set PROXY RESP CURRENT INT FLAG = 1 for ROSTER MEMBER.

**IS8B****IS8B**

NOT ON FILE

**DISPLAY INSTRUCTIONS:**

Display "middle" in bold underlined text.

**QUESTION TEXT:**

ENTER MIDDLE NAME. CONFIRM SPELLING.

PRESS ENTER IF NO MIDDLE NAME OR INITIAL.

**ENTER TEXT**

Length

25

**PROGRAMMER INSTRUCTIONS:**

Display IS8A, IS8B, and IS8C on the same screen.

Allow empty.

---

**IS8C**

IS8C

NOT ON FILE

**DISPLAY INSTRUCTIONS:**

Display "last" in bold underlined text.

**QUESTION TEXT:**

ENTER LAST NAME. CONFIRM SPELLING

**ENTER TEXT**

Length

25

**PROGRAMMER INSTRUCTIONS:**

Display IS8A, IS8B, and IS8C on the same screen.

---

**IS9**

is5prxyrelat

R5 PROXY RELATIONSHIP TO SP

op5relatnshp

R5 RELASHIP TO SP UPDATE AND NEW

**DISPLAY INSTRUCTIONS:**

Display PROXY RELATIONSHIP CODE LIST.

**QUESTION TEXT:**

How are you related to {SP}?

IF NEEDED: Are you {his/her}.....?

CODE RELATIONSHIP OF PROXY TO SP

PRESS F1 FOR HELP SCREEN

**CODES**

- 2 SPOUSE/PARTNER
- 3 DAUGHTER
- 4 SON
- 5 DAUGHTER-IN-LAW
- 6 SON-IN-LAW
- 7 STEPDAUGHTER
- 8 STEPSON
- 9 SISTER
- 10 BROTHER
- 11 SISTER-IN-LAW
- 12 BROTHER-IN-LAW
- 13 MOTHER
- 14 STEPMOTHER
- 15 MOTHER-IN-LAW
- 16 FATHER

- 17 STEPFATHER
- 18 FATHER-IN-LAW
- 19 GRANDDAUGHTER
- 20 GRANDSON
- 21 NIECE
- 22 NEPHEW
- 23 AUNT
- 24 UNCLE
- 25 COUSIN
- 26 STEPDAUGHTER'S SON/DAUGHTER
- 27 STEPSON'S SON/DAUGHTER
- 28 DAUGHTER-IN-LAW'S SON/DAUGHTER
- 29 SON-IN-LAW'S SON/DAUGHTER
- 30 BOARDER/RENTER
- 31 PAID AIDE/HOUSEKEEPER/EMPLOYEE
- 32 ROOMMATE
- 33 EX-WIFE/EX-HUSBAND
- 34 BOYFRIEND/GIRLFRIEND
- 35 NEIGHBOR
- 36 FRIEND
- 37 SOMEONE/SERVICE AT THE PLACE SP LIVES/LIVED
- 91 OTHER RELATIVE
- 92 OTHER NONRELATIVE

**PROGRAMMER INSTRUCTIONS:**

If NEW SAMPLE flag <> 1 (YES) and code = 2 (SPOUSE/PARTNER), 3 (DAUGHTER), 4 (SON), 7 (STEPDAUGHTER), OR 8 (STEPSON) selected for new addition to the roster, display soft error message, "UNLIKELY RESPONSE. REVIEW NAMES AND RELATIONSHIPS ON ROSTER AT IS8 TO MAKE SURE PERSON DOESN'T ALREADY EXIST ON THE ROSTER."

If IS9 = 2 (SPOUSE/PARTNER), set SPOUSE/PARTNER flag = 1 (YES) for ROSTER MEMBER ADDED AT IS9, and for ROSTER MEMBER that had LAST INT RELATIONSHIP CODE= 2 (SPOUSE/PARTNER), set CURRENT INT RELATIONSHIP CODE = 33 (EX-SPOUSE/PARTNER).

If 3 (daughter), 5 (daughter-in-law), 7 (stepdaughter), 9 (sister), 11 (sister-in-law), 13 (mother), 14 (stepmother), 15 (mother-in-law), 19 (granddaughter), 21 (niece), or 23 (aunt) selected, set IS10= 2 (female) and go to BOX IS11.

ELSE If 4 (son), 6(son-in-law), 8 (stepson), 10 (brother), 12 (brother-in-law), 16 (father), 17 (stepfather), 18 (father-in-law), 20 (grandson), 22 (nephew), or 24 (uncle) selected, set IS10 = 1 (male) and go to BOX IS11.

If IS9 = 91 or 92, go to IS9a.

Otherwise, GO TO IS10.

---

<b>IS9A</b>	<b>IS9A</b>	NOT ON FILE
-------------	-------------	-------------

**QUESTION TEXT:**

SPECIFY RELATIONSHIP OF PROXY TO {SP}

**ENTER TEXT**

Length 50

---

<b>IS10</b>	<b>is5prxygender</b>	R5 IS10 PROXY GENDER
	<b>op5dgender</b>	R5 D GENDER UPDATE AND NEW

**QUESTION TEXT:**

CODE GENDER OF PROXY  
  
IF GENDER IS OBVIOUS, CODE WITHOUT ASKING  
  
OTHERWISE ASK: Are you male or female?

**CODES**

- 1 MALE
- 2 FEMALE

---

**BOX IS11**

**BOX IS11**

NOT ON FILE

Write PROXY relationship and gender to PERSON ROSTER.

---

**IS11**

**is5famrrutin**

R5 IS11 FAMILR TY SP DAILY ROUTIN

**DISPLAY INSTRUCTIONS:**

If IS2A=7 (SP DECEASED), display "were" and "in the last month of {his/her} life" and "Were"  
Otherwise, display "are" and "Are".

**QUESTION TEXT:**

How familiar {are/were} you with {SP}'s daily routine {in the last month of {his/her} life}? {Are/Were} you very familiar, somewhat familiar, a little familiar, or not at all familiar?

**CODES**

- 1 VERY FAMILIAR
- 2 SOMEWHAT FAMILIAR
- 3 A LITTLE FAMILIAR
- 4 NOT AT ALL FAMILIAR
- REFUSED
- DON'T KNOW

---

**BOX IS11A**

**BOX IS11A**

NOT ON FILE

If IS2A=7 (DECEASED), go to BOX IS12A.  
  
Else if IS 2=2 (PROXY) and PROXY PERSON'S relationship to SP = 35 or 37-40, go to BOX IS12A.  
  
Otherwise, go to IS11A.

---

**IS11A**

**is5proxlivsp**

R5 IS11A PROXY LIVES W SP

**op5prsninh**

R5 OP IN HOUSEHOLD UPDATE AND NEW

**QUESTION TEXT:**

Do you live here with {SP}?

**CODES**

- 1 YES
- 2 NO
- REFUSED

DON'T KNOW

**PROGRAMMER INSTRUCTIONS:**

If IS11A = 1 (YES), set INHOUSEHOLD flag = 1 (YES) for PROXY PERSON.

---

**BOX IS12A**

**BOX IS12A**

NOT ON FILE

If DOB MONTH, DOB DAY, or DOB YEAR is missing for ROSTER MEMBER with PROXY RESP CURRENT INT flag = 1 (YES), go to IS12a.

Otherwise, go to Section RE – Residence.

---

**IS12A**

**op5birthmth (Sensitive)**

R5 OTHER PERSON MONTH OF BIRTH

**DISPLAY INSTRUCTIONS:**

Display "MONTH" in underline text.

**QUESTION TEXT:**

What is your date of birth?

ENTER MONTH

**ENTER NUMBER**

Range	1 to 12
Soft Range	1 to 12
REFUSED	
DON'T KNOW	

**PROGRAMMER INSTRUCTIONS:**

Display IS12A, IS12B, and IS12c on the same screen.

---

**IS12B**

**IS12B**

NOT ON FILE

**DISPLAY INSTRUCTIONS:**

Display "DAY" in underline text.

**QUESTION TEXT:**

[What is your date of birth?]

ENTER DAY

**ENTER NUMBER**

Range	1 to 31
Soft Range	1 to 31
REFUSED	
DON'T KNOW	

**PROGRAMMER INSTRUCTIONS:**

Display IS12A, IS12B, and IS12c on the same screen.

---

**IS12C**

**op5birthyear(Sensitive)**

R5 OTHER PERSON YEAR OF BIRTH

**DISPLAY INSTRUCTIONS:**

Display "YEAR" in underline text.

**QUESTION TEXT:**

[What is your date of birth?]

ENTER YEAR

**ENTER NUMBER**

REFUSED  
DON'T KNOW

**PROGRAMMER INSTRUCTIONS:**

Display IS12A, IS12B, and IS12C on the same screen.  
Hard range: CURRENT YEAR - 110.  
Soft range: (CURRENT YEAR - 20) - (CURRENT YEAR - 75).  
If IS12C violates hard range, display error message "YEAR OF BIRTH OUTSIDE OF RANGE. VERIFY WITH RESPONDENT AND RE-ENTER."

Write birth month, day, and year from IS12a, b, and c to the PERSON ROSTER for roster member.

If IS12A and IS12B and IS12C <> RF or DK, compute PERSON AGE as (CURRENT DATE - IS12a-c DOB) and prefill IS13.

Otherwise, go to IS14.

---

<b>IS13</b>	<b>op5age (Sensitive)</b>	R5 OTH PERSON AGE UPDATE AND NEW
	<b>op5dage</b>	R5 D OP CAT AGE UPDATE AND NEW

**DISPLAY INSTRUCTIONS:**

For "CALCULATED AGE", display age computed at IS12.

**QUESTION TEXT:**

That makes you {CALCULATED AGE} today. Is that correct?

**CODES**

1	YES	Section RE
2	NO	IS12A
	REFUSED	Section RE
	DON'T KNOW	Section RE

**PROGRAMMER INSTRUCTIONS:**

If IS13 = 1 (YES), write PERSON AGE to PERSON ROSTER.  
If IS13 = 2 (NO), display error message, "PLEASE ENTER THE CORRECT DATE."

---

<b>IS14</b>	<b>op5age (Sensitive)</b>	R5 OTH PERSON AGE UPDATE AND NEW
	<b>op5dage</b>	R5 D OP CAT AGE UPDATE AND NEW

**QUESTION TEXT:**

How old are you?

ENTER AGE

**ENTER NUMBER**

Range 18 to 110  
REFUSED  
DON'T KNOW

**PROGRAMMER INSTRUCTIONS:**

Hard range: 18-110.  
If IS14 violates hard range, display error message "AGE OUTSIDE OF RANGE. VERIFY WITH RESPONDENT AND RE-ENTER."



Write PERSON AGE to PERSON ROSTER.

Go to Section RE – Residence.

<b>Derived Variables From Items in IS Section</b>	
<b>r5d2intvrage</b>	R5 D SP CAT AGE AT INTVW
<b>r5dintvrage (Sensitive)</b>	R5 D AGE OF SP AT INTERVIEW
<b>is5dproxyid</b>	R5 D PROXY OPID
<b>op5dage</b>	R5 D OP CAT AGE UPDATE AND NEW
<b>op5dgender</b>	R5 D GENDER UPDATE AND NEW

---

## NHATS Round 5

Section RE [RESIDENCE]

Sequence: 2

---

RE3 RE3 NOT ON FILE

**DISPLAY INSTRUCTIONS:**

If IS2A=7 (SP DECEASED), display “at the time {he/she} died” and “lived”.

Otherwise, display “lives”.

Display updated IMS Address 1, Address 2, City, State, Zip.

If IS2 A=7 (SP DECEASED) and FACILITY flag = 1 (YES), display preloaded LAST INT Facility name or from IMS if updated.

**QUESTION TEXT:**

Now I need to confirm {your/SP's} address {at the time {he/she} died}. According to our records, {you live}/{he/she} {lives/lived} at [READ ADDRESS BELOW]

CONFIRM SPELLING

{Facility Name}

{Address 1}

{Address 2}

{City}, {State} {Zip}

IF COMPLETE ADDRESS NOT DISPLAYED, ENTER 2.

[Is that correct?]

**CODES**

1 YES  
2 NO  
REFUSED  
DON'T KNOW

**PROGRAMMER INSTRUCTIONS:**

Write confirmed Address 1, Address 2, City, State, and Zip fields to the PERSON ROSTER for SP.

IMS will pull confirmed Address 1, Address 2, City, State, and Zip fields from NHATS Interview Task once task status = 20 (COMPLETE).

If IS2A=7 (SP DECEASED), set DECEASED flag= 1 (YES).

---

BOX RE4 BOX RE4 NOT ON FILE

If RE3 = 1 (YES), go to BOX RE4F

Else if RE3 <> 1 (YES) and DECEASED flag = 1 (YES) and LAST INT Facility Name is not blank, go to RE4.

Otherwise, go to RE4a.

---

RE4 RE4 NOT ON FILE

**DISPLAY INSTRUCTIONS:**

Display preloaded SP address and facility name in the question text.

Display preloaded LAST INT facility name.

Display RE4a, 4b, 4c, 4d, and 4e on the same screen.

Display {Address 1}, {Address 2}, {City}, {State}, and {Zip} fields as lighter "grayed-out" text.

Display "facility name" as underlined text.

**QUESTION TEXT:**

What was {SP}'s facility name at the time {he/she} died?  
CONFIRM SPELLING.  
IF NO FACILITY NAME, ENTER 95.  
{Facility Name}  
{Address 1}  
{Address 2}  
{City}, {State} {Zip}

**ENTER TEXT**

Length

75

---

**RE4A**

**RE4A**

NOT ON FILE

**DISPLAY INSTRUCTIONS:**

Display preloaded SP address in the question text.  
Display preloaded address line 1 in the response field if available.  
Display RE4a, 4b, 4c, 4d, and 4e on the same screen.  
Display {Address 2}, {City}, {State}, and {Zip} fields as lighter "grayed-out" text.  
Display "address" as underlined text.

Display preloaded SP address in the question text.

If DECEASED flag = 1 (YES), display "was" and "at the time {he/she} died".  
Otherwise, display "is".

**QUESTION TEXT:**

What {is/was} address {at the time {he/she} died}?  
CONFIRM SPELLING.  
{Address 1}  
{Address 2}  
{City}, {State} {Zip}

**ENTER TEXT**

Length

50

---

**RE4B**

**RE4B**

NOT ON FILE

**DISPLAY INSTRUCTIONS:**

Display preloaded SP address in the question text  
Display preloaded address line 2 in the response field if available  
Display RE4a, 4b, 4c, 4d, and 4e on the same screen  
Display {Address 1}, {City}, {State}, and {Zip} fields as lighter "grayed out" text.  
Display "address" as underlined text

Display preloaded SP address in the question text.

If DECEASED flag = 1 (YES), display "was" and "at the time {he/she} died".  
Otherwise, display "is".

**QUESTION TEXT:**

[What {is/was} {your/SP's} address {at the time {he/she} died}?]

CONFIRM SPELLING.

IF NO APT/SUITE NUMBER, PRESS ENTER TO CONTINUE.

{Address 1}

{Address 2}

{City}, {State} {Zip}

ENTER TEXT

Length

50

PROGRAMMER INSTRUCTIONS:

Allow empty

---

**RE4C**

**re5spadrscity (Restricted)**

R5 RE4C SP ADDRESS CITY

**DISPLAY INSTRUCTIONS:**

Display preloaded SP address in the question text

Display preloaded city in the response field if available.

Display RE4a, 4b, 4c, 4d, and 4e on the same screen.

Display {Address 1}, {Address 2}, {State}, and {Zip} fields as lighter "grayed out" text.

Display "city" as underlined text.

Display preloaded SP address in the question text.

If DECEASED flag = 1 (YES), display "was" and "at the time {he/she} died".

Otherwise, display "is".

**QUESTION TEXT:**

[What {is/was} {your/SP's} city {at the time {he/she} died}?]

CONFIRM SPELLING

{Address 1}

{Address 2}

{City}, {State} {Zip}

ENTER TEXT

Length

25

---

**RE4D**

**re5spadrstt (Restricted)**

R5 RE4D SP ADDRESS STATE

**DISPLAY INSTRUCTIONS:**

Display preloaded SP address in the question text

Display preloaded state in the response field if available.

Display RE4a, 4b, 4c, 4d, and 4e on the same screen.

Display {Address 1}, {Address 2}, {City}, and {Zip} fields as lighter "grayed out" text.

Display "state" as underlined text.

Display preloaded SP address in the question text.

If DECEASED flag = 1 (YES), display "was" and "at the time {he/she} died".

Otherwise, display "is".

**QUESTION TEXT:**

[What {is/was} {your/SP's} state {at the time {he/she} died}?]

TYPE THE FIRST LETTER OF THE STATE, THEN USE ARROW KEYS IF NEEDED TO LOCATE STATE, AND PRESS ENTER TO SELECT

{Address 1}  
{Address 2}  
{City}, {State} {Zip}

**ENTER TEXT**

Length 2

**PROGRAMMER INSTRUCTIONS:**

Use lookup file (51STATE) of state names.

---

**RE4E**

**RE4E**

NOT ON FILE

**DISPLAY INSTRUCTIONS:**

Display preloaded SP address in the question text  
Display preloaded zip code in the response field if available.  
Display RE4a, 4b, 4c, 4d, and 4e on the same screen.  
Display {Address 1}, {Address 2}, {City}, and {Zip} fields as lighter "grayed out" text.  
Display "zip code" as underlined text.

Display preloaded SP address in the question text.

If DECEASED flag = 1 (YES), display "was" and "at the time {he/she} died".  
Otherwise, display "is".

**QUESTION TEXT:**

[What {is/was} {your/SP's} zip code {at the time {he/she} died}?:]

ENTER A 5-DIGIT ZIP CODE

{Address 1}  
{Address 2}  
{City}, {State} {Zip}

**ENTER TEXT**

Length 5

**PROGRAMMER INSTRUCTIONS:**

5-digit entry required. If less than 5 digits entered, display ErrorMessage #11.

Write updated Address 1, Address 2, City, State, and Zip fields to the PERSON ROSTER for SP.  
IMS will pull updated Address 1, Address 2, City, State, and Zip fields from NHATS Interview Task once task status = 20 (COMPLETE).

---

**BOX RE4F**

**BOX RE4F**

NOT ON FILE

If NEWSAMPLE flag = 1 (YES), set NEW RESIDENCE flag = 1 (YES), and go to RE5.  
Else if LAST INT DISP CODE = 64 (FQ ONLY) and DECEASED flag <> 1 (YES), set NEW RESIDENCE flag = 1 (YES) and go to RE5.  
Otherwise, go to RE4f.

---

**RE4F**

**re5spadrsnew**

R5 RE4F SP ADDRESS SAME OR DIFF

**DISPLAY INSTRUCTIONS:**

If DECEASED FLAG = 1 (YES), display "DIED", "{Facility Name}, "was", "at the time {he/she} died", "{he/she} was", and

(" , FACILITY NAME" if FACILITY NAME <> 95).  
Otherwise, display "is", "now", and "LIVES".

Display current and last address fields in 2 columns.

For CURRENT ADDRESS, display updated Facility Name, Address 1, Address 2, City, State, and Zip fields from RE4a-e.

For LAST ADDRESS, display preloaded LAST INT Facility Name, LAST INT Address 1, LAST INT Address 2, LAST INT City, LAST INT State, and LAST INT Zip fields.

Display "INCLUDING A DIFFERENT APT # OR UNIT #." as underlined text.

**QUESTION TEXT:**

SPECIFY IF SP {LIVES/DIED} AT SAME ADDRESS AS LAST INTERVIEW:

CURRENT ADDRESS:	ADDRESS AT LAST INTERVIEW:
{Facility Name}	{LAST INT Facility Name}
{Address 1}	{LAST INT Address 1}
{Address 2}	{LAST INT Address 2}
{City}, {State} {Zip}	{LAST INT City}, {LAST INT State} {LAST INT Zip}

IF NEEDED: Is the place {you are/SP {is/was}} living {now/at the time {he/she} died} the same place that {you were/{he/she} was} living at the time of the last interview?

ENTER 1 IF SAME ADDRESS.  
ENTER 2 IF DIFFERENT ADDRESS, INCLUDING A DIFFERENT APT# OR UNIT #.

ENTER 3 IF SAME ADDRESS WITH MINOR ADDRESS CORRECTIONS (SPELLING, ZIP CODE, FACILITY NAME)

**CODES**

- 1 YES, SAME ADDRESS
- 2 NO, DIFFERENT ADDRESS
- 3 YES, SAME ADDRESS WITH MINOR CORRECTIONS

**PROGRAMMER INSTRUCTIONS:**

If RE4f = 2 (DIFFERENT ADDRESS), set NEW RESIDENCE flag = 1 (YES).

If [RE4f = 1 (SAME ADDRESS) or 3 (SAME ADDRESS WITH CORRECTIONS)], set HOTYPE flag = LAST INT HOTYPE flag.

If [RE4f = 1 (SAME ADDRESS) or 3 (SAME ADDRESS WITH CORRECTIONS)] and LAST INT FACILITY flag = 1 (YES), set FACILITY flag = 1 (YES).

If [RE4f = 1 (SAME ADDRESS) or 3 (SAME ADDRESS WITH CORRECTIONS)] and LAST INT RETIREMENT COMMUNITY flag = 1 (YES), set RETIREMENT COMMUNITY flag = 1 (YES).

---

**BOX RE5**

**BOX RE5**

**NOT ON FILE**

**QUESTION TEXT:**

If DECEASED flag = 1 (YES) and RE4f = 2 (DIFFERENT ADDRESS), go to BOX RE10.  
Else if DECEASED flag = 1 (YES), go to RE12.  
Otherwise, go to RE5.

---

**RE5**                                      **RE5**                                      NOT ON FILE

**QUESTION TEXT:**

Is this {your/SP's} mailing address?

**CODES**

1	YES	RE7
2	NO	
	REFUSED	RE7
	DON'T KNOW	RE7

---

**RE6A**                                      **RE6A**                                      NOT ON FILE

**DISPLAY INSTRUCTIONS:**

Display RE6a, 6b, 6c, 6d, and 6e on the same screen  
Display "address" as underlined text.

**QUESTION TEXT:**

What is {your/SP's} mailing address?

CONFIRM SPELLING

**ENTER TEXT**

Length                                      50

---

**RE6B**                                      **RE6B**                                      NOT ON FILE

**DISPLAY INSTRUCTIONS:**

Display RE6a, 6b, 6c, 6d, and 6e on the same screen  
Display "address" as underlined text.

**QUESTION TEXT:**

[What is {your/SP's} mailing address?]

CONFIRM SPELLING

IF NO APT/SUITE NUMBER, PRESS ENTER TO CONTINUE

**ENTER TEXT**

Length                                      50

**PROGRAMMER INSTRUCTIONS:**

Allow empty

---

**RE6C**                                      **RE6C**                                      NOT ON FILE

**DISPLAY INSTRUCTIONS:**

Display RE6a, 6b, 6c, 6d, and 6e on the same screen  
Display "city" as underlined text.

**QUESTION TEXT:**

[What is {your/SP's} mailing city?]

CONFIRM SPELLING

**ENTER TEXT**

Length                                      25

**RE6D****RE6D**

NOT ON FILE

**DISPLAY INSTRUCTIONS:**

Display RE6a, 6b, 6c, 6d, and 6e on the same screen  
 Display “state” as underlined text.

**QUESTION TEXT:**

[What is {your/SP’s} mailing state?]

TYPE THE FIRST LETTER OF THE STATE, THEN USE ARROW KEYS IF NEEDED TO LOCATED STATE, AND  
 PRESS ENTER TO SELECT

**ENTER TEXT**

Length

2

**PROGRAMMER INSTRUCTIONS:**

Use lookup file (51 STATE) of state names.

**RE6E****RE6E**

NOT ON FILE

**DISPLAY INSTRUCTIONS:**

Display RE6a, 6b, 6c, 6d, and 6e on the same screen  
 Display “zip code” as underlined text.

**QUESTION TEXT:**

[What is {your/SP’s} mailing zip code?]

ENTER A 5-DIGIT ZIP CODE

**ENTER TEXT**

Length

5

**PROGRAMMER INSTRUCTIONS:**

5-digit entry required. If less than 5 digits entered, display Error Message #11.

**RE7****re5intplace**

R5 RE7 SP INT AT PLACE OF RES

**DISPLAY INSTRUCTIONS:**

For CURRENT ADDRESS, display updated Facility Name, Address 1, Address 2, City, State, and Zip fields from  
 RE4a-e.

**QUESTION TEXT:**

SPECIFY IF INTERVIEW IS BEING CONDUCTED AT SP’S PLACE OF RESIDENCE.

**CURRENT ADDRESS:**

{Facility Name}

{Address 1}

{Address 2}

{City}, {State} {Zip}

IF NEEDED ASK: Is this address where {you are/SP is} currently living?

**CODES**

1 YES

2 NO

**PROGRAMMER INSTRUCTIONS:**

If RE7 = 1 (YES), set INT AT PLACE OF RESIDENCE flag = 1 (YES).



---

**BOX RE8****BOX RE8**

NOT ON FILE

**QUESTION TEXT:**

If NEW RESIDENCE flag <> 1 (YES), set CURRENT INT STRUCTURE flag = LAST INT STRUCTURE flag, and go to Section HC – HEALTH CONDITIONS.

Otherwise, go to RE8.

---

**RE8****re5newstrct**

R5 RE8 NEW RESID PHYS STRUC IN R2

**re5dresistrct**

R5 D RESIDNCE PHYSICAL STRUCTUR

**DISPLAY INSTRUCTIONS:**

If INT AT PLACE OF RESIDENCE FLAG = 1 (YES), display “CODE PHYSICAL STRUCTURE OF SP'S RESIDENCE.” and “IF SP OCCUPIES ONE ROOM OF A FREE-STANDING OR ATTACHED SINGLE HOUSE, SELECT THE CODE THAT DESCRIBES THE OVERALL PHYSICAL STRUCTURE.”

Otherwise, display “SHOWCARD RE1” and “Which of these best describes the physical structure of the building where {you live/SP lives}?”.

**QUESTION TEXT:**

{SHOWCARD RE1}

{CODE PHYSICAL STRUCTURE OF SP'S RESIDENCE./Which of these best describes the physical structure of the building where {you live/SP lives}??}

{IF SP OCCUPIES ONE ROOM OF A FREE-STANDING OR ATTACHED SINGLE HOUSE, SELECT THE CODE THAT DESCRIBES THE OVERALL PHYSICAL STRUCTURE.}

**CODES**

1	FREE-STANDING (DETACHED) SINGLE HOUSE	BOX RE10
2	SINGLE HOUSE BUT ATTACHED TO OTHERS (ROW HOUSE, TOWNHOUSE, DUPLEX, TRIPLEX, OR TRIPLE DECKER	BOX RE10
3	MOBILE HOME OR TRAILER	BOX RE10
4	MULTI-UNIT (2+) BUILDING	RE9
91	OTHER (SPECIFY)	

**PROGRAMMER INSTRUCTIONS:**

If 1, 2, or 3 is selected set CURRENT INT STRUCTURE flag=1 (HOUSE) and use display text of "home"  
Else if 4 is selected set CURRENT INT STRUCTURE flag=2 (MULTI-UNIT) and use display text of "building"  
Else if 91 is selected set CURRENT INT STRUCTURE flag=3 (OTHER) and use display text of "building"  
IF RE1 = 91 (OTHER), display soft error message "YOU HAVE SELECTED OTHER TYPE OF STRUCTURE. SELECT THE STRUCTURE THAT LOOKS MOST LIKE SP'S RESIDENCE:  
CODE 1 "FREE-STANDING (DETACHED) SINGLE HOUSE"  
CODE 2 "SINGLE HOUSE BUT ATTACHED TO OTHERS"  
CODE 3 "MOBILE HOME OR TRAILER"  
CODE 4 "MULTI-UNIT (2+) BUILDING"

---

**RE8A****RE8A**

NOT ON FILE

**QUESTION TEXT:**

SPECIFY TYPE OF STRUCTURE

**ENTER TEXT**

Length

25

---

**RE9****re5newblgfl**

R5 RE9 NEW RESID BLDG FLOORS IN R5

re5dbldg

R5 D SP BLDG MORE THAN ONE FLOOR

**DISPLAY INSTRUCTIONS:**

If INT AT PLACE OF RESIDENCE FLAG = 1 (YES), display "CODE NUMBER OF FLOORS OF STRUCTURE".

Otherwise, display "Does the building where {you live/SP lives/SP was living at the time {he/she} died} have one floor or more than one floor?"

**QUESTION TEXT:**

{CODE NUMBER OF FLOORS OF STRUCTURE/Does the building where {you live/SP lives} have one floor or more than one floor?}

**CODES**

- 1 BUILDING HAS ONE FLOOR
- 2 BUILDING HAS MULTIPLE FLOORS

**BOX RE10**

BOX RE10

NOT ON FILE

If NEWSAMPLE flag = 1 (YES), go to section HC – Health Conditions.

Else if LAST INT DISP CODE = 64 (FQ ONLY) and DECEASED flag <> 1 (YES), go to Section HC – Health Conditions.

Else if NEW RESIDENCE flag = 1 (YES), go to RE10.

Else if DECEASED flag = 1 (YES), go to RE11.

Otherwise, go to Section HC – Health Conditions.

**RE10**

re5mthmove

R5 RE10 MONTH MOVED NEW ADDRESS

**QUESTION TEXT:**

In what month and year since {LAST INT MONTH AND YEAR}, did {SP} move to {Address 1}, {City}, {State} {Zip}?

ENTER MONTH

**CODES**

- 1 JANUARY
- 2 FEBRUARY
- 3 MARCH
- 4 APRIL
- 5 MAY
- 6 JUNE
- 7 JULY
- 8 AUGUST
- 9 SEPTEMBER
- 10 OCTOBER
- 11 NOVEMBER
- 12 DECEMBER
- REFUSED BOX RE11
- DON'T KNOW BOX RE11

**RE10B**

re5yearmove

R5 RE10B YEAR MOVED NEW ADDRESS

**QUESTION TEXT:**

In what month and year since {LAST INT MONTH AND YEAR}, did {SP} move to {Address 1}, {City}, {State} {Zip}?

ENTER 4-DIGIT YEAR

**ENTER NUMBER**

REFUSED  
DON'T KNOW

**PROGRAMMER INSTRUCTIONS:**

Soft Range: CURRENT YEAR-1 to CURRENT YEAR

Hard Range: R1 INT YEAR to CURRENT YEAR

Combined month and year cannot be before date of last interview. If date is before date of last interview, display error message #15.

---

**BOX RE11**

**BOX RE11**

NOT ON FILE

If DECEASED flag = 1 (YES), go to RE11.

Otherwise, go to Section HC – Health Conditions.

---

**RE11**

**re5placedec**

R5 RE11 CARE AT PLACE SP DIED

**QUESTION TEXT:**

Was this the kind of place that provides care, such as an assisted living facility, board and care home, nursing home, or other long term care facility?

**CODES**

1 YES  
2 NO  
REFUSED  
DON'T KNOW

**PROGRAMMER INSTRUCTIONS:**

If RE11 = 1 (YES), set FACILITY flag = 1 (YES).

---

**RE12**

**re5alonedec**

R5 RE12 LIVED ALONE AT DEATH

**QUESTION TEXT:**

At the time of {SP}'s death, was {he/she} living alone?

**CODES**

1 YES  
2 NO  
REFUSED  
DON'T KNOW

**PROGRAMMER INSTRUCTIONS:**

Go to Section PD – Place of Death.

---

**Derived Variables from items in RE Section**

<b>re5dcensdiv</b>	R5 D SP CENSUS DIVISION
<b>re5dresistrct</b>	R5 D RESIDNCE PHYSICAL
<b>re5dbldg</b>	R5 D SP BLDG MORE THAN ONE FLOOR

**Flag Variables Set in RE Section**

<b>f15structure</b>	R5 F RE STRUCTURE OF SP DWELLING
<b>f15resnew</b>	R5 F RE NEW ADDRESS FROM PRIOR ROUND
<b>f15facility</b>	R5 F RE ROUTING FLAG FROM RE4f HT3 5 6 7
<b>f15hotype</b>	R5 F RE HT TYPE OF HOME
<b>f15retirecom</b>	R5 F RE HT SP LIVES IN RETIREMT COM

---

## NHATS Round 5

Section HC [HEALTH CONDITIONS]

Sequence: 3

---

**HC1PRE**

HC1PRE

NOT ON FILE

**QUESTION TEXT:**

Let's start with some questions about {your/SP's} health.

PRESS 1 AND ENTER TO CONTINUE

---

**HC1**

hc5health

R5 HC1 OVERALL HEALTH CONDITION

**QUESTION TEXT:**

Would you say that in general {your/SP's} health is excellent, very good, good, fair, or poor?

**CODES**

1	EXCELLENT
2	VERY GOOD
3	GOOD
4	FAIR
5	POOR
	REFUSED
	DON'T KNOW

---

**HC2**

hc5disescn1

R5 HC2 SP HAD HEART ATTACK

hc5disescn2

R5 HC2 SP HAS HEART DISEASE

hc5disescn3

R5 HC2 SP HAS HIGH BLOOD PRESS

hc5disescn4

R5 HC2 SP HAS ARTHRITIS

hc5disescn5

R5 HC2 SP HAS OSTEOPOROSIS

hc5disescn6

R5 HC2 SP HAS DIABETES

hc5disescn7

R5 HC2 SP HAS LUNG DISEASE

hc5disescn8

R5 HC2 SP HAD STROKE

hc5disescn9

R5 HC2 SP HAS DEMENTIA OR ALZH

hc5disescn10

R5 HC2 SP HAS CANCER

**DIPLAY INSTRUCTIONS:**

Use "Same Question Stem" display

If at HC2a, do not display question text in brackets.  
Otherwise, display question text in brackets.

If NEWSAMPLE flag = 1 (YES), display "I will read a list of some diseases and conditions that a doctor may have said {you have/SP has}. Please tell me if a doctor ever"

Otherwise, display "We are interested in new health conditions that {you have/SP has} learned about this year."

Since the time of the last interview in {LAST INT MONTH AND YEAR}, has a doctor”.

If LAST INT HC2b, c, d, e, f, g, or i = 1 (YES), do not display corresponding item.

Always display HC2a, HC2h, and HC2j.

**QUESTION TEXT:**

{[1]}{We are interested in new health conditions that {you have/SP has} learned about this year. Since the time of the last interview in {LAST INT MONTH AND YEAR}, has a doctor/I will read a list of some diseases and conditions that a doctor may have said {you have/SP has}. Please tell me if a doctor ever} told {you/him/her} that {you/he/she} had{[2]}

{variable text [a-j]}

- RESPONSE [1] a. a heart attack or myocardial infarction?
- RESPONSE [2] b. any heart disease including angina or congestive heart failure?
- RESPONSE [3] c. high blood pressure or hypertension?
- RESPONSE [4] d. arthritis (including osteo or rheumatoid arthritis)?
- RESPONSE [5] e. osteoporosis or thinning of the bones?
- RESPONSE [6] f. diabetes?
- RESPONSE [7] g. lung disease, such as emphysema, asthma, or chronic bronchitis?
- RESPONSE [8] h. a stroke?
- RESPONSE [9] i. dementia or Alzheimer’s Disease?
- RESPONSE [10] j. cancer

**CODES**

- 1 YES
- 2 NO
- 7 PREVIOUSLY REPORTED
- REFUSED
- DON’T KNOW

**PROGRAMMER INSTRUCTIONS:**

Array the responses and Variable text columns in the panel.

Display ‘variable text’ in the a-j sequence until all rows have been displayed.

Do not display response code 7 (PREVIOUSLY REPORTED).

BOX HC3	BOXHC3	NOT ON FILE
<b>QUESTION TEXT:</b>		
If HC2j = 1 (YES,CANCER), go to HC3. Otherwise, go to BOX HC4.		
<b>HC3</b>	hc5cancerty1	R5 HC3 SP HAD SKIN CANCER
	hc5cancerty2 (Sensitive)	R5 HC3 SP HAD BREAST CANCER
	hc5cancerty3 (Sensitive)	R5 HC3 SP HAD PROSTATE CANCER
	hc5cancerty4 (Sensitive)	R5 HC3 SP HAD BLADDER CANCER
	hc5cancerty5 (Sensitive)	R5 HC3 SP HAD CRV OVRN UTRN CNCR
	hc5cancerty6 (Sensitive)	R5 HC3 SP HAD COLON CANCER

<b>hc5cancerty7 (Sensitive)</b>	R5 HC3 SP HAD KIDNEY CANCER
<b>hc5cancerty8 (Sensitive)</b>	R5 HC3 SP HAD OTHER CANCER

**DISPLAY INSTRUCTIONS:**

If IS4=1 (SP is male), display “prostate cancer,” and response code 3.

**QUESTION TEXT:**

Was that skin cancer, breast cancer, {prostate cancer,} or some other type?  
 SELECT ALL THAT APPLY

<b>CODES</b>	<b>Code All That Apply</b>	
1	SKIN CANCER	BOX HC4
2	BREAST CANCER	BOX HC4
3	{PROSTATE CANCER}	BOX HC4
4	BLADDER CANCER	BOX HC4
5	CERVICAL/OVARIAN/UTERINE CANCER	BOX HC4
6	COLON CANCER	BOX HC4
7	KIDNEY CANCER	BOX HC4
91	OTHER TYPE OF CANCER (SPECIFY)	BOX HC4
	REFUSED	BOX HC4
	DON'T KNOW	BOX HC4

**PROGRAMMER INSTUCTIONS:**

Allow code all that apply

<b>HC3B</b>	<b>HC3B</b>	NOT ON FILE
-------------	-------------	-------------

**QUESTION TEXT:**

SPECIFY TYPE OF CANCER  
 IF NEEDED: What type of cancer was this?

**ENTER TEXT**

Length	25
REFUSED	
DON'T KNOW	

<b>HC5</b>	<b>hc5brokebon1</b>	R5 HC5A SP BROKEN OR FRACT HIP
	<b>hc5brokebon2</b>	R5 HC5B SP OTHR BRKN FRACT BONE

**DISPLAY INSTRUCTIONS:**

Use “Same Question Stem” display.

If at HC5a, do not display question text in brackets.  
 Otherwise, display question text in brackets.

If NEWSAMPLE flag = 1(YES), display “Since age 50”  
 Otherwise, display “Since the time of the last interview in {LAST INT MONTH AND YEAR}”.

**QUESTION TEXT:**

{{{Since the time of the last interview in {LAST INT MONTH AND YEAR}/ Since age 50}, has a doctor told

{you/SP} that {you/he/she} had{[]}  
 {variable text [a-b]}  
 RESPONSE [1] a. a broken or fractured hip?  
 RESPONSE [2] b. other broken or fractured bones?

**CODES**

- 1 YES
- 2 NO  
REFUSED  
DON'T KNOW

**PROGRAMMER INSTRUCTIONS:**

Array the responses and Variable text columns in the panel.  
 Display 'variable text' in the a-b sequence until all rows have been displayed.

**BOX HC6**

**BOX HC6**

NOT ON FILE

If NEWSAMPLE flag = 1 (YES), go to HC6.  
 Otherwise, go to HC7.

**HC6**

**hc5serdisill**

R5 HC6 SP OTHR SER DIS ILLNES

**QUESTION TEXT:**

Is there another serious disease or illness that I have not asked about that a doctor has told {you/SP} that {you have/{he/she} has}?

**CODES**

- 1 YES
- 2 NO HC7  
REFUSED HC7  
DON'T KNOW HC7

**HC6A**

**HC6A**

NOT ON FILE

**QUESTION TEXT:**

What is that (serious disease or illness)?

**ENTER TEXT**

Length 75  
 REFUSED  
 DON'T KNOW

**PROGRAMMER INSTRUCTIONS:**

Field length 75.

**HC7**

**hc5hospstay**

R5 HC7 SP HOSP STAY LAST 12MOS

**DISPLAY INSTRUCTIONS:**



If NEWSAMPLE flag = 1 (YES), display “within the last 12 months, that is since {CURRENT MONTH AND YEAR – 1 YEAR}”.

Otherwise, display “since the time of the last interview in {LAST INT MONTH AND YEAR}

Display "last 12 months" in bold underlined text.

**QUESTION TEXT:**

{Have you/Has SP} had an overnight hospital stay since the time of the last interview in {LAST INT MONTH AND YEAR}/within the last 12 months, that is since {CURRENT MONTH AND YEAR - 1 YEAR}?

**CODE**

1	YES	
2	NO	HC9PRE
	REFUSED	HC9PRE
	DON'T KNOW	HC9PRE

**PROGRAMMER INSTRUCTIONS:**

Display month as word.

---

**HC8**

hc5hosovrht

R5 HC8 SP NUM OF HOSP STAYS

**DISPLAY INSTRUCTIONS:**

If NEWSAMPLE flag = 1 (YES), display “(in the last 12 months)”.

Otherwise, display “since the time of the last interview in {LAST INT MONTH AND YEAR}”.

Display "last 12 months" in bold underlined text.

**QUESTION TEXT:**

How many separate overnight hospital stays {have you/has SP} had {(in the last 12 months)/ since the time of the last interview in {LAST INT MONTH AND YEAR}? By hospital stay, we mean a time when {you/SP} stayed at least one night in the hospital.

**ENTER NUMBER**

Range	1 to 365
Soft Range	1 to 12
REFUSED	
DON'T KNOW	

**PROGRAMMER INSTRUCTIONS:**

Numeric field length 3.

Hard range 1-365

Soft range 1-12

---

**HC9PRE**

HC9PRE

NOT ON FILE

**DISPLAY INSTRUCTIONS:**

If NEWSAMPLE flag <> 1 (YES), display “since the time of the last interview in {LAST IN MONTH AND YEAR}”.

Otherwise, use null display.

**QUESTION TEXT:**

Next I have a few questions about any types of surgery {you/SP} may have had{ since the time of the last interview in {LAST INT MONTH AND YEAR}}.

Press 1 AND ENTER TO CONTINUE

---

**BOX HC9**

**BOXHC9**

NOT ON FILE

If NEWSAMPLE flag = 1 (YES), go to HC9A.  
Otherwise, go to HC9B.

---

**HC9A**

**hc5kneesurg**

R5 HC9A HAD KNEE SURGERY

**QUESTION TEXT:**

{Have you/Has SP} ever had any of the following types of surgery?

IF NEEDED: Knee surgery includes knee repair or replacement.

Knee repair or replacement?

**CODES**

1	YES	
2	NO	HC10A
	REFUSED	HC10A
	DON'T KNOW	HC10A

---

**HC9B**

**hc5knesrgyr**

R5 HC9B KNEE SURGERY IN 12 MNTHS

**DISPLAY INSTRUCTIONS:**

If NEWSAMPLE flag = 1 (YES), display "In the last 12 months, that is since {CURRENT MONTH, DAY, AND YEAR - 1 YEAR}".

Otherwise, display "Since {LAST INT MONTH AND YEAR}".

Spell out month name in question text.

**QUESTION TEXT:**

{Since {LAST INT MONTH AND YEAR}/In the last 12 months, that is since {CURRENT MONTH, DAY, AND YEAR - 1 YEAR}}, did {you/SP} have knee surgery?

IF NEEDED: Knee surgery includes knee repair or replacement.

**CODES**

1	YES	
2	NO	
	REFUSED	
	DON'T KNOW	

---

**BOXHC9c**

**BOXHC9c**

NOT ON FILE

If NEWSAMPLE flag= 1 (YES), go to HC9C.  
Otherwise, go to HC10B.

---

**HC9C**

**hc5ageknesur**

R5 HC9C AGE AT LAST KNEE SURGERY

**QUESTION TEXT:**

How old {were you/was SP} the last time {you/he/she} had knee repair or replacement surgery?

IF NEEDED: If you are not sure, just give me your best guess.

ENTER AGE

**ENTER NUMBER**

Range 18 to 110  
REFUSED  
DON'T KNOW

**PROGRAMMER INSTRUCTIONS:**

Range 18-110

Compare age entry to SP's calculated age today. If age entry > SP's current age, display error message "CONFIRM RESPONSE. AGE ENTERED IS GREATER THAN SP'S CURRENT AGE".

---

**HC10A**

hc5hipsurg

R5 HC10A HIP REPAIR OR REPLACMNT

**QUESTION TEXT:**

[{Have you/Has SP} ever had] hip repair or replacement surgery?

**CODES**

1 YES  
2 NO  
REFUSED  
DON'T KNOW  
HC11A  
HC11A  
HC11A

---

**HC10B**

hc5hipsrgyr

R5 HC10B HIP SURG IN 12 MNTHS

**DISPLAY INSTRUCTIONS:**

If NEWSAMPLE flag = 1 (YES), display "In the last 12 months, that is since {CURRENT MONTH, DAY, AND YEAR - 1 YEAR}".

Otherwise, display "Since {LAST INT MONTH AND YEAR}".

Spell out month name in question text.

**QUESTION TEXT:**

Did {you/SP} have hip surgery in the last 12 months, that is since {CURRENT MONTH, DAY, AND YEAR - 1 YEAR}?

**CODES**

1 YES  
2 NO  
REFUSED  
DON'T KNOW

---

**BOXHC10C**

BOXHC10C

NOT ON FILE

If NEWSAMPLE flag= 1 (YES), go to HC10C.  
Otherwise, go to HC11B.

---

**HC10C****hc5agehipsur**

R5 HC10C AGE AT LAST HIP SURGERY

**QUESTION TEXT:**

How old {were you/was SP} the last time {you/he/she} had hip repair or replacement surgery?

IF NEEDED: If you are not sure, just give me your best guess.

ENTER AGE

**ENTER NUMBER**

Range	40 to 110
REFUSED	
DON'T KNOW	

**PROGRAMMER INSTRUCTIONS:**

Range 40-110

Compare age entry to SP's calculated age today. If age entry>SP's current age, display error message "CONFIRM RESPONSE. AGE ENTERED IS GREATER THAN SP'S CURRENT AGE".

---

**HC11A****hc5catarsurg**

R5HC11A HAD CATARACT SURGERY

**QUESTION TEXT:**

[{Have you/Has SP} ever had] cataract surgery?

**CODES**

1	YES	
2	NO	HC12A
	REFUSED	HC12A
	DON'T KNOW	HC12A

---

**HC11B****hc5catrsrgyr**

R5 HC11B CATER SURG IN 12 MNTHS

**DISPLAY INSTRUCTIONS:**

If NEWSAMPLE flag = 1 (YES), display "In the last 12 months, that is since {CURRENT MONTH, DAY, AND YEAR - 1 YEAR}".

Otherwise, display "Since {LAST INT MONTH AND YEAR}".

Spell out month name in question text.

**QUESTION TEXT:**

{Since {LAST INT MONTH AND YEAR}/In the last 12 months, that is since {CURRENT MONTH, DAY, AND YEAR - 1 YEAR}}, did {you/SP} have cataract surgery?

**CODES**

1	YES	
---	-----	--

2 NO  
REFUSED  
DON'T KNOW

---

**BOXHC11C****BOXHC11C**

NOT ON FILE

If NEWSAMPLE flag= 1 (YES), go to HC11C.  
Otherwise, go to HC12B.

---

**HC11C****hc5agecatsur**

R5 HC11C AGE AT LAST CATRCT SURG

**QUESTION TEXT:**

How old {were you/was SP} the last time {you/he/she} had cataract surgery?

IF NEEDED: If you are not sure, just give me your best guess.

ENTER AGE

**ENTER NUMBER**

Range 40 to 110  
REFUSED  
DON'T KNOW

**PROGRAMMER INSTRUCTIONS**

Range 40-110

Compare age entry to SP's calculated age today. If age entry > SP's current age, display error message "CONFIRM RESPONSE. AGE ENTERED IS GREATER THAN SP'S CURRENT AGE".

---

**HC12A****hc5bckspnsur**

R5 HC12A HAD BACK OR SPINE SURGR

**QUESTION TEXT:**

[{Have you/Has SP} ever had] back or spine surgery?

**CODES**

1	YES	
2	NO	HC13A
	REFUSED	HC13A
	DON'T KNOW	HC13A

---

**HC12B****hc1backsgyr**

R1 HC12B BCK SPNE SURGR 12 MNTHS

**DISPLAY INSTRUCTIONS:**

If NEWSAMPLE flag = 1 (YES), display "In the last 12 months, that is since {CURRENT MONTH, DAY, AND YEAR - 1 YEAR}".

Otherwise, display "Since {LAST INT MONTH AND YEAR}".

Spell out month name in question text.

**QUESTION TEXT:**

{Since {LAST INT MONTH AND YEAR}}/In the last 12 months, that is since {CURRENT MONTH,

DAY, AND YEAR - 1 YEAR}}, did {you/SP} have back or spine surgery?

**CODES**

1 YES  
2 NO  
REFUSED  
DON'T KNOW

---

**BOXHC12C**

**BOXHC12C**

NOT ON FILE

If NEWSAMPLE flag= 1 (YES), go to HC12C.  
Otherwise, go to HC13B.

---

**HC12C**

**hc5agebckstrg**

R5 HC12C AGE AT LAST BACK SURGRY

**QUESTION TEXT:**

How old {were you/was SP} the last time {you/he/she} had back or spine surgery?

IF NEEDED: If you are not sure, just give me your best guess.

ENTER AGE

**ENTER NUMBER**

Range 20 to 110  
REFUSED  
DON'T KNOW

**PROGRAMMER INSTRUCTIONS**

Range 20-110

Compare age entry to SP's calculated age today. If age entry > SP's current age, display error message "CONFIRM RESPONSE. AGE ENTERED IS GREATER THAN SP'S CURRENT AGE".

---

**HC13A**

**hc5heartstrg**

R5 HC13A HAD HEART SURGERY

**QUESTION TEXT:**

[[{Have you/Has SP} ever had] heart surgery of any kind, including a bypass, valve surgery or a stent?

**CODES**

1 YES  
2 NO  
REFUSED  
DON'T KNOW

HC14PRE  
HC14PRE  
HC14PRE

---

**HC13B**

**hc5hartstrgyr**

R5 HC13B HEART SURGERY 12 MONTHS

**DISPLAY INSTRUCTIONS:**

If NEWSAMPLE flag = 1 (YES), display "In the last 12 months, that is since {CURRENT MONTH, DAY, AND YEAR - 1 YEAR}".

Otherwise, display "Since {LAST INT MONTH AND YEAR}".

Spell out month name in question text.

**QUESTION TEXT:**

{Since {LAST INT MONTH AND YEAR}/In the last 12 months, that is since {CURRENT MONTH, DAY, AND YEAR - 1 YEAR}}, did {you/SP} have heart surgery?

IF NEEDED: Heart surgery includes a bypass, valve surgery, pacemaker, or a stent.

**CODES**

- 1 YES
- 2 NO
- REFUSED
- DON'T KNOW

**BOXHC13C**

**BOXHC13C**

NOT ON FILE

If NEWSAMPLE flag = 1 (YES), go to HC13C.  
Otherwise, go to HC14PRE.

**HC13C**

**hc5agehrtsrg**

R5 HC13C AGE LAST HEART SURGERY

**QUESTION TEXT:**

How old {were you/was SP} the last time {you/he/she} had heart surgery?

IF NEEDED: If you are not sure, just give me your best guess.

ENTER AGE

**ENTER NUMBER**

- Range 1 to 110
- Soft Range 20 to 80
- REFUSED
- DON'T KNOW

**PROGRAMMER INSTRUCTIONS**

Hard range 1-110  
Soft range 20-80

Compare age entry to SP's calculated age today. If age entry > SP's current age, display error message "CONFIRM RESPONSE. AGE ENTERED IS GREATER THAN SP'S CURRENT AGE."

**HC14PRE**

**HC14PRE**

NOT ON FILE

**QUESTION TEXT:**

These next few questions are about falling down. By falling down we mean any fall, slip, or trip in which you lose your balance and land on the floor or ground or at a lower level.

PRESS 1 AND ENTER TO CONTINUE

**HC14**

**hc5fillsinmth**

R5 HC14 FALL DOWN IN LAST MONTH

**DISPLAY INSTRUCTIONS:**

Display "last month" in bold underlined text.

**QUESTION TEXT:**

In the last month, {have you/has SP} fallen down?

**CODES**

- 1 YES
- 2 NO  
REFUSED  
DON'T KNOW

---

**HC15**

**hc5worryfall**

R5 HC15 WORRIED ABOT FALLING DOWN

**DISPLAY INSTRUCTIONS:**

Display "last month" in bold underlined text.

**QUESTION TEXT:**

In the last month, did {you/SP} worry about falling down?

**CODES**

- 1 YES
  - 2 NO  
REFUSED  
DON'T KNOW
- BOX HC17  
BOX HC17  
BOX HC17

---

**HC16**

**hc5worrylimt**

R5 HC16 WORRY EVR LIMT ACTIVITIES

**DISPLAY INSTRUCTIONS:**

Display "last month" in bold underlined text.

**QUESTION TEXT:**

In the last month, did this worry ever limit {your/SP's} activities?

**CODES**

- 1 YES
- 2 NO  
REFUSED  
DON'T KNOW

---

**BOX HC17**

**BOX HC17**

NOT ON FILE

**QUESTION TEXT:**

If HC14 = 1 (YES), go to HC18.  
Otherwise, go to HC17.

---

**HC17**

**hc5faleninyr**

R5 HC17 FALLEN DOWN IN 12 MONTHS

**DISPLAY INSTRUCTIONS:**

If NEWSAMPLE flag = 1 (YES), display "In the last 12 months".  
Otherwise, display "Since {LAST INT MONTH AND YEAR}".

**QUESTION TEXT:**

{In the last 12 months/Since {LAST INT MONTH AND YEAR} {have you/has SP} fallen down?



IF NEEDED: By falling down we mean any fall, slip, or trip in which you lose your balance and land on the floor or ground or at a lower level.

**CODES**

1	YES	
2	NO	HC19
	REFUSED	HC19
	DON'T KNOW	HC19

---

**HC18**

**hc5multifall**

R5 HC18 FALLEN DWN MORE THN ONCE

**DISPLAY INSTRUCTIONS:**

If NEWSAMPLE flag = 1 (YES), display "In the last 12 months".  
Otherwise, display "Since {LAST INT MONTH AND YEAR}".

Display "last 12 months" in bold underlined text.

**QUESTION TEXT:**

{In the last 12 months/Since {LAST INT MONTH AND YEAR} {have you/has SP} fallen down more than one time?

**CODES**

1	YES	
2	NO	
	REFUSED	
	DON'T KNOW	

---

**HC19**

**hc5depresan1**

R5 HC19A SP LITTLE INTERST PLEAS

**hc5depresan2**

R5 HC19B SP DOWN DEPRES HOPELESS

**hc5depresan3**

R5 HC19C SP NERVOUS ANXIOUS

**hc5depresan4**

R5 HC19D SP UNABLE TO STOP WORRY

**DISPLAY INSTRUCTIONS:**

Use "Same Question Stem" display

If at HC19a, do not display question text in brackets.  
Otherwise, display question text in brackets.

**QUESTION TEXT:**

SHOW CARD HC1

{{Over the last month, how often {have you/has SP} {{}}

{variable text [a-d]}

RESPONSE [1] a. had little interest or pleasure in doing things?

RESPONSE [2] b. felt down, depressed, or hopeless?

RESPONSE [3] c. felt nervous, anxious, or on edge?

RESPONSE [4] d. been unable to stop or control worrying?

{{Not at all, several days, more than half the days, or nearly every day?}}

**CODES**

- 1 NOT AT ALL
- 2 SEVERAL DAYS
- 3 MORE THAN HALF THE DAYS
- 4 NEARLY EVERY DAY
- REFUSED
- DON'T KNOW

**PROGRAMMER INSTRUCTIONS:**

Array the responses and Variable text columns in the panel.  
Display 'variable text' in the a-d sequence until all rows have been displayed.

---

**HC20PRE**

**HC20PRE**

NOT ON FILE

**QUESTION TEXT:**

The next few questions are about how {you have/SP has} been sleeping.

PRESS 1 AND ENTER TO CONTINUE

---

**HC20**

**hc5aslep30mn**

R5 HC20 OVER 30 MIN FALL ASLEEP

**DISPLAY INSTRUCTIONS:**

Display "last month" in bold underlined text.

**QUESTION TEXT:**

SHOW CARD HC2

In the last month how often did it take {you/SP} more than 30 minutes to fall asleep? Would you say every night, most nights, some nights, rarely, or never?

**CODES**

- 1 EVERY NIGHT (7 NIGHTS A WEEK)
- 2 MOST NIGHTS (5-6 NIGHTS A WEEK)
- 3 SOME NIGHTS (2-4 NIGHTS A WEEK)
- 4 RARELY (ONCE A WEEK OR LESS)
- 5 NEVER
- REFUSED
- DON'T KNOW

---

**HC21**

**hc5trbfalbck**

R5 HC21 TROBLE FALLNG BCK ASLEEP

**DISPLAY INSTRUCTIONS:**

Display "last month" in bold underlined text.

**QUESTION TEXT:**

SHOW CARD HC3

(In the last month) on nights when {you/SP} woke up before {you/he/she} wanted to get up, how often did {you/he/she} have trouble falling back asleep? Would you say every night, most nights, some nights, rarely, or never?

**CODES**

- 1 EVERY NIGHT
- 2 MOST NIGHTS
- 3 SOME NIGHTS
- 4 RARELY
- 5 NEVER
- 7 DON'T WAKE UP/NOT A PROBLEM
- REFUSED
- DON'T KNOW

---

**HC22**

**hc5sleepmed**

R5 HC22 OFTN MEDICATE HELP SLEEP

**DISPLAY INSTRUCTIONS:**

Display "last month" in bold underlined text.

**QUESTION TEXT:**

SHOW CARD HC3

(In the last month) how often did {you/SP} take medication to help {you/him/her} sleep? Would you say every night, most nights, some nights, rarely, or never?

**CODES**

- 1 EVERY NIGHT (7 NIGHTS A WEEK)
- 2 MOST NIGHTS (5-6 NIGHTS A WEEK)
- 3 SOME NIGHTS (2-4 NIGHTS A WEEK)
- 4 RARELY (ONCE A WEEK OR LESS)
- 5 NEVER
- REFUSED
- DON'T KNOW

**PROGRAMMER INSTRUCTIONS:**

Go to Section HT – HOUSING TYPE

---

---

## NHATS Round 5

Section

HT

[HOUSING TYPE]

Sequence: 4

---

**BOX HT1**

**BOX HT1**

NOT ON FILE

If NEWSAMPLE flag=1(YES), go to HT1PRE.

Else if NEW RESIDENCE flag = 1 (YES), go to BOX HT3.

Otherwise, go to Section SE – Service Environment.

---

**HT1PRE**

**HT1PRE**

NOT ON FILE

Now, let's talk about the place {you live/SP lives}.

PRESS 1 AND ENTER TO CONTINUE

---

**HT1**

**ht5longlived**

R5 HT1 HOW LONG LIVED THERE

**DISPLAY INSTRUCTIONS:**

Display preloaded IMS street address 1 and address 2 or from RE4a and RE4b if address updated..

**QUESTION TEXT:**

About how long {have you/has SP} lived at { STREET ADDRESS 1 AND STREET ADDRESS 2 }?

INDICATE RESPONSE UNIT

---

**CODES**

1	MONTHS	
2	YEARS	HT1B
	REFUSED	HT2
	DON'T KNOW	HT2

---

**HT1A**

**ht5mthslived**

R5 HT1A MNTHS IF LESS THAN 1 YR

**QUESTION TEXT:**

ENTER NUMBER OF MONTHS LIVED AT ADDRESS IF LESS THAN 1 YEAR

ENTER ZERO IF LESS THAN 1 MONTH

---

**ENTER NUMBER**

Range

0 to 11

**PROGRAMMER INSTRUCTIONS:**

Range 0-11

Go to Box HT3

---

**HT1B**

**ht5yrslived**

R5 HT1B YEARS LIVED AT ADDRESS

**QUESTION TEXT:**

ENTER NUMBER OF YEARS LIVED AT ADDRESS

**ENTER NUMBER**

Range 1 to 110  
Soft Range 1 to 50

**PROGRAMMER INSTRUCTIONS:**

Hard range 1-110  
Soft range 1-50  
  
Go to Box HT3

**HT2**

ht5longersyr

R5 HT2 LIVED HERE 5 YRS OR LNGER

**DISPLAY INSTRUCTIONS:**

Display preloaded street address 1 and address 2 or from RE4a and RE4b if address updated.

**QUESTION TEXT:**

{Have you/Has SP} lived at {STREET ADDRESS 1 AND STREET ADDRESS 2 } for 5 years or longer?

**CODES**

1 YES  
2 NO  
REFUSED  
DON'T KNOW

**BOX HT3**

BOX HT3

NOT ON FILE

If RE8 = 1 (FREE STANDING) or RE8 =2 (SINGLE HOME, ATTACHED), go to HT3.  
Otherwise, go to HT4

**HT3**

ht5placedesc

R5 HT3 PLACE BEST DESCRIPTION

**DISPLAY INSTRUCTIONS:**

Display "BEST" in ALL CAPS and BOLD UNDERLINED text.

**QUESTION TEXT:**

SHOW CARD HT1  
  
Now, I'm going to show you a list of places. Which of these BEST describes this place?  
  
PRESS F1 FOR HELP SCREEN

**CODES**

1 PRIVATE RESIDENCE Box HT3b  
2 A GROUP HOME, BOARD AND CARE, OR SUPERVISED HOUSING Box HT3b  
3 ASSISTED LIVING FACILITY OR CONTINUING CARE RETIREMENT Box HT3b  
4 COMMUNITY (CCRC) Box Ht3b  
91 RELIGIOUS GROUP QUARTERS  
OTHER (SPECIFY)

**HT3A**

**HT3A**

NOT ON FILE

**QUESTION TEXT:**

SPECIFY OTHER TYPE OF PLACE

**ENTER TEXT**

Length

25

**PROGRAMMER INSTRUCTIONS:**

Text length 25 char

**BOX HT3B**

**BOX HT3B**

NOT ON FILE

If HT3 = 2(Group Home) or 3(Assisted Living/CCRC), set FACILITY flag = 1(YES), set FACILITYTYPE flag =2 (OTHER FACILITY), and set FACILITY TASK flag = 1 (REQUIRED)

**HT4**

**ht5retiresen**

R5 HT4 RETIRMNT CMMTY SEN HOUSIN

**QUESTION TEXT:**

Is {your/SP's} home part of a retirement community or a senior housing community?

**CODES**

- 1 YES
- 2 NO
- REFUSED
- DON'T KNOW

**PROGRAMMER INSTRUCTIONS:**

If HT4 = 1 (YES), set RETIREMENT COMMUNITY flag = 1 (YES).

**BOX HT5**

**BOX HT5**

NOT ON FILE

If FACILITY flag=1 (YES) and Facility Task = code 20 (COMPLETED), go to Box HT9a.

If FACILITY flag = 1 (YES) and FACILITY TASK flag=1 (REQUIRED), go to BOX HT9a.

Else if RETIREMENT COMMUNITY flag = 1 (YES) , go to HT5

Else if STRUCTURE flag =2 (MULTIUNIT) or 3 (OTHER), go to HT5

Else set FACILITY TASK flag = 24 (NOT REQUIRED) and go to BOX HT11

**HT5**

**ht5diffareun**

R5 HT5 DIFF AREAS UNITS TO MOVE

**QUESTION TEXT:**

Does the place {you live/SP lives} have different areas or units that {you/{he/she}} can move to if {you need/{he/she} needs} care—like assisted living, a special unit for memory care, or a nursing home?

**CODES**

- 1 YES BOX HT8
- 2 NO
- REFUSED
- DON'T KNOW

**HT6**

**ht5helpmedbd**

R5 HT6 HELP W MEDS BATH DRESSING

**QUESTION TEXT:**

Does the place {you live/SP lives} offer help with medications or with activities such as bathing or dressing?

**CODES**

1	YES	BOX HT8
2	NO	
	REFUSED	
	DON'T KNOW	

---

**HT7**

**ht5meals**

R5 HT7 MEALS FOR RESIDENTS

**QUESTION TEXT:**

Does the place {you live/SP lives} offer meals for residents?

**CODES**

1	YES	
2	NO	
	REFUSED	
	DON'T KNOW	

---

**BOX HT8**

**BOX HT8**

NOT ON FILE

If HT5=1 (YES) or HT6=1 (YES) or HT7=1 (YES), set FACILITY TASK flag =1 (REQUIRED), set FACILITYTYPE flag = 2 (OTHER FACILITY), set FACILITY flag =1 (YES), and go to Box HT9a.

Else set Facility Task = code 24 (NOT REQUIRED) and go to BOX HT11

---

**BOX HT9A**

**BOX HT9A**

NOT ON FILE

If Facility Task = code 20 (COMPLETED), use FACILITY NAME from FQ for facility name displays and go to HT10.

Else if preloaded IMS facility name field is not blank, go to HT9a.

Otherwise, go to HT9b.

---

**HT9A**

**HT9A**

NOT ON FILE

**QUESTION TEXT:**

I have recorded {FACILITY NAME} as the name of the place where {you live/SP lives}. Is this correct?

IF PLACE NAME IS NOT DISPLAYED, ENTER 2.

**CODES**

1	YES	HT10
2	NO	
7	PLACE DOES NOT HAVE A NAME	HT10

**PROGRAMMER INSTRUCTIONS:**

If HT9A=1, display preloaded IMS facility name for facility name displays.

Otherwise, use null display for facility name displays.

IMS will pull Facility Name from HT9a from NHATS Interview Task once task status = 20 (COMPLETE)

---

**HT9B**

**HT9B**

NOT ON FILE

**QUESTION TEXT:**

Please tell me the name of the place where {you live/SP lives}.

CONFIRM SPELLING

ENTER TEXT

Length 75

PROGRAMMER INSTRUCTIONS:

Text length 75 char  
Display FACILITY NAME from HT9b for facility name displays.

IMS will pull FACILITY NAME from HT9b from NHATS Interview Task once task status =20 (COMPLETE).

---

**HT10**                      **ht5spacename**                      R5 HT10 NAME OF LIVING SPACE

DISPLAY INSTRUCTIONS:

Display preloaded facility name or name entered from HT9b "at {FACILITY NAME/text from HT9b}". If no name collected, use null display.

QUESTION TEXT:

What {do you/does SP} call {your/his/her} private living space here {at {FACILITY NAME/text from HT9b}}?  
{Do you/Does SP} call this {your/his/her} apartment, room, unit, suite, or something else?

CODES

1	APARTMENT	Box HT11
2	ROOM	Box HT11
3	UNIT	Box HT11
4	SUITE	Box HT11
91	SOMETHING ELSE (SPECIFY	

---

**HT10A**                      **HT10A**                      NOT ON FILE

QUESTION TEXT:

SPECIFY NAME FOR PRIVATE LIVING SPACE

ENTER TEXT

Length 25

PROGRAMMER INSTRUCTIONS:

Text length 25 char

---

**BOX HT11**                      **BOX HT11**                      NOT ON FILE

IF HT10 = 1 (APARTMENT), SET HOTYPE FLAG = 2, AND USE DISPLAY TEXT OF "Apartment".  
ELSE IF HT10= 2 (ROOM), SET HOTYPE FLAG = 3, AND USE DISPLAY TEXT OF "Room".  
ELSE IF HT10= 3 (UNIT), SET HOTYPE FLAG = 4, AND USE DISPLAY TEXT OF "Unit".  
ELSE IF HT10=4 (SUITE), SET HOTYPE flag =5, and use display text of "suite".  
ELSE IF HT10 = 91 (OTHER), SET HOTYPE flag = 6, AND USE DISPLAY TEXT ENTERED AT HT10A (OTHER).  
ELSE SET HOTYPE FLAG = 1, AND USE DISPLAY TEXT OF "Home".  
Go to Section SE – Service Environment

---

**Flag Variables set in HT Section**



<b>f15facility</b>	R5 F RE ROUTING FLAG FROM RE4f HT3 5 6 7
<b>f15hotype</b>	R5 F RE HT TYPE OF HOME
<b>f15retirecom</b>	R5 F RE HT SP LIVES IN RETIREMT COM

## NHATS Round 5

Section SE [SERVICE ENVIRONMENT]

Sequence: 5

**BOX SE1PRE**

**BOX SE1PRE**

NOT ON FILE

If FACILITY flag = 1 (YES), go to Section SE1PRE.  
Else if RETIREMENT COMMUNITY flag = 1 (YES), go to SE1PRE.  
Otherwise, go to Section HH - Household

**SE1PRE**

**SE1PRE**

NOT ON FILE

### DISPLAY INSTRUCTIONS:

Display "offers" in underlined text.  
If FQ task is completed, display [FACILITY NAME} from FQ.  
Else if HT9a=1 (YES), display {FACILITY NAME} from IMS  
Else if HT9b<>EMPTY, display {FACILITY NAME} from HT9b.  
Otherwise, display “the place where {you live/SP lives}”.

### QUESTION TEXT:

Sometimes people live in places that offer care and other services and conveniences that help with daily activities.

I'm going to read you a list of services that may be available to people at {FACILITY NAME/the place where {you live/SP lives}}. Whether or not {you use/{he/she} uses} it, please tell me if {FACILITY NAME/the place where {you live/SP lives}} offers the following services.

If you are not sure, just say you don't know.

PRESS 1 AND ENTER TO CONTINUE.

**BOX SE1**

**BOX SE1**

NOT ON FILE

If HT7 = 1 (YES, MEALS OFFERED), code SE1A = 1 (YES) and go to SE1b.  
Otherwise, go to SE1A.

**SE1**

**se5servcoff1**

R5 SE1 FAC SERVICES MEALS

**se5servcoff2**

R5 SE1 FAC SERVICES HELP W RX

**se5servcoff3**

R5 SE1 FAC SERV HELP BATH DRESS

**se5servcoff4**

R5 SE1 FAC SERVICES LAUNDRY

**se5servcoff5**

R5 SE1 FAC SERVICES HOUSEKEEP

**se5servcoff6**

R5 SE1 FAC SERV VAN TO DOCTOR

**se5servcoff7**

R5 SE1 FAC SRV VAN TO STORE EVNT

**se5servcoff10**

R5 SE1 FAC SERV FITNESS CTR

**se5servcoff11**

R5 SE1 FAC SERV WALKING AREA

**se5servcoff8**

R5 SE1 FAC SERV RECREATIONAL FAC

**se5servcoff9**

R5 SE1 FAC SERV SOCIAL EVENTS

**se5servcoff12**

R5 SE1 FAC SERV ONSITE HEALTH

**se5servcoff13**

R5 SE1 FAC SERV MED EMERGENCY SYSTEM

### DISPLAY INSTRUCTIONS:

If FQ task is completed, display [FACILITY NAME] from FQ.  
 Else if Ht9a=1 (YES), display {FACILITY NAME} from IMS.  
 Else if HT9b<>EMPTY, display {FACILITY NAME} from HT9b.  
 Otherwise, display "the place where {you live/SP lives}".

Use "Same Question Stem" display.

If at SE1a, do not display question text in brackets.  
 If at SE1b and SE1a was not displayed, do not display question text in brackets.  
 Otherwise, display question text in brackets.

**QUESTION TEXT:**

{Whether or not {you use/SP uses} it, does {FACILITY NAME/the place where {you live/SP lives}} offer residents {}}

{variable text [a-m]}

RESPONSE [1] a. meals in a common dining area or in their room?  
 RESPONSE [2] b. help with medications?  
 RESPONSE [3] c. help with bathing or dressing?  
 RESPONSE [4] d. laundry service for linens or clothing?  
 RESPONSE [5] e. housekeeping?  
 RESPONSE [6] f. a van or shuttle to doctors or other medical care providers?  
 RESPONSE [7] g. a van or shuttle to stores or events like concerts?  
 RESPONSE [10] h. an indoor fitness center?  
 RESPONSE [11] i. areas to walk for pleasure or exercise like an outdoor walking path?  
 RESPONSE [8] j. other recreational facilities, like swimming pools, game rooms, or tennis courts, for residents?  
 RESPONSE [9] k. organized social events and activities?  
 RESPONSE [12] l. onsite health and wellness programs?  
 RESPONSE [13] m. a medical emergency system to call someone for help?

**CODES**

- 1 YES
- 2 NO
- REFUSED
- DON'T KNOW

**PROGRAMMER INSTRUCTIONS:**

Array the responses and Variable text columns in the panel  
 Display "variable text" in the a-m sequence until all rows have been displayed.

BOX SE2	BOX SE2	NOT ON FILE
If any item at SE1a-m = 1 (YES), go to SE2 Otherwise, go to Section HH - Household		
<b>SE2</b>	<b>se5servused1</b>	R5 SE2 SERVS USED MEALS
	<b>se5servused2</b>	R5 SE2 SERVS USED HELP W RX
	<b>se5servused3</b>	R5 SE2 SERVS USED HLP BATH DRESS
	<b>se5servused4</b>	R5 SE2 SERVS USED LAUNDRY
	<b>se5servused5</b>	R5 SE2 SERVS USED HOUSEKEEPING
	<b>se5servused6</b>	R5 SE2 SERVS USED VAN TO DOCTOR
	<b>se5servused7</b>	R5 SE2 SERVS USED VAN TO STORE

se5servused10	R5 SE2 SERVS USED FITNESS CTR
se5servused11	R5 SE2 SERVS USED WALKING AREA
se5servused8	R5 SE2 SERVS USED RECREATION FAC
se5servused9	R5 SE2 SERVS USED SOCIAL EVENTS
se5servused12	R5 SE2 SERVS USED ONSITE HEALTH
se5servused13	R5 SE2 SERVS USED MED EMERGENCY SYSTEM

#### DISPLAY INSTRUCTIONS:

If FQ task is completed, display [FACILITY NAME} from FQ.  
 Else if Ht9a=1 (YES), display {FACILITY NAME} from IMS.  
 Else if HT9b<>EMPTY, display {FACILITY NAME} from HT9b.  
 Otherwise, display "the place where {you live/SP lives}".

If SE1a = 1 (YES), display SE2a.  
 If SE1b = 1 (YES), display SE2b.  
 If SE1c = 1 (YES), display SE2c.  
 If SE1d = 1 (YES), display SE2d.  
 If SE1e = 1 (YES), display SE2e.  
 If SE1f = 1 (YES), display SE2f.  
 If SE1g = 1 (YES), display SE2g.  
 If SE1h = 1 (YES), display SE2h.  
 If SE1i = 1 (YES), display SE2i.  
 If SE1j = 1 (YES), display SE2j.  
 If SE1k = 1 (YES), display SE2k.  
 If SE1l = 1 (YES), display SE2l.  
 If SE1m = 1 (YES), display SE2m.

Use "Same Question Stem" display

If at first item, do not display question text in brackets.  
 Otherwise, display question text in brackets.

Display "used" and "in the last month" in bold underlined text.

#### QUESTION TEXT:

[{]Now, for each of the services offered by {FACILITY NAME/the place where {you live/SP lives}}, please tell me whether {you have/SP has} used it in the last month.[}]

{variable text [a-M]}

- RESPONSE [1] a. meals (in a common dining areas or in {your/SP's} own room)?
- RESPONSE [2] b. help with medications?
- RESPONSE [3] c. help with bathing or dressing?
- RESPONSE [4] d. laundry services for linens or clothing?
- RESPONSE [5] e. housekeeping?
- RESPONSE [6] f. a van or shuttle to doctors or other medical providers?
- RESPONSE [7] g. a van or shuttle to stores or events like concerts?
- RESPONSE [8] h. an indoor fitness center?
- RESPONSE [9] i. areas to walk for pleasure or exercise like an outdoor walking path?
- RESPONSE [10] j. other recreational facilities, like swimming pools, game rooms, or tennis courts, for residents?
- RESPONSE [11] k. organized social events and activities?
- RESPONSE [12] l. onsite health and wellness programs?
- RESPONSE [13] m. a medical emergency system to call someone for help?

**CODES**

- 1 YES
- 2 NO
- REFUSED
- DON'T KNOW

**PROGRAMMER INSTRUCTIONS:**

Array the responses and Variable text columns in the panel.  
Display "variable text" in the a-m sequence until all rows have been displayed.

---

<b>BOX SE3</b>	<b>BOX SE3</b>	<b>NOT ON FILE</b>
If any item at SE1a-m=1 (YES), go to SE3. Otherwise, go to Section HH – Household.		
<b>SE3</b>	<b>se5payservi1</b>	R5 SE3 PAYMENT FOR SERV MEALS
	<b>se5payservi2</b>	R5 SE3 PAYMENT FOR SERV HLP W RX
	<b>se5payservi3</b>	R5 SE3 PAY FR SERV HLP BATH DRSS
	<b>se5payservi4</b>	R5 SE3 PAYMENT FOR SERV LAUNDRY
	<b>se5payservi5</b>	R5 SE3 PAYMENT FOR SERV HOUSEKEEP
	<b>se5payservi6</b>	R5 SE3 PAYMNT FR SERV VAN TO DOC
	<b>se5payservi7</b>	R5 SE3 PAY FOR SERV VAN TO STORE
	<b>se5payservi10</b>	R5 SE3 PAY FOR SERV FITNESS CTR
	<b>se5payservi11</b>	R5 SE3 PAY FOR SERV WALKING AREA
	<b>se5payservi8</b>	R5 SE3 PAY FOR SERV RECREATION
	<b>se5payservi9</b>	R5 SE3 PAY FOR SERV SOCIAL EVENTS
	<b>se5payservi12</b>	R5 SE3 PAY FOR SERV ONSITE HEALTH
	<b>se5payservi13</b>	R5 SE3 PAY FOR SERV MED EMERGENCY SYTEM

---

**DISPLAY INSTRUCTIONS:**

- If SE1a = 1 (YES), display SE3a.
- If SE1b = 1 (YES), display SE3b.
- If SE1c = 1 (YES), display SE3c.
- If SE1d = 1 (YES), display SE3d. If
- If SE1e = 1 (YES), display SE3e.
- If SE1f = 1 (YES), display SE3f.
- If SE1g = 1 (YES), display SE3g.
- If SE1h = 1 (YES), display SE3h.
- If SE1i = 1 (YES), display SE3i.
- If SE1j = 1 (YES), display SE3j.
- If SE1k = 1 (YES), display SE3k.
- If SE1l = 1 (YES), display SE3l.
- If SE1m = 1 (YES), display SE3m.

Use "Same Question Stem" display.

If at first item, do not display question text in brackets.  
Otherwise display question text in brackets.

**QUESTION TEXT:**

{{}}Last, for each service offered by {FACILITY NAME/the place where {you live/SP lives}}, please tell me if it is included in what {you pay/SP pays} to live here, or if there is an extra charge.{{}}

{variable text [a -m]}

RESPONSE [1] a. meals (in a common dining area or in {your/SP's} own room)?

RESPONSE [2] b. help with medications?

RESPONSE [3] c. help with bathing and dressing?

RESPONSE [4] d. laundry services for linens or clothing?

RESPONSE [5] e. housekeeping?

RESPONSE [6] f. a van or shuttle to doctors or other medical care?

RESPONSE [7] g. a van or shuttle to stores or events like concerts?

RESPONSE [8] h. an indoor fitness center?

RESPONSE [9] i. areas to walk for pleasure or exercise like an outdoor walking path?

RESPONSE [10] j. other recreational facilities, like swimming pools, game rooms, or tennis courts, for residents?

RESPONSE [11] k. organized social events and activities?

RESPONSE [12] l. onsite health and wellness programs?

RESPONSE [13] m. a medical emergency system to call someone for help?

**CODES**

- |   |              |
|---|--------------|
| 1 | INCLUDED     |
| 2 | EXTRA CHARGE |
|   | REFUSED      |
|   | DON'T KNOW   |

**PROGRAMMER INSTRUCTIONS:**

Array the responses and Variable text columns in the panel.

Display "variable text" in the a-m sequence until all rows have been displayed.

Go to Section HH – Household.

---

---

## NHATS Round 5

Section      HH      [HOUSEHOLD]

Sequence: 6

---

**HH1PRE**

**HH1PRE**

NOT ON FILE

**QUESTION TEXT:**

Now let's talk about {your/SP's} family.

PRESS 1 AND ENTER TO CONTINUE

---

**BOX HH1A**

**BOX HH1A**

NOT ON FILE

If NEWSAMPLE flag = 1 (YES), go to HH1.

If LAST INT SP MARITAL STATUS = null, go to HH1.

Otherwise, go to HH1A.

---

**HH1A**

**hh5marchange**

R5 HH1A MARITAL STATUS CHANGE

**DISPLAY INSTRUCTIONS:**

If LAST INT SP MARITAL STATUS = 1 (MARRIED), display "married".

If LAST INT SP MARITAL STATUS = 2 (LIVING WITH A PARTNER), display "living with a partner".

If LAST INT SP MARITAL STATUS = 3 (SEPARATED), display "separated".

If LAST INT SP MARITAL STATUS = 4 (DIVORCED), display "divorced".

If LAST INT SP MARITAL STATUS = 5 (WIDOWED), display "widowed".

If LAST INT SP MARITAL STATUS = 6 (NEVER MARRIED), display "never married".

**QUESTION TEXT:**

At the time of the last interview in {LAST INT MONTH AND YEAR}, {you were/SP was} {married/living with a partner/separated/divorced/widowed/never married}. Has that changed?

That is, did {you/SP} get married, separated, divorced, remarried, widowed, or start living with a (different) partner?

**CODES**

1	YES	HH1
2	NO	
	REFUSED	
	DON'T KNOW	

**PROGRAMMER INSTRUCTIONS:**

If HH1A <> 1 (YES), for ROSTER MEMBER that had LAST INT relationship code = 2 (SPOUSE/PARTNER), set SPOUSE/PARTNER flag = 1 (YES).

---

**BOX HH1**

**BOX HH1**

NOT ON FILE

If LAST INT SP MARITAL STATUS = 1 (MARRIED) OR 2 (LIVING WITH PARTNER), set CURRENT INT SP MARITAL STATUS = LAST INT SP MARITAL STATUS and go to BOX HH4A1.

Otherwise, set CURRENT INT SP MARITAL STATUS = LAST INT SP MARITAL STATUS and go to BOX HH13.

---

**HH1**

**hh5martlstat**

R5 HH1 MARITAL STATUS IF CHANGED

**hh5dmarstat**

R5 D MARITAL STATUS AT R5

**DISPLAY INSTRUCTIONS:**

Display "currently" in underlined text.

**QUESTION TEXT:**

{Are you/Is SP} currently married, living with a partner, separated, divorced, widowed, or never married?

**CODES**

1	MARRIED	
2	LIVING WITH A PARTNER	
3	SEPARATED	BOX HH13
4	DIVORCED	
5	WIDOWED	
6	NEVER MARRIED	BOX HH13
	REFUSED	BOX HH13
	DON'T KNOW	BOX HH13

**PROGRAMMER INSTRUCTIONS:**

Set Marital Status = HH1 for SP on PERSON ROSTER.

If NEWSAMPLE flag <> 1 (YES) and HH1 = 5 (WIDOWED), for ROSTER MEMBER that had LAST INT relationship code = 2 (SPOUSE/PARTNER), set DECEASED flag = 1 (YES), CURRENT INT RELATIONSHIP CODE = 33 (EX-SPOUSE/PARTNER), INHH flag = null, and CURRENT INT ADDRESS1, ADDRESS2, CITY, STATE and ZIP = null.

If NEWSAMPLE flag <> 1 (YES) and HH1 = 4 (DIVORCED), for ROSTER MEMBER that had LAST INT relationship code = 2 (SPOUSE/PARTNER), set CURRENT INT RELATIONSHIP CODE = 33 (EX-SPOUSE/PARTNER).

---

**BOX HH2A**

**BOXHH2A**

NOT ON FILE

If NEWSAMPLE flag = 1 (YES) and SP MARITAL STATUS = 1 (MARRIED) or 2 (LIVING WITH A PARTNER), go to HH3.

Else if SP MARITAL STATUS = 1 (MARRIED) or 2 (LIVING WITH A PARTNER), go to HH4A2.  
Otherwise, go to HH2A.

---

**HH2A**

**hh5mthendmar (Sensitive)**

R5 HH2A MTH MARR END OR SPS PASS

**DISPLAY INSTRUCTIONS:**

If SP MARITAL STATUS=4 (DIVORCED), display “{your/SP’s} (most recent) marriage end”.

If SP MARITAL STATUS =5 (WIDOWED), display, “{your/SP’s} spouse or partner pass away”.

Display “MONTH” in underlined text.

**QUESTION TEXT:**

In what month and year did {{your/SP’s} (most recent) marriage end/{your/SP’s} spouse or partner pass away}?

ENTER MONTH

**ENTER NUMBER**

RANGE	1 to 12
REFUSED	
DON'T KNOW	

---

**BOX HH2B**

**BOXHH2B**

NOT ON FILE



If NEWSAMPLE flag = 1 (YES), go to HH2B.  
Otherwise, go to HH2C.

---

**HH2B****hh5dyrendmarr**

R5 D YR MARR END FROM HH2B AND HH2C

**DISPLAY INSTRUCTIONS:**

If SP MARITAL STAUTS=4 (DIVORCED), display “{your/SP’s} (most recent) marriage end”.

If P MARITAL STAUTS=5 (WIDOWED), display, “{your/SP’s} spouse pass away”.

**QUESTION TEXT:**

[In what month and year did {your/SP’s} (most recent) marriage end/{your/SP’s} spouse pass away?]

ENTER 4-DIGIT YEAR

**ENTER NUMBER**

REFUSED  
DON’T KNOW

**PROGRAMMER****INSTRUCTIONS:**

If date created from (month from HH2a) and (year from HH2b) > CURRENT MONTH and YEAR, display error message "INVALID RESPONSE. MONTH AND YEAR MARRIAGE ENDED/SPOUSE PASSED AWAY CANNOT BE GREATER THAN CURRENT MONTH AND YEAR."

All responses skip to Box HH13

---

**HH2C****hh5dyrendmarr**

R5 D YR MARR END FROM HH2B AND HH2C

**DISPLAY INSTRUCTIONS:**

If SP MARITAL STATUS=4 (DIVORCED), display “{your/SP’s} (most recent) marriage ended”.

If SP MARITAL STATUS =5 (WIDOWED), display, “{your/SP’s} spouse passed away”.

**QUESTION TEXT:**

In what month and year did {your/SP’s} (most recent) marriage end/{your/SP’s} spouse or partner pass away?]

ENTER 4-DIGIT YEAR

**ENTER NUMBER**

REFUSED  
DON’T KNOW

**PROGRAMMER INSTRUCTIONS:**

Soft Range: CURRENT YEAR-1 to CURRENT YEAR

Hard Range: R1 INT YEAR to CURRENT YEAR

Combined month and year cannot be before date of last interview. If date is before date of last interview, display error message #5.

All responses skip to BOX HH13.

---

**HH3****hh5yrsmarliv**

R5 HH3 YEARS MARR OR LIV TOGTEHR

**DISPLAY INSTRUCTIONS:**

If PROXY flag=1 (YES) and PROXY RELATIONSHIP=2 (SPOUSE/PARTNER) and SP MARITAL STATUS=1 (MARRIED), display "have you, "and {SP}", and "been married".  
 Else if PROXY flag=1 (YES) and PROXY RELATIONSHIP=2 (SPOUSE/PARTNER) and SP MARITAL STATUS=2 (LIVING WITH A PARTNER), display "have you", "and {SP}" and "lived together".  
 Else if PROXY flag=1 (YES) and SP MARITAL STATUS=1 (MARRIED), display "has {SP}" and "been married".  
 Else if PROXY flag=1 (YES) and SP MARITAL STATUS=2 (LIVING WITH A PARTNER), display "have {SP}", "and {his/her} partner", and "lived together".  
 Else if SP MARITAL STATUS=1 (MARRIED), display "have you" and "been married".  
 Else if SP MARITAL STATUS=2 (LIVING WITH A PARTNER), display "have you", "and your partner" and "lived together".

**QUESTION TEXT:**

How many years {have you/has {SP}/have {SP}} {and {{SP}}/{his/her} partner/your partner} {been married/lived together}?

ENTER NUMBER OF YEARS  
 IF LESS THAN 1 YEAR, ENTER 0

**ENTER NUMBER**

Range 0 to 80  
 Soft Range 0 to 60  
 REFUSED  
 DON'T KNOW

**PROGRAMMER INSTRUCTIONS:**

Hard range 0-80  
 Soft range 0-60

---

**BOX HH4A1**

**BOX HH4A1**

NOT ON FILE

If PROXY flag=1 (YES) and PROXY RELATIONSHIP=2 (SPOUSE/PARTNER), set SPOUSE/PARTNER flag=1 FOR PERSON, and go to BOX HH6a.  
 Else if HH1A = 2 (MARITAL STATUS NOT CHANGED), go to HH4A1.  
 Else if HH1A = RF or DK (MARITAL STATUS REFUSED OR DON'T KNOW), go to BOX HH13.  
 Otherwise, go to HH4a.

---

**HH4A1**

**hh5newspprt**

R5 HH4A1 SPOUSE PRTNR SAME OR DIFF

**op5spouprtnr**

R5 SPOUSE PARTNER

**op5nwspouprt**

R5 NEW SPOUSE PARTNER THIS ROUND

**DISPLAY INSTRUCTIONS:**

If SP MARITAL STATUS = 1 (MARRIED), display "spouse".  
 If SP MARITAL STATUS = 2 (LIVING WITH A PARTNER), display "partner".

**QUESTION TEXT:**

Now I'd like to confirm {your/SP's} {spouse/partner}'s name. I have it as {SPOUSE/PARTNER FIRST NAME MIDDLE NAME LAST NAME}. Is that correct?

CONFIRM SPELLING

**CODES**

1 YES HH10  
 2 NO, DIFFERENT PERSON

**PROGRAMMER INSTRUCTIONS:**

If HH4A1 = 2 (DIFFERENT PERSON) and LAST INT SP MARITAL STATUS = 1 (MARRIED) or 3 (SEPARATED), set ROSTER MEMBER with LAST INT relationship code = 2 (SPOUSE/PARTNER) to CURRENT INT relationship code = 33 (EX-WIFE/HUSBAND).

Else if HH4A1 = 2 (DIFFERENT PERSON) and LAST INT SP MARITAL STATUS = 2 (LIVING WITH PARTNER), set ROSTER MEMBER with LAST INT relationship code = 2 (SPOUSE/PARTNER) to CURRENT INT relationship code = 92 (OTHER NONRELATIVE).

**HH4A2****HH4A2**

NOT ON FILE

**DISPLAY INSTRUCTIONS:**

If SP MARITAL STATUS = 1 (MARRIED), display "spouse".

If SP MARITAL STATUS = 2 (LIVING WITH A PARTNER), display "partner".

Display PERSON ROSTER with FIRST NAME, LAST NAME, and RELATIONSHIP TO SP.

Display "NOT ON LIST" as first roster option.

**QUESTION TEXT:**

What is {your/SP's}{spouse/partner}'s name?

CHOOSE PERSON FROM LIST

**PROGRAMMER INSTRUCTIONS:**

If proxy relationship <> 2 (spouse/partner) and if selected ROSTER MEMBER has PROXY RESP CURRENT INT FLAG = 1, display error message, "You have chosen the proxy. The proxy relationship is not spouse. Please change the proxy relationship or correct the spouse selection."

If existing ROSTER MEMBER selected, set SPOUSE/PARTNER flag = 1 (YES) and RELATIONSHIP = 2 (SPOUSE/PARTNER) for ROSTER MEMBER, go to BOX HH5.

Otherwise, go to HH4A.

If existing roster member selected, and HH1A = 1 (YES) and preload relationship = 2 (SPOUSE/PARTNER), display soft error message "You have SELECTED the existing spouse/partner. Confirm selection or correct marital status change if needed".

If LAST INT SP MARITAL STATUS = 1 (MARRIED) or 2 (LIVING WITH PARTNER), CURR INT SP MARITAL STATUS = 1 (MARRIED) or 2 (LIVING WITH PARTNER) and existing roster member selected (at HH4A2) <> preload spouse, set ROSTER MEMBER with LAST INT relationship code = 2 (SPOUSE/PARTNER) to CURRENT INT relationship code = 33 (EX-SPOUSE/PARTNER).

**HH4A****HH4A**

NOT ON FILE

**DISPLAY INSTRUCTIONS:**

If SP MARITAL STATUS = 1 (MARRIED), display "spouse".

If SP MARITAL STATUS = 2 (LIVING WITH A PARTNER), display "partner".

If HH4A1 = 3 (SPOUSE NAME CORRECTION), display preloaded SPOUSE/PARTNER name in the response fields, "the correct spelling of", and display SPOUSE/PARTNER name in response field and allow edits.

Display "FIRST" in bold underlined text.

**QUESTION TEXT:**

[What is {the correct spelling of} {your/SP's}{spouse/partner}'s name?]

ENTER FIRST NAME. CONFIRM SPELLING

**ENTER TEXT**

Length 45

**PROGRAMMER INSTRUCTIONS:**

HH4A, HH4B, and HH4C are displayed on the same screen.

If HH4a=2 (DIFFERENT PERSON), write ROSTER PERSON to next open position on PERSON ROSTER.

---

**HH4B**

**HH4B**

NOT ON FILE

**DISPLAY INSTRUCTIONS:**

If SP MARITAL STATUS = 1 (MARRIED), display "spouse".

If SP MARITAL STATUS = 2 (LIVING WITH A PARTNER), display "partner".

If HH4A1 = 3 (SPOUSE NAME CORRECTION), display preloaded SPOUSE/PARTNER name in the response fields, "the correct spelling of", and display SPOUSE/PARTNER name in response field and allow edits.

Display "MIDDLE" in bold underlined text.

**QUESTION TEXT:**

[What is {the correct spelling of} {your/SP's}{spouse/partner}'s name?]

ENTER MIDDLE NAME. CONFIRM SPELLING

PRESS ENTER IF NO MIDDLE NAME OR INITIAL

**ENTER TEXT**

Length 25

**PROGRAMMER INSTRUCTIONS:**

HH4A, HH4B, and HH4C are displayed on the same screen.

Allow empty.

---

**HH4C**

**HH4C**

NOT ON FILE

**DISPLAY INSTRUCTIONS:**

If SP MARITAL STATUS = 1 (MARRIED), display "spouse".

If SP MARITAL STATUS = 2 (LIVING WITH A PARTNER), display "partner".

If HH4A1 = 3 (SPOUSE NAME CORRECTION), display preloaded SPOUSE/PARTNER name in the response fields, "the correct spelling of", and display SPOUSE/PARTNER name in response field and allow edits.

Display "LAST" in bold underlined text.

**QUESTION TEXT:**

[What is {the correct spelling of} {your/SP's}{spouse/partner}'s name?]

ENTER LAST NAME. CONFIRM SPELLING

**ENTER TEXT**

Length 25

**PROGRAMMER INSTRUCTIONS:**

HH4A, HH4B, and HH4C are displayed on the same screen.

Write (new or updated) SPOUSE/PARTNER name from HH4 to PERSON ROSTER. Set SPOUSE/PARTNER flag = 1 (YES) for person entered at HH4. Set RELATIONSHIP = 2 (SPOUSE/PARTNER).

---

**BOX HH5****BOX HH5**

NOT ON FILE

If SPOUSE/PARTNER gender = null, go to HH5.  
Otherwise, go to HH6A.

**HH5****hh5spgender**

R5 HH5 NEW R4 SPOU PART GENDER

**op5dgender**

R5 D GENDER UPDATE AND NEW

**DISPLAY INSTRUCTIONS:**

If SP MARITAL STATUS=1 (MARRIED), display "spouse".  
If SP MARITAL STATUS =2 (LIVING WITH A PARTNER), display "partner".

**QUESTION TEXT:**

ASK IF NECESSARY: Is {your/SP's} {spouse/partner} male or female?

**CODES**

1 MALE  
2 FEMALE

**PROGRAMMER INSTRUCTIONS:**

Write SPOUSE/PARTNER gender from HH5 to PERSON ROSTER.

---

**BOX HH6A****BOX HH6A**

NOT ON FILE

If SPOUSE/PARTNER DOB or Age = null, go to HH6A.  
Otherwise, go to HH9.

**HH6A****hh5modob (Sensitive)**

R5 HH6A NEW R4 SPOU PART MO DOB

**op5birthmth (Sensitive)**

R5 OTHER PERSON MONTH OF BIRTH

**DISPLAY INSTRUCTIONS:**

If PROXY flag=1 (YES) and PROXY RELATIONSHIP=2 (SPOUSE/PARTNER), display "your".  
Otherwise, display "{SPOUSE/PARTNER FIRST NAME LAST NAME}'s".  
Display HH6A, HH6B, and HH6C on the same screen.

Display "month" as underlined text.

**QUESTION TEXT:**

What is {your/{SPOUSE/PARTNER FIRST NAME LAST NAME}'s} date of birth?

ENTER MONTH

**ENTER NUMBER**

Range 1 to 12  
REFUSED  
DON'T KNOW

**PROGRAMMER INSTRUCTIONS:**

Hard range 1-12

**HH6B****HH6B**

NOT ON FILE

**DISPLAY INSTRUCTIONS:**

If PROXY flag=1 (YES) and PROXY RELATIONSHIP=2 (SPOUSE/PARTNER), display “your”. Otherwise, display “{SPOUSE/PARTNER FIRST NAME LAST NAME}'s”.

Display HH6A, HH6B, and HH6C, on the same screen.

Display “day” as underlined text.

**QUESTION TEXT:**

[What is {your/{SPOUSE/PARTNER FIRST NAME LAST NAME}'s} date of birth?]

ENTER DAY

**ENTER NUMBER**

Range 1 to 31  
 REFUSED  
 DON'T KNOW

**PROGRAMMER INSTRUCTIONS:**

Hard range 1-31

**HH6C****hh5yrdob (Sensitive)**

R5 HH6C NEW R5 SPOU PART YR DOB

**op5birthyear (Sensitive)**

R5 OTHER PERSON YEAR OF BIRTH

**DISPLAY INSTRUCTIONS:**

If PROXY flag=1 (YES) and PROXY RELATIONSHIP=2 (SPOUSE/PARTNER), display “your”. Otherwise, display “{SPOUSE/PARTNER FIRST NAME LAST NAME}'s”.

Display HH6A, 6B, and 6C, on the same screen.

Display “year” as underlined text.

**QUESTION TEXT:**

[What is {your/{SPOUSE/PARTNER FIRST NAME LAST NAME}'s} date of birth?]

ENTER YEAR

**ENTER NUMBER**

REFUSED  
 DON'T KNOW

**PROGRAMMER INSTRUCTIONS:**

Hard range: CURRENT YEAR – 110.

If HH6A ≥ 1 and HH6B ≥ 1 and HH6C ≥ 1, compute PERSON AGE as (CURRENT DATE - HH6A-C DOB) and prefill HH7. Otherwise, go to HH8.

**HH7****hh5dspageall**

R5 D SPOU PAR AGE UPDATE AND NEW

**hh5spageall**

R5 SPOU PAR AGE UPDATE AND NEW

**op5age (Sensitive)**

R5 OTH PERSON AGE UPDATE AND NEW

**op5dage**

R5 D OP CAT AGE UPDATE AND NEW

**DISPLAY INSTRUCTIONS:**

If PROXY flag=1 (YES) and PROXY RELATIONSHIP=2 (SPOUSE/PARTNER), display “you”.  
 Otherwise, display “{FIRSTNAME LASTNAME}”.

**QUESTION TEXT:**

That makes {you/{FIRSTNAME LASTNAME}}{CALCULATED AGE} today. Is that correct?

**CODES**

1	YES	HH9
2	NO	HH6A
	REFUSED	HH9
	DON'T KNOW	HH9

**PROGRAMMER INSTRUCTIONS:**

If HH7 = 1 (YES), DK, or RF, write PERSON AGE to PERSON ROSTER.  
 If HH7 = 2 (NO), display error message “PLEASE CORRECT THE DATE OF BIRTH INFORMATION”.

<b>HH8</b>	<b>hh5dspageall</b>	R5 D SPOU PAR AGE UPDATE AND NEW
	<b>hh5spageall</b>	R5 SPOU PAR AGE UPDATE AND NEW
	<b>op5age (Sensitive)</b>	R5 OTH PERSON AGE UPDATE AND NEW
	<b>op5dage</b>	R5 D OP CAT AGE UPDATE AND NEW

**DISPLAY INSTRUCTIONS:**

If PROXY flag=1 (YES) and PROXY RELATIONSHIP=2 (SPOUSE/PARTNER), display “are you”.  
 Otherwise, display “is {FIRSTNAME LASTNAME}”.

**QUESTION TEXT:**

How old {are you/is {FIRSTNAME LASTNAME}}?  
 ENTER AGE

**ENTER NUMBER**

Range	18 to 110
Soft Range	55 to 99
REFUSED	
DON'T KNOW	

**PROGRAMMER INSTRUCTIONS:**

Hard range: 18-110.  
 Soft range: 55-99.  
 Write SPOUSE/PROXY age to PERSON ROSTER.  
 If HH8 = DK or RF, display “DK” or “RF” in matrix age field.

<b>BOX HH9</b>	<b>BOX HH9</b>	NOT ON FILE
<p>If ROSTER MEMBER Education Level = null, go to HH9.          Otherwise, go to HH10.</p>		
<b>HH9</b>	<b>hh5spouseduc</b>	R5 HH9 NEW R5 SPOU HIGH EDUC
	<b>op5eduspo</b>	R5 HH9 SPOU PART EDUC WHEN ADDED
	<b>op5leveledu</b>	R5 OP HIGHEST ED UPDATE AND NEW

**DISPLAY INSTRUCTIONS:**

If PROXY flag=1 (YES) and PROXY RELATIONSHIP=2 (SPOUSE/PARTNER), display “you”.  
 Otherwise, display “SPOUSE/PARTNER FIRST NAME LAST NAME”.

**QUESTION TEXT:**

SHOW CARD HH1  
What is the highest degree or level of school {you/{SPOUSE/PARTNER FIRST NAME LAST NAME}} completed?

**CODES**

- 1 NO SCHOOLING COMPLETED
- 2 1ST-8TH GRADE
- 3 9TH-12TH GRADE (NO DIPLOMA)
- 4 HIGH SCHOOL GRADUATE (HIGH SCHOOL DIPLOMA OR EQUIVALENT)
- 5 VOCATIONAL, TECHNICAL, BUSINESS, OR TRADE SCHOOL CERTIFICATE OR DIPLOMA (BEYOND HIGH SCHOOL LEVEL)
- 6 SOME COLLEGE BUT NO DEGREE
- 7 ASSOCIATE'S DEGREE
- 8 BACHELOR'S DEGREE
- 9 MASTER'S, PROFESSIONAL, OR DOCTORAL DEGREE
- REFUSED
- DON'T KNOW

**PROGRAMMER INSTRUCTIONS:**

Write education level to PERSON ROSTER.  
If HH9 = DK or RF, display "DK" or "RF" in matrix education field.

**HH10**

hh5spoupchlp

R5 HH10 SPOUS NEED PERS CARE HLP

**DISPLAY INSTRUCTIONS:**

If PROXY flag=1 (YES) and PROXY RELATIONSHIP=2 (SPOUSE/PARTNER), display "do you".  
Otherwise, display "does {SPOUSE/PARTNER FIRST NAME LAST NAME}".

**QUESTION TEXT:**

Because of a physical, mental, or emotional condition, {do you/does {SPOUSE/PARTNER FIRST NAME LAST NAME}} need the help of another person with personal care needs, such as eating, bathing, dressing, or getting around inside the home?

**CODES**

- 1 YES
- 2 NO
- REFUSED
- DON'T KNOW

**HH11**

hh5livwthspo

R5 HH11 LIVE WITH SPOUSE PARTNER

op5prsinhh

R5 OP IN HOUSEHOLD UPDATE AND NEW

**DISPLAY INSTRUCTIONS:**

If PROXY flag=1 (YES) and PROXY RELATIONSHIP=2 (SPOUSE/PARTNER), display "you live" and "{SP}". Else if PROXY flag=1 (YES), display "{SPOUSE/PARTNER FIRST NAME LAST NAME} lives" and "{SP}". Otherwise, display "{SPOUSE/PARTNER FIRST NAME LAST NAME} lives" and "you".

**QUESTION TEXT:**

Just to confirm, {you live/{SPOUSE/PARTNER FIRST NAME LAST NAME} lives} with {{SP}/you}, is that correct?

**CODES**

- 1 YES BOX HH13
- 2 NO



REFUSED  
DON'T KNOW

BOX HH13  
BOX HH13

**PROGRAMMER INSTRUCTIONS:**

If HH11=1 (YES), set INHH flag = 1 (YES) and ADDRESS1, ADDRESS2, CITY, STATE and ZIP = SP's CURRENT INT ADDRESS1, ADDRESS2, CITY, STATE and ZIP for SPOUSE/PARTNER.

---

**HH12**

hh5placekind

R5 HH12 KIND OF PLACE LIVE IN

**DISPLAY INSTRUCTIONS:**

If PROXY flag=1 (YES) and PROXY RELATIONSHIP=2 (SPOUSE/PARTNER), display "are you". Otherwise, display "{SPOUSE/PARTNER FIRSTNAME LASTNAME} is".

**QUESTION TEXT:**

SHOWCARD HH2

What kind of place {are you/is {SPOUSE/PARTNER FIRSTNAME LASTNAME}} living in now?

PRESS F1 FOR HELP SCREEN

**CODES**

1	PRIVATE RESIDENCE	BOX HH13
2	A GROUP HOME, BOARD AND CARE, OR SUPERVISED HOUSING	BOX HH13
3	ASSISTED LIVING FACILITY OR CONTINUING CARE RETIREMENT COMMUNITY (CCRC)	BOX HH13
5	NURSING HOME	BOX HH13
91	OTHER (SPECIFY)	
	REFUSED	BOX HH13
	DON'T KNOW	BOX HH13

---

**HH12A**

HH12A

NOT ON FILE

**QUESTION TEXT:**

SPECIFY OTHER TYPE OF PLACE

**ENTER TEXT**

Length

50

---

**BOX HH13**

BOX HH13

NOT ON FILE

If FACILITY flag = 1 (YES), go to Section CS – Children and Siblings.

Else if NEWSAMPLE flag=1(YES), go to HH13B.

Otherwise, go to BOX HH13D.

---

**HH13B**

hh5othlvhere

R5 HH13B ANYONE ELSE LIVE HERE

**DISPLAY INSTRUCTIONS:**

If PROXY flag = 2 (NO) or [PROXY flag = 1(YES) and PROXY RELATIONSHIP = 2 (SPOUSE/PARTNER) and INHOUSEHOLD flag for SPOUSE/PARTNER= 1 (YES)], display "you".

Else if PROXY flag=1 (YES) and INHH flag for PROXY=1 (YES) and PROXY RELATIONSHIP ≠ 2 (SPOUSE/PARTNER), display "you and SP".

Otherwise, display "{SP}".

IF INHH flag=1 (YES) for SPOUSE/PARTNER, display “and {SP FIRSTNAME LASTNAME/SPOUSE/PARTNER FIRSTNAME LASTNAME}”  
 If PROXY RELATIONSHIP = 2 (SPOUSE/PARTNER), display "SP FIRSTNAME LASTNAME".  
 Otherwise, display "SPOUSE/PARTNER FIRSTNAME LASTNAME".

**QUESTION TEXT:**

Does anyone else live (here) with {{you/SP/you and SP} and {SP FIRSTNAME LASTNAME/SPOUSE/PARTNER FIRSTNAME LASTNAME}}?

**CODES**

1	YES	HH14
2	NO	SECTION CS
	REFUSED	SECTION CS
	DON'T KNOW	SECTION CS

**BOX HH13D**

**BOX HH13D**

NOT ON FILE

If any ROSTER MEMBERS other than SP have LAST INT INHH flag = 1 (YES) and CURRENT INT DECEASED flag <> 1 (YES) or [CURRENT INT relationship code = 2 (SPOUSE/PARTNER) and CURRENT INT INHH flag = 1 (YES) and DECEASED flag <> 1 (YES) for ROSTER MEMBER], or [CURRENT INT PROXY RESPONDENT flag = 1 (YES) and CURRENT INT INHH flag = 1 (YES)], go to HH13D.  
 Otherwise, go to HH14.

**HH13D**

**op5prsinhh**

R5 OP IN HOUSEHOLD UPDATE AND NEW

**op5childinh**

R5 CHILD IN HOUSEHOLD UPDATE AND NEW

**DISPLAY INSTRUCTIONS:**

Display HHMEMBER ROSTER as a grid. Display SP, SPOUSE/PARTNER if INHH flag = 1 (YES), and DECEASED flag <> 1 (YES), and PROXY if INHH flag = 1 (YES) on the HHMEMBER GRID.

If ROSTER MEMBER age = response, display “{, approximately age {age}}”.

Display questions HH13D-HH13E on full matrix screen.

**QUESTION TEXT:**

Now I have a few questions about {your/SP's} household. At the time of the last interview, we recorded that the following people lived with {you/SP}. As I read each person's name, please tell me if he or she still lives in the household. Please include people temporarily absent.  
 Does {FIRSTNAME LASTNAME} ({relationship to SP}{, gender}{, approximately age {age}}) still live in the household?

**CODES**

1	YES
2	NO
	REFUSED
	DON'T KNOW

**PROGRAMMER INSTRUCTIONS:**

Display preloaded grid with SP, and any ROSTER MEMBERS with a LAST INT INHH or CURRENT INT INHH flag = 1 (YES) and DECEASED flag <> 1 (YES). SP, Spouse, and Proxy roster entries should include revised info from current round if updated.

Display grid with fields: Still in HH, Reason Left, First Name, and Last Name. First Name, Last Name, and Still in HH and Reason Left fields can be edited. SP, Spouse, and Proxy rows should also be write-protected.

When entering a new field, start cursor after last entry value or text.

If PROXY flag = 1 (YES) and IS11A = 2 (NO), go to HH13E for CURRENT INT PROXY.  
Otherwise, start cursor at the "Still in HH" column for the first ROSTER MEMBER listed who is not the SP, Spouse, ROSTER MEMBER with RELATIONSHIP CODE = 33 (EX-SPOUSE/PARTNER) and DECEASED flag = 1 (YES), or Proxy.

If HH13D = 2 (NO), RF or DK set ADDRESS1, ADDRESS2, CITY, STATE and ZIP = null for ROSTER MEMBER.  
If HH13D = 1 (YES), set ADDRESS1, ADDRESS2, CITY, STATE and ZIP = SP's CURRENT INT ADDRESS1, ADDRESS2, CITY, STATE and ZIP.

If at HH13D, do not display question text in brackets the first time the screen is displayed.  
Otherwise, display question text in brackets.

Allow up to 32 row entries.  
Allow movement between grid items using the arrow keys.  
Text field is 2 5 char for each name field.

If HH13D = 2 (NO), RF or DK, set INHH flag = 2 (NO), and go to HH13E.  
Else if HH13D = 1 (YES), set INHH flag = 1 (YES), and go to HH13F.

---

<b>HH13E</b>	<b>op5reasgone</b>	R5 HH13E REASON GONE FROM HH
--------------	--------------------	------------------------------

**DISPLAY INSTRUCTIONS:**

If PROXY flag = 1 (YES), display "are you".  
Otherwise, display "is {FIRSTNAME LASTNAME}".

**QUESTION TEXT:**

Why {are you/is {FIRSTNAME LASTNAME}} no longer living in the household?

**CODES**

- |   |                                      |
|---|--------------------------------------|
| 1 | SEPARATION OR DIVORCE                |
| 2 | DECEASED                             |
| 3 | MOVED ELSEWHERE                      |
| 5 | LAST INTERVIEW INFORMATION INCORRECT |
| 8 | OTHER REASON                         |
|   | REFUSED                              |
|   | DON'TKNOW                            |

**PROGRAMMER INSTRUCTIONS:**

Go to HH13D for next ROSTER MEMBER.  
If HH13E=2 (DECEASED), set DECEASED flag =1 (YES) for ROSTER MEMBER.  
If no other ROSTER MEMBERS, go to HH14.

---

<b>HH13F</b>	<b>HH13F</b>	NOT ON FILE
--------------	--------------	-------------

**DISPLAY INSTRUCTIONS:**

Display "FIRST" in bold underlined text.

**QUESTION TEXT:**

CONFIRM SPELLING OF FIRST NAME.

---

<b>HH13G</b>	<b>HH13G</b>	NOT ON FILE
--------------	--------------	-------------

**DISPLAY INSTRUCTIONS:**

Display "LAST" in bold underlined text.

**QUESTION TEXT:**

CONFIRM SPELLING OF LAST NAME.

**PROGRAMMER INSTRUCTIONS:**

If HH13D = 1 (YES) or 2 (NO), display ROSTER MEMBER in HHMEMBER matrix with grayed out fields upon advancing to next roster entry.

Go to HH13D for next ROSTER MEMBER.

If no other ROSTER MEMBERS, go to HH14.

---

**HH14**

**op5prsninhh**

R5 OP IN HOUSEHOLD UPDATE AND NEW

**DISPLAY INSTRUCTIONS:**

Display HHMEMBER ROSTER as a grid. Display any ROSTER MEMBERS with CURRENT INT INHH flag=1 (YES) on the HHMEMBER GRID.

If PROXY flag = 2 (NO) or [PROXY flag = 1 (YES) and PROXY RELATIONSHIP = 2 (SPOUSE/PARTNER) and INHH flag for SPOUSE/PARTNER= 1 (YES)], display "you".

Else if PROXY flag=1 (YES) and INHH flag for PROXY=1 (YES) and PROXY RELATIONSHIP <> 2 (SPOUSE/PARTNER), display "you and {SP}".

Otherwise, display "{SP}".

Only display ROSTER MEMBERS with CURRENT INT INHH flag <> 1 (not in HH) as entries that can be selected to add to the HH Roster. Display ROSTER MEMBERS with CURRENT INT INHH flag = 1 (YES) as follows: "[{ROSTER MEMBER FIRST AND LAST NAME}, HERE]" and grayed out. For any ROSTER MEMBERS added to HH Roster at this screen, display as "[{ROSTER MEMBER FIRST AND LAST NAME}, HERE]" and grayed out.

Display questions HH14-HH19 on full matrix screen.

If at HH14-HH14B, do not display question test in brackets during first entry to person roster. Otherwise, display question text in brackets.

If at first entry to person roster, display "first". Otherwise, display "next".

If any ROSTER MEMBERS with INHH flag = 1 (YES), display "Other than the people I just asked about," and "please". Otherwise display "Please".

If NEWSAMPLE flag = 1 (YES), display "Please tell me the names of all of the people who usually live (here)". Otherwise, display "{Other than the people I just asked about,} {please/Please} tell me the name of the {first/next} person who lives"

**QUESTION TEXT:**

{[Other than the people I just asked about,} {please/Please} tell me the name of the {first/next} person who lives/Please tell me the names of all of the people who usually live (here)} with {you/{SP}/you and {SP}}. Please include people temporarily absent.{}

PROBE: Is there anyone else living (here) with {you and {SP}/you/{SP}}?

SELECT TO ADD TO HOUSEHOLD ROSTER, ONE AT A TIME

IF PERSON NAMED IS NOT ON THE ROSTER, SELECT "NOT ON LIST" TO ADD A PERSON

PRESS ENTER IF MATRIX IS COMPLETE

---

**HH14A**

**HH14A**

NOT ON FILE

**DISPLAY INSTRUCTIONS:**

Display "first" in underlined text.

If at HH14A-B, do not display question text in brackets during first entry to person roster.

Otherwise, display question text in brackets.

**QUESTION TEXT:**

{[]What is (his/her) first name?[]}

CONFIRM SPELLING

**ENTER TEXT**

Length

45

**PROGRAMMER INSTRUCTIONS:**

Display grid with fields: First Name, Last Name, Gender, Relationship, and Age.

Display grid with SP preloaded, and any ROSTER MEMBERS with a CURRENT INT INHH flag= 1 (YES) preloaded with updated info from CURENT INT.

All rows for ROSTER MEMBERS confirmed at HH13 should be write-protected (grayed out).

For each HHMEMBER ROSTER addition, set INHH flag= 1 (YES).

Allow up to 25 row entries.

Allow movement between grid items using the arrow keys.

When exiting matrix, if any blank fields, return cursor to the blank field and display appropriate error message.

Text field is 25 char for each name field.

Go to HH20 when matrix is complete.

---

**HH14B**

**HH14B**

NOT ON FILE

**DISPLAY INSTRUCTIONS:**

Display "last" in underlined text.

If at HH14A-B, do not display question text in brackets during first entry to person roster.

Otherwise, display question text in brackets.

**QUESTION TEXT:**

{[]What is (his/her) last name?[]}

CONFIRM SPELLING

**ENTER TEXT**

Length

25

---

**HH15**

**op5relatnshp**

R5 RELASHIP TO SP UPDATE AND NEW

**op5childinhh**

R5 CHILD IN HOUSEHOLD UPDATE AND NEW

**DISPLAY INSTRUCTIONS:**

Display HOUSEHOLDRELATIONSHIP CODE LIST.

**QUESTION TEXT:**

{{What is (his/her) last name?}}

CONFIRM SPELLING

**CODES**

- 3 DAUGHTER
- 4 SON
- 5 DAUGHTER-IN-LAW
- 6 SON-IN-LAW
- 7 STEPDAUGHTER
- 8 STEPSON
- 9 SISTER
- 10 BROTHER
- 11 SISTER-IN-LAW
- 12 BROTHER-IN-LAW
- 13 MOTHER
- 14 STEPMOTHER
- 15 MOTHER-IN-LAW
- 16 FATHER
- 17 STEPFATHER
- 18 FATHER-IN-LAW
- 19 GRANDDAUGHTER
- 20 GRANDSON
- 21 NIECE
- 22 NEPHEW
- 23 AUNT
- 24 UNCLE
- 25 COUSIN
- 26 STEPDAUGHTER'S SON/DAUGHTER
- 27 STEPSON'S SON/DAUGHTER
- 28 DAUGHTER-IN-LAW'S SON/DAUGHTER
- 29 SON-IN-LAW'S SON/DAUGHTER
- 30 BOARDER/RENTER
- 31 PAID AIDE/HOUSEKEEPER/EMPLOYEE
- 32 ROOMMATE
- 33 EX-WIFE/EX-HUSBAND
- 34 BOYFRIEND/GIRLFRIEND
- 36 FRIEND
- 91 OTHER RELATIVE
- 92 OTHER NONRELATIVE

**PROGRAMMER INSTRUCTIONS:**

If HH15 = 3 (daughter), 5 (daughter-in-law), 7 (stepdaughter), 9 (sister), 11 (sister-in-law), 13 (mother), 14 (stepmother), 15 (mother-in-law), 19 (granddaughter), 21 (niece), or 23 (aunt), set PERSON GENDER = 2 (female) and go to HH17A.

ELSE If HH15 = 4 (son), 6 (son-in-law), 8 (stepson), 10 (brother), 12 (brother-in-law), 16 (father), 17 (stepfather), 18 (father-in-law), 20 (grandson), 22 (nephew), or 24 (uncle), set PERSON GENDER = 1 (male) and go to HH17A. Otherwise, go to HH16.

If HH15 = 3 (daughter), 4 (son), 7 (stepdaughter), or 8 (stepson), set CHILDIRHH flag = 1 (yes) for ROSTER PERSON.

---

**HH16**

**op5dgender**

R5 D GENDER UPDATE AND NEW

**QUESTION TEXT:**

Is {FIRSTNAME LASTNAME} male or female?

**CODES**

1 MALE  
2 FEMALE

**PROGRAMMER INSTRUCTIONS:**

If HH16 = 1, set PERSON GENDER = 1 (male), and display “1” in matrix gender field.  
If HH16 = 2, set PERSON GENDER = 2 (female), and display “2” in matrix gender field.

---

**BOX HH17**

**BOX HH17**

NOT ON FILE

If HH15 = 25-36, 91 OR 92, go to HH14a.  
Otherwise, go to HH17A.

---

**HH17A**

**op5birthmth (Sensitive)**

R5 OTHER PERSON MONTH OF BIRTH

**DISPLAY INSTRUCTIONS:**

Display HH17A, 17B, and 17C, on the same screen.  
Display “month” as underlined text.

**QUESTION TEXT:**

What is {FIRSTNAME LASTNAME}'s date of birth?  
ENTER MONTH

**ENTER NUMBER**

Range 1 to 12  
REFUSED  
DON'T KNOW

**PROGRAMMER INSTRUCTIONS:**

Hard range 1-12

---

**HH17B**

**HH17B**

NOT ON FILE

**DISPLAY INSTRUCTIONS:**

Display HH17A, 17B, and 17C, on the same screen.  
Display “day” as underlined text.

**QUESTION TEXT:**

[What is {FIRSTNAME LASTNAME}'s date of birth?]  
ENTER DAY

**ENTER NUMBER**

Range 1 to 31  
REFUSED  
DON'T KNOW

**PROGRAMMER INSTRUCTIONS:**

Hard range 1-31

---

**HH17C**

**op5birthyear (Sensitive)**

R5 OTHER PERSON YEAR OF BIRTH

**DISPLAY INSTRUCTIONS:**

Display HH17A, 17B, and 17C, on the same screen.

Display “year” as underlined text.

**QUESTION TEXT:**

What is {FIRSTNAME LASTNAME}'s date of birth?

ENTER YEAR

**ENTER NUMBER**

REFUSED  
DON'T KNOW

**PROGRAMMER INSTRUCTIONS:**

Hard range: CURRENT YEAR – 110.

If HH17A ≥ 1 and HH17B ≥ 1 and HH17C ≥ 1, compute PERSON AGE as (CURRENT DATE – HH17A-C DOB) and prefill HH18.

Otherwise, go to HH19.

**HH18**

op5dage

R5 D OP CAT AGE UPDATE AND NEW

op5age (Sensitive)

R5 OTH PERSON AGE UPDATE AND NEW

**QUESTION TEXT:**

That makes {FIRSTNAME LASTNAME}{CALCULATED AGE} today. Is that correct?

**CODES**

1	YES	HH14
2	NO	HH17A
	REFUSED	HH14
	DON'T KNOW	HH14

**PROGRAMMER INSTRUCTIONS:**

If HH18 = 1 (yes), write HHMEMBER AGE to PERSON ROSTER.

If HH18 = DK or RF, display “DK” or “RF” in matrix age field.

If HH18 = 2 (NO), display error message “PLEASE CORRECT THE DATE OF BIRTH INFORMATION”.

**HH19**

op5dage

R5 D OP CAT AGE UPDATE AND NEW

op5age (Sensitive)

R5 OTH PERSON AGE UPDATE AND NEW

**QUESTION TEXT:**

How old is {FIRSTNAME LASTNAME}?

ENTER AGE

IF LESS THAN 1 YEAR, ENTER 0.

**ENTER NUMBER**

Range 0 to 110  
REFUSED  
DON'T KNOW

**PROGRAMMER INSTRUCTIONS:**

Numeric field range: 0-110.

Write PERSON AGE to PERSON ROSTER.

If HH19 = DK or RF, display “DK” or “RF” in matrix age field.



Go to HH14.

---

**HH20**

**HH20**

NOT ON FILE

**QUESTION TEXT:**

IS THE HOUSEHOLD MATRIX COMPLETE?

**CODES**

1 YES  
2 NO

SECTION CS  
HH14

**PROGRAMMER INSTRUCTIONS:**

If HH20 = 2 (NO), display error message "GO BACK AND ADD THE PERSON".

---

**Derived Variables from Items in the HH Section**

hh5dmarstat	R5 D MARITAL STATUS AT R5
hh5dyrendmarr	R5 D YR MARR END FROM HH2B AND HH2C
op5dgender	R5 D GENDER UPDATE AND NEW
hh5dspageall	R5 D SPOU PAR AGE UPDATE AND NEW
op5dage	R5 D OP CAT AGE UPDATE AND NEW
hh5dlvngarrg	R5 D LIVING ARRANGEMENT
hh5dhshldnum	R5 D TOTAL NUMBER IN HOUSEHOLD
hh5dhshldchd	R5 D TOTAL CHILDREN IN HOUSEHOLD
hh5dspouseid	R5 D SPOUSE ID

**Restricted Variables in the HH Section**

op5rescity	R5 CITY OF RESIDENCE
op5resstate	R5 STATE OF RESIDENCE

# NHATS Round 5

Section CS [CHILDREN AND SIBLINGS]

Sequence: 7

**BOX CS1**

**BOX CS1**

NOT ON FILE

If NEWSAMPLE flag = 1 (YES), go to CS1  
 Else if any LAST INT ROSTER MEMBERS with relationship codes = 3 (DAUGHTER), 4 (SON), 7 (STEPDAUGHTER), or 8 (STEPSON) and CURRENT INHH flag <>1 (NOT IN HH) for ROSTER MEMBER, go to CS1A.  
 Otherwise, go to Box CS1H.

**CS1**

**CS1**

NOT ON FILE

**DIPLAY INSTRUCTIONS:**

If any roster entries with relationship codes = 3 (DAUGHTER), 4 (SON), 7 (STEPDAUGHTER), or 8 (STEPSON), display "Besides {you/{FIRST NAME LASTNAME of roster entry with 3 (DAUGHTER), 4 (SON), 7 (STEPDAUGHTER), or 8 (STEPSON)}", "{do you/does SP}" and "other".

Otherwise, display "{Do you /Does SP}".

If PROXY flag = 1 (YES) and PROXY RELATIONSHIP = 3 (DAUGHTER), 4 (SON), 7 (STEPDAUGHTER), or 8 (STEPSON), display "you".

Otherwise, display "{FIRSTNAME LASTNAME of roster entry with 3 (DAUGHTER), 4 (SON), 7 (STEPDAUGHTER), or 8 (STEPSON)}".

If (PROXY flag = 1 (YES) and PROXY RELATIONSHIP = 3 (DAUGHTER), 4 (SON), 7 (STEPDAUGHTER), or 8 (STEPSON)) and (any other roster entries with codes = 3 (DAUGHTER), 4 (SON), 7 (STEPDAUGHTER), or 8 (STEPSON)), display "and" and "{FIRSTNAME LASTNAME of roster entry with 3 (DAUGHTER), 4 (SON), 7 (STEPDAUGHTER), or 8 (STEPSON)}".

If more than one name displayed, display "and" between each one.

If PROXY flag is null or [PROXY flag = 1 (YES) and PROXY RELATIONSHIP = 2 (SPOUSE/PARTNER)], display "do you" or "Do you".

Otherwise, display "does SP" or "Does SP".

**QUESTION TEXT:**

{Besides {you/{ and} {FIRSTNAME LASTNAME of roster entry with 3 (DAUGHTER), 4 (SON), 7 (STEPDAUGHTER) or 8 (STEPSON)}, {do you/does SP}}/ {Do you/Does SP}} have any {other} living children, including stepchildren?

**CODES**

1	YES	CS2
2	NO	BOX CS2
	REFUSED	BOX CS2
	DON'T KNOW	BOX CS2

**CS1A**

**op5chnotinh**

R5 CHILD NOT HOUSEHOLD UPDATE AND NEW

**DISPLAY INSTRUCTIONS:**

Display "{FIRSTNAME LASTNAME}, {RELATIONSHIP}" of ANY LAST INT ROSTER MEMBERS with relationship codes

= 3 (DAUGHTER), 4 (SON), 7 (STEPDAUGHTER), or 8 (STEPSON) and CURRENT INHH flag <> 1 (NOT INHH) and DECEASED flag <> 1 (YES) for ROSTER MEMBER below question text.

If any CURRENT INT ROSTER MEMBERS with relationship codes = 3 (DAUGHTER), 4 (SON), 7 (STEPDAUGHTER), or 8 (STEPSON) and CURRENT INHH flag = 1 (IN HH), display “In addition to the child(ren) currently living with {you/SP}, at”.

Otherwise, display “At”.

**QUESTION TEXT:**

{In addition to the child(ren) currently living with {you/SP}, at/At} the time of the last interview in {LAST INT MONTH AND YEAR}, we recorded that {you/SP} had the following child(ren) or stepchild(ren). READ NAMES AND RELATIONSHIPS LISTED BELOW.

{FIRSTNAME LASTNAME}, {RELATIONSHIP}

Is this information still correct?

IF ANY CHILD OR STEPCHILD IS DECEASED, SELECT CODE 2 UPDATES NEEDED

IF NAME(S) REFUSED, READ RELATIONSHIP(S)

CONFIRM SPELLING

**CODES**

1	INFO CORRECT	CS1E
2	UPDATES NEEDED	
	REFUSED	CS1E
	DON'T KNOW	CS1E

**CS1B**

op5chnotinh

R5 CHILD NOT HOUSEHOLD UPDATE AND NEW

**DISPLAY INSTRUCTIONS:**

Display ROSTER as a grid.

Display questions CS1B-CS1G on full matrix screen.

Prefill grid with LAST INT information FIRST NAME, LASTNAME, RELATIONSHIP, and GENDER for PERSON ROSTER MEMBERS with LAST INT RELATIONSHIP CODE = 3 (DAUGHTER), 4 (SON), 7 (STEPDAUGHTER), or 8 (STEPSON).

Display “{FIRSTNAME LASTNAME}, {RELATIONSHIP}” of first, next LAST INT ROSTER MEMBER with relationship codes = 3 (DAUGHTER), 4 (SON), 7 (STEPDAUGHTER), or 8 (STEPSON) below question text.

For the first ROSTER MEMBER, display “First”.  
Otherwise, display “Next”

**QUESTION TEXT:**

{First/Next} we recorded

{FIRSTNAME LASTNAME} {RELATIONSHIP}

Is this correct?

CONFIRM SPELLING

**CODES**

1	INFO CORRECT	CS1E
2	UPDATES NEEDED	

3	CHILD DECEASED REFUSED DON'T KNOW	BOX CS1H CS1E CS1E
---	---	--------------------------

**PROGRAMMER INSTRUCTIONS:**

If CS1b = 3 (DECEASED), set DECEASED flag = 1 (YES) for ROSTER MEMBER and go to BOX CS1H.

<b>CS1C</b>	<b>CS1C</b>	NOT ON FILE
-------------	-------------	-------------

**DISPLAY INSTRUCTIONS:**

Prefill name in response field and allow corrections.  
Do not display question text in brackets during first entry to person roster.  
Otherwise, display question text in brackets.

Display "first" as underlined text.

**QUESTION TEXT:**

{{}}What is (his/her) correct first name?{{}}

{FIRSTNAME LASTNAME} {RELATIONSHIP}

CONFIRM SPELLING

**ENTER TEXT**

Length	25
--------	----

<b>CS1D</b>	<b>CS1D</b>	NOT ON FILE
-------------	-------------	-------------

**DISPLAY INSTRUCTIONS:**

Prefill name in response field and allow corrections.

Display "last" as underlined text.

**QUESTION TEXT:**

{{}}What is (his/her) correct last name?{{}}

{FIRSTNAME LASTNAME} {RELATIONSHIP}

CONFIRM SPELLING

**ENTER TEXT**

Length	25
--------	----

**PROGRAMMER INSTRUCTIONS:**

Write updated first and last names to the person roster for ROSTER MEMBER. Set a NAMECHANGE flag to indicate that the name was changed.

<b>CS1E</b>	<b>op5rescity (Restricted)</b>	R5 CITY OF RESIDENCE
	<b>op5resstate (Restricted)</b>	R5 STATE OF RESIDENCE

**QUESTION TEXT:**

Does {FIRSTNAME LASTNAME}, {RELATIONSHIP} currently live in {CITY}, {STATE}?

IF CITY OR STATE MISSING, DON'T KNOW, OR REFUSED, SELECT CODE 2 UPDATES NEEDED.

**CODES**

1	INFO CORRECT	BOX CS1H
2	UPDATES NEEDED	
	REFUSED	BOX CS1H
	DON'T KNOW	BOX CS1H

**PROGRAMMER INSTRUCTIONS:**

If CS1E = 1 (YES), write LAST INT CITY and STATE to roster as CURRENT INT CITY and STATE for ROSTER MEMBER and go to BOX CS1H.

---

**CS1F**

**op5rescity (Restricted)**

R5 CITY OF RESIDENCE

**DISPLAY INSTRUCTIONS:**

Display "CITY" in underlined text.

Display CS7a and CS7b on the same screen.

Display CITY for ROSTER MEMBER from PERSON ROSTER and prefill city response field if already collected. Allow update to city field if prefilled and allow enter if field is prefilled and no updates are made.

**QUESTION TEXT:**

In what city and state does {FIRSTNAME LASTNAME} live?

ENTER CITY

CONFIRM SPELLING

**ENTER TEXT**

Length	25
REFUSED	
DON'T KNOW	

---

**CS1G**

**op5resstate (Restricted)**

R5 STATE OF RESIDENCE

**DISPLAY INSTRUCTIONS:**

Display CS7a and CS7b on the same screen.

Display STATE for ROSTER MEMBER from PERSON ROSTER and prefill state response field if already collected. Allow update to city field if prefilled and allow enter if field is prefilled and no updates are made.

**QUESTION TEXT:**

In what city and state does {FIRSTNAME LASTNAME} live?

ENTER STATE

TYPE THE FIRST LETTER OF THE STATE, THEN USE ARROW KEYS IF NEEDED TO LOCATE STATE, AND PRESS ENTER TO SELECT

REFUSED  
DON'T KNOW

**PROGRAMMER INSTRUCTIONS:**

Use lookup file (59STATERR) of state names.

Write updated PERSON CITY and STATE to PERSON ROSTER for ROSTER MEMBER.

---

**BOX CS1H**

**BOX CS1H**

NOT ON FILE

If any other LAST INT ROSTER MEMBERS with relationship codes = 3 (DAUGHTER), 4 (SON), 7 (STEPDAUGHTER), or 8 (STEPSON) and INHH flag <>1 (NOT IN HH), and DECEASED flag <> 1 for ROSTER MEMBER, go to CS1B.

Else if SP MARITAL STATUS=1 (MARRIED) or 2 (LIVING WITH A PARTNER), go to CS1H.

Otherwise, go to Box CS14.

---

**CS1H**

**CS1H**

NOT ON FILE

**DISPLAY INSTRUCTIONS:**

If any roster entries with a new CURRENT INT ROSTER MEMBER with CURRENT INT relationship codes = 3 (DAUGHTER), 4 (SON), 7 (STEPDAUGHTER), or 8 (STEPSON), display "Besides {you/{FIRST NAME LASTNAME of roster entry with 3 (DAUGHTER), 4 (SON), 7 (STEPDAUGHTER), or 8 (STEPSON)}}", "{do you/does SP}" and "other".

Otherwise, display "{Do you /Does SP}".

If PROXY flag = 1 (YES) and ROSTER MEMBER CURRENT INT RELATIONSHIP code = 3 (DAUGHTER), 4 (SON), 7 (STEPDAUGHTER), or 8 (STEPSON) and ROSTER MEMBER is new in CURRENT INT, display "you". Otherwise, display "{FIRSTNAME LASTNAME of roster entry with 3 (DAUGHTER), 4 (SON), 7 (STEPDAUGHTER), or 8 (STEPSON)}".

If (PROXY flag = 1 (YES) and CURRENT INT RELATIONSHIP code = 3 (DAUGHTER), 4 (SON), 7 (STEPDAUGHTER), or 8 (STEPSON)) and (any other new roster entries in CURRENT INT and CURRENT INT codes = 3 (DAUGHTER), 4 (SON), 7 (STEPDAUGHTER), or 8 (STEPSON)), display "and" and "{FIRSTNAME LASTNAME of roster entry with 3 (DAUGHTER), 4 (SON), 7 (STEPDAUGHTER), or 8 (STEPSON)}".

If more than one name displayed, display "and" between each one.

If PROXY flag is null, display "do you" or "Do you".

Otherwise, display "does SP" or "Does SP".

**QUESTION TEXT:**

{Besides {you/{and}}{FIRSTNAME LASTNAME of roster entry with 3 (DAUGHTER), 4 (SON), 7 (STEPDAUGHTER) or 8 (STEPSON)}, {do you/does SP}}/ {Do you/Does SP}} have any {other} new stepchildren?

**CODES**

- |   |            |     |
|---|------------|-----|
| 1 | YES        | CS2 |
| 2 | NO         |     |
|   | REFUSED    |     |
|   | DON'T KNOW |     |

---

**BOX CS2**

**BOX CS2**

NOT ON FILE

IF PROXY RESPONDENT flag = 1 (YES) and [PROXY ROSTER MEMBER relationship code = 3 (DAUGHTER), 4 (SON), 7 (STEPDAUGHTER) or 8 (STEPSON)] and INHOUSEHOLD flag = 1 (YES), set CHILDDINHH flag = 1 (YES) for PROXY ROSTER MEMBER.

If NEWSAMPLE flag = 1 (YES) and any roster entries with [(relationship code = 3 (DAUGHTER), 4 (SON), 7 (STEPDAUGHTER) or 8 (STEPSON)) and INHH flag = 1 (YES)], go to CS9PRE.

Else if NEWSAMPLE flag = 1 (YES), go to CS14.

Else if PROXY RESPONDENT flag = 1 (YES) and [PROXY ROSTER MEMBER relationship code = 7 (STEPDAUGHTER) or 8 (STEPSON)] and ROSTER MEMBER is new in CURRENT INT and INHH flag <>1 (NOT IN HH) for PROXY ROSTER MEMBER, go to CS7a.

Else if any new in CURRENT INT roster members with [(relationship code= 3(DAUGHTER), 4 (SON), 7 (STEPDAUGHTER) or 8 (STEPSON))] and INHH flag = 1 (YES), go to CS9.  
Otherwise, go to BOX CS14.

---

**CS2**

**CS2**

NOT ON FILE

**DISPLAY INSTRUCTIONS:**

If NEWSAMPLE flag= 1 (YES), display "daughter, son,".

Display CHILDREN ROSTER as a grid.

Display questions CS2A-CS7B on full matrix screen.

Do not display question text in brackets during first entry to person roster.  
Otherwise, display question text in brackets.

Display "first" as underlined text.

Display "PRESS ENTER IF MATRIX IS COMPLETE" for first empty roster entry.

**QUESTION TEXT:**

{{}}Please tell me their names and whether they are {your/{SP}'s} {daughter, son,} stepdaughter, or stepson.{{}}

What is (his/her) first name?

CONFIRM SPELLING

PROBE IF NECESSARY: {Do you/Does {SP}} have any other living children?

{PRESS ENTER IF MATRIX IS COMPLETE}

**PROGRAMMER INSTRUCTIONS:**

For each ROSTER addition, set CHILDNOTINHH flag= 1 (YES) for ROSTER PERSON.

Allow up to 15 row entries.

Allow movement between grid items using the arrow keys.

Go to CS8 when matrix is complete

---

**CS2A**

**CS2A**

NOT ON FILE

**DISPLAY INSTRUCTIONS:**

Display "first" in underlined text.

**QUESTION TEXT:**

What is (his/her) first name?

CONFIRM SPELLING

**ENTER TEXT**

Length

25

CS2B

CS2B

NOT ON FILE

**DISPLAY INSTRUCTIONS:**

Display "last" in underlined text.

**QUESTION TEXT:**

What is (his/her) last name?

CONFIRM SPELLING

**ENTER TEXT**

Length

25

CS3

op5relatnshp

R5 RELASHIP TO SP UPDATE AND NEW

op5dgender

R5 D GENDER UPDATE AND NEW

**DISPLAY INSTRUCTIONS:**

Display CHILD RELATIONSHIP CODE LIST

If NEWSAMPLE flag = 1 (YES), display relationship codes 3 (DAUGHTER), 4 (SON), 7 (STEPDAUGHTER) and 8 (STEPSON).

Otherwise display 7 (STEPDAUGHTER) and 8 (STEPSON).

**QUESTION TEXT:**

What is {FIRSTNAME LASTNAME}'s relationship to {you/SP}?

PRESS F1 FOR HELP SCREEN

**CODES**

- 3 DAUGHTER
- 4 SON
- 7 STEPDAUGHTER
- 8 STEPSON

CS4A

op5birthmth (Sensitive)

R5 OTHER PERSON MONTH OF BIRTH

**DISPLAY INSTRUCTIONS:**

Display "month" in underlined text.

**QUESTION TEXT:**

What is {FIRSTNAME LASTNAME}'s date of birth?

ENTER MONTH

**ENTER NUMBER**

Range  
REFUSED  
DON'T KNOW

1 to 12

CS4B

CS4B

NOT ON FILE



**DISPLAY INSTRUCTIONS:**

Display CS4a, CS4b, and CS4c, on the same screen.

Display “day” as underlined text.

**QUESTION TEXT:**

[What is {FIRSTNAME LASTNAME}'s date of birth?]

ENTER DAY

**ENTER NUMBER**

Range 1 to 31  
REFUSED  
DON'T KNOW

**CS4C**

**op5birthyear (Sensitive)** R5 OTHER PERSON YEAR OF BIRTH

**DISPLAY INSTRUCTIONS:**

Display CS4a, CS4b, and CS4c, on the same screen.

Display “year” as underlined text.

**QUESTION TEXT:**

What is {FIRSTNAME LASTNAME}'s date of birth?

ENTER YEAR

**ENTER NUMBER**

Range 1 to 12  
REFUSED  
DON'T KNOW

**PROGRAMMER INSTRUCTIONS:**

Hard range: CURRENT YEAR – 95.

Soft range: (CURRENT YEAR – 20) – (CURRENT YEAR – 75)

If CS4c violates hard range, display error message "YEAR OF BIRTH OUTSIDE OF RANGE, CONFIRM WITH RESPONDENT AND RE-ENTER".

If CS4a ≥ 1 and CS4b ≥ 1 and CS4c ≥ 1, compute PERSON AGE as (CURRENT DATE – CS4a-c DOB) and prefill CS5. Otherwise, go to CS6.

**CS5**

**op5age (Sensitive)** R5 OTH PERSON AGE UPDATE AND NEW

**op5dage** R5 D OP CAT AGE UPDATE AND NEW

**QUESTION TEXT:**

That makes {FIRSTNAME LASTNAME}{CALCULATED AGE} today. Is that correct?

**CODES**

1	YES	CS7A
2	NO	CS4A
	REFUSED	CS7A
	DON'T KNOW	CS7A

**PROGRAMMER INSTRUCTIONS:**

If CS5 = 1 (yes), write person AGE to PERSON ROSTER.  
If CS5 = DK or RF, display "DK" or "RF" in matrix age field.  
If CS5 = 2 (NO), display error message "INCONSISTENT ANSWERS. VERIFY WITH RESPONDENT AND RE-ENTER ANSWER(S)."

---

<b>CS6</b>	<b>op5age (Sensitive)</b>	R5 OTH PERSON AGE UPDATE AND NEW
	<b>op5dage</b>	R5 D OP CAT AGE UPDATE AND NEW

**QUESTION TEXT:**

How old is {FIRSTNAME LASTNAME}?

ENTER AGE

IF LESS THAN 1 YEAR, ENTER 0

**ENTER NUMBER**

Range	0 to 95
Soft Range	15 to 75
REFUSED	
DON'T Know	

**PROGRAMMER INSTRUCTIONS:**

If CS5 = 1 (yes), write person AGE to PERSON ROSTER.  
If CS5 = DK or RF, display "DK" or "RF" in matrix age field.

---

<b>CS7A</b>	<b>op5rescity (Restricted)</b>	R5 CITY OF RESIDENCE
-------------	--------------------------------	----------------------

**DISPLAY INSTRUCTIONS:**

Display "CITY" in underlined text.  
Display CS7a and CS7b on the same screen

**QUESTION TEXT:**

In what city and state does {FIRSTNAME LASTNAME} live?

ENTER CITY

CONFIRM SPELLING

**ENTER TEXT**

Length	25
REFUSED	
DON'T KNOW	

---

<b>CS7B</b>	<b>op5resstate (Restricted)</b>	R5 STATE OF RESIDENCE
-------------	---------------------------------	-----------------------

**DISPLAY INSTRUCTIONS:**

Display CS7a and CS7b on the same screen

**QUESTION TEXT:**

[In what city and state does {FIRSTNAME LASTNAME} live?]

ENTER STATE

TYPE THE FIRST LETTER OF STATE, THEN USE ARROW KEYS IF NEEDED TO LOCATE STATE, AND PRESS ENTER TO SELECT

**ENTER TEXT**

REFUSED  
DON'T KNOW

**PROGRAMMER INSTRUCTIONS:**

Use lookup file (59STATETERR) of state names.  
Write PERSON CITY and STATE to PERSON ROSTER.  
Go to CS2A

---

**CS8**

**CS8**

NOT ON FILE

**DISPLAY INSTRUCTIONS:**

If NEWSAMPLE flag <> 1 (YES), display "NEW".

**QUESTION TEXT:**

IS THE{ NEW} CHILDREN MATRIX COMPLETE?

**CODES**

1 YES  
2 NO CS2A

**PROGRAMMER INSTRUCTIONS:**

If CS8 = 2 (NO), display error message "GO BACK AND ADD THE PERSON".

---

**BOX CS9PRE**

**BOXCS9PRE**

NOT ON FILE

If any ROSTER MEMBERS with relationship codes = 3 (DAUGHTER), 4 (SON), 7 (STEPDAUGHTER), or 8 (STEPSON) and DECEASED flag <> 1 (YES) for ROSTER MEMBER, go to CS9PRE.  
Otherwise, go to BOX CS14.

---

**CS9PRE**

**CS9PRE**

NOT ON FILE

**QUESTION TEXT:**

Now I have a few questions about each of {your/SP's} children.

PRESS 1 AND ENTER TO CONTINUE

---

**CS9**

**op5educhild**

R5 HH9 CHILD EDUC WHEN ADDED

**op5leveledu**

R5 OP HIGHEST ED WHEN ADDED

**DISPLAY INSTRUCTIONS:**

Display ROSTER as a grid.  
Display questions CS9-CS12 on full matrix screen.

**QUESTION TEXT:**

SHOWCARD CS1

What is the highest degree or level of school {FIRSTNAME LASTNAME} completed?

**CODES**

- 1 NO SCHOOLING COMPLETED
- 2 1ST-8TH GRADE
- 3 9TH-12TH GRADE (NO DIPLOMA)
- 4 HIGH SCHOOL GRADUATE (HIGH SCHOOL DIPLOMA OR EQUIVALENT)
- 5 VOCATIONAL, TECHNICAL, BUSINESS, OR TRADE SCHOOL CERTIFICATE OR DIPLOMA (BEYOND HIGH SCHOOL LEVEL)
- 6 SOME COLLEGE BUT NO DEGREE
- 7 ASSOCIATE'S DEGREE
- 8 BACHELOR'S DEGREE
- 9 MASTER'S, PROFESSIONAL, OR DOCTORAL DEGREE
- REFUSED
- DON'T KNOW

**PROGRAMMER INSTRUCTIONS:**

Display grid with FIRSTNAME LASTNAME of roster entries with ROSTER MEMBERS new in CURRENT INT and CURRENT INT relationship codes = 7 (STEPDAUGHTER), or 8 (STEPSON)

Allow movement between grid items using the arrow keys.

When exiting matrix, if any blank fields in matrix CS2A-CS7B, or matrix CS9-CS12 for any new stepchild added in CURRENT INT, return cursor to the blank field and display appropriate error message.

Go to CS13 when matrix is complete.

Write education level to PERSON ROSTER.

---

**CS10**

**op5martlstat**

R5 CHILD MARITL STAT WHEN ADDED

**QUESTION TEXT:**

Is {FIRSTNAME LASTNAME} married, living with a partner, separated, divorced, widowed, or never married?

**CODES**

- 1 MARRIED
- 2 LIVING WITH A PARTNER
- 3 SEPARATED
- 4 DIVORCED
- 5 WIDOWED
- 6 NEVER MARRIED
- REFUSED
- DON'T KNOW

**PROGRAMMER INSTRUCTIONS:**

Write Marital status to PERSON ROSTER.

---

**CS11**

**op5numchldr**

R5 CHILD NUM CHILDRN WHEN ADDED

**QUESTION TEXT:**

How many living children does {FIRSTNAME LASTNAME} have?

IF NEEDED: Include step and adopted children.

ENTER NUMBER OF CHILDREN

**ENTER NUMBER**

Range	0 to 24
Soft Range	0 to 10
REFUSED	
DON'T KNOW	

**PROGRAMMER INSTRUCTIONS:**

Hard Range: 0-24. Soft range: 0-10.

Write number of children to PERSON ROSTER.

If CS11 = 0, RF, or DK go to CS9.

**CS12**

**op5anychdu18**

R5 CHILD CHILD U 18 WHEN ADDED

**QUESTION TEXT:**

Are any of {FIRSTNAME LASTNAME}'s children under age 18?

**CODES**

1	YES	
2	NO	CS9
	REFUSED	CS9
	DON'T KNOW	CS9

**CS12A**

**op5numchdu18**

R5 CHILD NUM CHILD U 18 WHEN ADDED

**QUESTION TEXT:**

How many children are under age 18?

**ENTER NUMBER**

Range	1 to 20
REFUSED	
DON'T KNOW	

**PROGRAMMER INSTRUCTIONS:**

Write number of children under 18 to PERSON ROSTER.

If CS12a > CS11, display error message "NUMBER OF CHILDREN UNDER 18 CANNOT BE GREATER THAN TOTAL NUMBER OF CHILDREN".

Write FIRST NAME, LAST NAME, RELATIONSHIP, DOB, AGE, CITY, STATE, EDUCATION LEVEL, MARITAL STATUS, # OF CHILDREN, AND # OF CHILDREN UNDER 18 TO PERSON ROSTER FOR ROSTER MEMBER. Go to CS9.

**BOX CS13**

**BOXCS13**

NOT ON FILE

If any other ROSTER MEMBERS with relationship codes = 3 (DAUGHTER), 4 (SON), 7 (STEPDAUGHTER), or 8 (STEPSON) and DECEASED flag <> 1 (YES) for ROSTER MEMBER, go to CS9. Otherwise, go to CS13.

**CS13**

**CS13**

NOT ON FILE

**QUESTION TEXT:**

IS THE CHILDREN MATRIX COMPLETE?

**CODES**

1	YES	
2	NO	CS9

**PROGRAMMER INSTRUCTIONS:**

If CS13 = 2 (NO), display error message "GO BACK AND ADD THE PERSON".

**BOX CS14**

**BOX CS14**

NOT ON FILE

If LAST INT CS14 = 0, go to BOX CS15.

Otherwise, go to CS14.

**CS14**

**cs5sistrsnum**

R5 CS14 NUMBER OF LIVING SISTERS

**QUESTION TEXT:**

How many living sisters {do you/does SP} have?

ENTER NUMBER OF SISTERS

**ENTER NUMBER**

Range	0 to 20
Soft Range	0 to 10
REFUSED	
DON'T KNOW	

**PROGRAMMER INSTRUCTIONS:**

Hard Range: 0-20.

Soft range: 0-10.

**BOX CS15**

**BOX CS15**

NOT ON FILE

If LAST INT CS15 = 0, go to Section SN – Social Network

Otherwise, go to CS15.

**CS15**

**cs5brthrsnum**

R5 CS15 NUMBER OF LIVNG BROTHERS

**QUESTION TEXT:**

How many living brothers {do you/does SP} have?

ENTER NUMBER OF BROTHERS

**ENTER NUMBER**

Range	0 to 20
Soft Range	0 to 10
REFUSED	
DON'T KNOW	

**PROGRAMMER INSTRUCTIONS:**

Hard Range: 0-20.

Soft range: 0-10.

<b>Derived Variables from Items in CS Section</b>	
<b>cs5dnumchild</b>	R5 D NUMBER OF CHILDREN
<b>cs5dnmstpchd</b>	R5 D NUMBER OF STEPCCHILDREN
<b>cs5dnumdaugh</b>	R5 D NUMBER OF DAUGHTERS
<b>cs5dnumson</b>	R5 D NUMBER OF SONS
<b>op5dchilddec</b>	R5 D CHILD NOT IN HH DIED
<b>op5dgender</b>	R5 D GENDER UPDATE AND NEW
<b>op5dage</b>	R5 D OP CAT AGE UPDATE AND NEW

## NHATS Round 5

Section SN [SOCIAL NETWORK]

Sequence: 8

**BOX SN1**                      **BOX SN1**                      NOT ON FILE

If PROXY flag = 1 (YES), go to Section HO – Home Environment.  
Otherwise, go to SN1PRE

**SN1PRE**                      **SN1PRE**                      NOT ON FILE

### QUESTION TEXT:

The next questions are about who you talk to about important things in your life. This may include good or bad things that happen to you, problems you are having, or important concerns you may have.

PRESS 1 AND ENTER TO CONTINUE

**SN2**                              **op5soclntrk**                      R5 SN2 PART OF SP SOCIAL NETWORK

### DISPLAY INSTRUCTIONS:

Display PERSON ROSTER with FIRST NAME, LAST NAME, and RELATIONSHIP TO SP if any person has been added to the PERSON ROSTER other than the SP.

Allow entry for FIRST NAME, LAST NAME, and RELATIONSHIP TO SP fields.

For additions to the PERSON ROSTER, display SOCIAL NETWORK RELATIONSHIP CODE LIST.

Display "SP HAS NO ONE TO TALK TO" as first option on the PERSON ROSTER DISPLAY.

Display "UP TO 5 PEOPLE" in bold underlined text.

### QUESTION TEXT:

Looking back over the last year, who are the people you talked with most often about important things?

Please tell me their first and last name and their relationship to you.

SELECT/ENTER UP TO 5 PEOPLE IN THE ORDER SP NAMES PEOPLE

PROBE ONCE IF SP NAMES FEWER THAN 5 PEOPLE: Anyone else?

SELECT ALL THAT APPLY

IF PERSON NAMED IS NOT ON THE ROSTER, PRESS CTRL/P TO ADD A PERSON

SN3. [What is (his/her) first name?]      CONFIRM SPELLING

SN4. [What is (his/her) last name?]      CONFIRM SPELLING

SN5. [What is (his/her) relationship to {you/SP}?]      PRESS F1 FOR HELP SCREEN

### CODES

5	DAUGHTER-IN-LAW
6	SON-IN-LAW
9	SISTER
10	BROTHER
11	SISTER-IN-LAW
12	BROTHER-IN-LAW
13	MOTHER
14	STEPMOTHER



15	MOTHER-IN-LAW
16	FATHER
17	STEPFATHER
18	FATHER-IN-LAW
19	GRANDDAUGHTER
20	GRANDSON
21	NIECE
22	NEPHEW
23	AUNT
24	UNCLE
25	COUSIN
26	STEPDAUGHTER'S SON/DAUGHTER
27	STEPSON'S SON/DAUGHTER
28	DAUGHTER-IN-LAW'S SON/DAUGHTER
29	SON-IN-LAW'S SON/DAUGHTER
30	BOARDER/RENTER
31	PAID AIDE/HOUSEKEEPER/EMPLOYEE
32	ROOMMATE
33	EX-SPOUSE/PARTNER
34	BOYFRIEND/GIRLFRIEND
35	NEIGHBOR
36	FRIEND
37	SERVICE/SOMEONE FROM THE PLACE SP LIVES
38	CO-WORKER
39	MINISTER, PRIEST, OR OTHER CLERGY
40	PSYCHIATRIST, PSYCHOLOGIST, COUNSELOR, OR THERAPIST
91	OTHER RELATIVE
92	OTHER NONRELATIVE

**PROGRAMMER INSTRUCTIONS:**

Allow up to 5 selections to PERSON ROSTER.

Display "CTRL/P" in red bolded font.

If "SP HAS NO ONE TO TALK TO" is selected, set NOONETOTALKTO flag = 1 (yes).

If "SP HAS NO ONE TO TALK TO" is selected, disallow other SN roster entries or selections and go to Section HO – Home Environment.

If no additions to or selections from the PERSON ROSTER, go to Section HO – Home Environment.

If other roster selections and "SP HAS NO ONE TO TALK TO" is selected, display message "INCONSISTENT ANSWER. NO ONE TO TALK TO CANNOT BE SELECTED WITH OTHER ROSTER ENTRIES."

For each roster selection other than "SP HAS NO ONE TO TALK TO" at SN2, set SOCIAL NETWORK flag = 1 (YES).

If more than 5 roster members selected at SN2, display error message, "YOU MAY ONLY SELECT 5 PEOPLE."

For each addition to the PERSON ROSTER:

If 5 (daughter-in-law), 9 (sister), 11 (sister-in-law), 13 (mother), 14 (stepmother), 15 (mother-in-law), 19 (granddaughter), 21 (niece), or 23 (aunt) selected, set PERSON GENDER = 2 (female)

Else if 6 (son-in-law), 10 (brother), 12 (brother-in-law), 16 (father), 17 (stepfather), 18 (father-in-law), 20 (grandson), 22 (nephew), or 24 (uncle) selected, set PERSON GENDER = 1 (male)

---

**BOX SN6****BOX SN6**

NOT ON FILE

**QUESTION TEXT:**

Display grid with ROSTER MEMBERS with SOCIAL NETWORK flag = 1 (YES) and (INHH flag <> 1 (YES) or relationship <> 3 (DAUGHTER), 4 (SON), 7 (STEPDAUGHTER), or 8 (STEPSON)).

Display grid with fields: First Name, Last Name, How Related, Gender, Age Group, City, and State. Gender, Age Group, City, and State can be edited.

When entering a new field, start cursor after last entry value or text.

Allow movement between grid items using the arrow keys.

Loop through BOX SN6A through BOX SN9 for each ROSTER MEMBER selected or added at SN2.

---

**BOX SN6A****BOX SN6A**

NOT ON FILE

If ROSTER MEMBER has GENDER = (NULL, RF or DK), go to SN6.  
Otherwise, go to BOX SN7.

---

**SN6****op5dgender**

R5 D GENDER UPDATE AND NEW

**QUESTION TEXT:**

If NOT OBVIOUS, ASK:

Is {FIRST NAME LAST NAME} male or female?

**CODES**

1	MALE
2	FEMALE
	REFUSED
	DON'T KNOW

**PROGRAMMER INSTRUCTIONS:**

Write PERSON GENDER to PERSON ROSTER.

---

**BOX SN7****BOX SN7**

NOT ON FILE

If AGE CATEGORY for ROSTER MEMBER <> (NULL, RF or DK), go to SN7.  
Else if AGE CATEGORY for ROSTER MEMBER = (NULL, RF or DK), go to SN7A.

Otherwise, go to BOX SN8.

---

**SN7****op5dcatgryag**

R5 D OTH PERSN SN CAT AGE

**QUESTION TEXT:**

Is {FIRST NAME LAST NAME} still {LAST INT AGE CATEGORY} years old?

**CODES**

1	INFO CORRECT	BOX SN8
2	UPDATES NEEDED	
	REFUSED	BOX SN8
	DON'T KNOW	BOX SN8

---

**SN7A**

op5dcatgryag

R5 D OTH PERSN SN CAT AGE

**QUESTION TEXT:**

How old is {FIRST NAME LAST NAME}?

**CODES**

1	UNDER 30
2	30-39
3	40-49
4	50-59
5	60-69
6	70-79
7	80-89
8	90+
	REFUSED
	DON'T KNOW

**PROGRAMMER INSTRUCTIONS:**

Write AGE CATEGORY to PERSON ROSTER.

---

**BOX SN8**

BOX SN8

NOT ON FILE

**QUESTION TEXT:**

If CITY for ROSTER MEMBER <> (NULL, RF or DK), go to SN8.  
Else if CITY for ROSTER MEMBER = (NULL, RF or DK), go to SN8A.  
Otherwise, go to BOX SN9.

---

**SN8**

SN8

NOT ON FILE

**QUESTION TEXT:**

Does {FIRST NAME LAST NAME} still live in {CITY, STATE}?

CONFIRM SPELLING

**CODES**

1	INFO CORRECT	BOX SN9
2	UPDATES NEEDED	BOX SN9
	REFUSED	
	DON'T KNOW	BOX SN9

---

**SN8A**

op5rescity

R5 CITY OF RESIDENCE

**DISPLAY INSTRUCTIONS:**

Display SN8a and 8b on the same screen.  
Display "city" as underlined text.

**QUESTION TEXT:**

Where does {FIRST NAME LAST NAME} live?

[What is {FIRST NAME LAST NAME}'s city?]

CONFIRM SPELLING

ENTER TEXT

Length

25

**SN8B**

**op5resstate**

R5 STATE OF RESIDENCE

**DISPLAY INSTRUCTIONS:**

Display SN8a and 8b on the same screen.

Display "state" as underlined text.

**QUESTION TEXT:**

[What is {FIRST NAME LAST NAME}'s state?]

TYPE THE FIRST LETTER OF THE STATE, THEN USE ARROW KEYS IF NEEDED TO LOCATE STATE, AND PRESS ENTER TO SELECT

**PROGRAMMER INSTRUCTIONS:**

Use lookup file (59STATETERR) of state names

Display state name response label.

Write PERSON CITY and STATE to PERSON ROSTER.

**BOX SN9**

**BOX SN9**

NOT ON FILE

Go to BOX SN6A for next ROSTER MEMBER selected or added at SN2.  
If no other selections or additions, go to SN9.

**SN9**

**SN9**

NOT ON FILE

**QUESTION TEXT:**

IS THE SOCIAL NETWORK MATRIX COMPLETE?

**CODES**

1	YES	Section HO
2	NO	SN2

**Derived Variables from Items in SN Section**

<b>sn5dnumsn</b>	R5 D NUMBER IN SOCIAL NETWORK
<b>op5dcatgryag</b>	R5 D OTH PERSN NEW SN CAT AGE
<b>op5dsocwrkfl</b>	R5 D LIKELY SOCIAL NETWRK MEMBER
<b>op5dgender</b>	R5 D GENDER UPDATE AND NEW

**Flag Variables set in SN Section**

<b>fl5noonetalk</b>	R5 F SN SP HAS NO ONE TO TALK TO
---------------------	----------------------------------

---

## NHATS Round 5

Section      HO      [HOME ENVIRONMENT]

Sequence: 9

---

**HO1PRE**

**HO1PRE**

NOT ON FILE

**DISPLAY INSTRUCTIONS:**

If STRUCTURE flag = 2 (MULTI-UNIT), display “building”.  
Otherwise, display “home”.

**QUESTION TEXT:**

Now I have some questions about {your/SP's}{home/building}.

PRESS 1 AND ENTER TO CONTINUE

---

**HO1**

**ho5entrstair**

R5 HO1 ENTRANCE STAIRS OUTSIDE

**QUESTION TEXT:**

Thinking about the entrance that {you use/SP uses} most often, are there stairs or a step up or down to get into {your/SP's}{home/building} from outside?

**CODES**

- 1            YES
  - 2            NO
  - REFUSED
  - DON'T KNOW
- 

**BOX HO2**

**BOX HO2**

NOT ON FILE

If STRUCTURE flag = 2 (multi-unit), go to HO2.  
ELSE, go to HO3.

---

**HO2**

**ho5entrccomm**

R5 HO2 ENTRANCE COMMON OR PRIVAT

**QUESTION TEXT:**

Is this a common or shared entrance, or is it an entrance directly into {your/SP's}{home/apartment/room/unit/suite/other}?

**CODES**

- 1            COMMON OR SHARED ENTRANCE
  - 2            ENTRANCE DIRECTLY INTO HOME
  - REFUSED
  - DON'T KNOW
- 

**HO3**

**ho5entrnramp**

R5 HO3 RAMP AT ENTRANCE

**QUESTION TEXT:**

Whether or not {you use/SP uses} it, does this entrance have a ramp?

**CODES**

- 1            YES
- 2            NO
- REFUSED

DON'T KNOW

---

**BOX HO4**

**BOX HO4**

NOT ON FILE

If NEW RESIDENCE flag = 1 and STRUCTURE flag = 2 (multi-unit) and RE9= 2 (multiple floors), then go to HO4, variable text [a].

Else if NEW RESIDENCE flag = 1 and STRUCTURE flag = 2 (multi-unit) and RE9=1 (single floor), then go to HO4, variable text [c].

Otherwise, go to BOX HO5.

---

**HO4**

**ho5bldgamen1**

R5 HO4A NEW RES BLDG HAS ELEVATOR

**ho5bldgamen2**

R5 HO4B NEW RES BLDG STAIR LIFT GLIDE

**ho5bldgamen3**

R5 HO4C NEW RES BLDG COMMN SPACE MEALS

**ho5bldgamen4**

R5 HO4D NEW RES BLDG SPACE SOCIAL EVENT

**DISPLAY INSTRUCTIONS:**

If at HO4a do not display brackets in question text.

If at HO4c and RE9= 1 (single floor), do not display brackets in question text.

Otherwise, display brackets.

Use "Same Question Stem" display

**QUESTION TEXT:**

{{}}Does the building that {you live/SP lives} in have{{}}

{variable text [a-d]}

RESPONSE [1] a. an elevator?

RESPONSE [2] b. a stair lift or stair glide?

RESPONSE [3] c. common or shared spaces that are used for meals?

RESPONSE [4] d. common or shared spaces that can be used for socializing?

**CODES**

1 YES  
2 NO  
REFUSED  
DON'T KNOW

**PROGRAMMER INSTRUCTIONS:**

Array the responses and Variable text columns in the panel.

Display 'variable text' in the a-d sequence until all rows have been displayed.

---

**BOX HO5**

**BOX HO5**

NOT ON FILE

If STRUCTURE flag = 2 (multi-unit), go to HO10PRE.

Otherwise, go to HO5

---

**HO5**

**ho5levelsflr**

R5 HO5 NUMBR OF LEVELS OR FLOORS

**QUESTION TEXT:**

How many levels or floors are in {your/SP's} home, including a basement if {you have/{he/she} has} one?

**CODES**

1	1	HO10PRE
2	2	
3	3	
4	4+	
	REFUSED	
	DON'T KNOW	

**PROGRAMMER INSTRUCTIONS:**

If HO5 = 1 (living space on one floor), set ONE FLOOR flag = 1

---

<b>HO8</b>	<b>ho5homeamen1</b>	R5 HO8A BED KITCHN BATH SAME FLR
	<b>ho5homeamen2</b>	R5 HO8B HOME HAS ELEVATOR
	<b>ho5homeamen3</b>	R5 HO8C HOME HAS STAIR LFT GLIDE

**DISPLAY INSTRUCTIONS:**

If at HO8a, do not display brackets in question text. Otherwise, display brackets.

Use "Same Question Stem" display

**QUESTION TEXT:**

{[]Whether or not {you use/SP uses} it, does {your/SP's} home have{[]}

{variable text [a-c]}

RESPONSE [1] a. a bedroom, kitchen, and full bathroom with a shower or tub on the same floor?

RESPONSE [2] b. an elevator?

RESPONSE [3] c. a stair lift or stair glide?

**CODES**

1	YES
2	NO
	REFUSED
	DON'T KNOW

**PROGRAMMER INSTRUCTIONS:**

Array the responses and Variable text columns in the panel.  
Display 'variable text' in the a-d sequence until all rows have been displayed.

---

<b>HO10PRE</b>	<b>HO10PRE</b>	NOT ON FILE
----------------	----------------	-------------

**DISPLAY INSTRUCTIONS:**

If HOTYPE flag = 1 (HOME), display "home".  
Else if HOTYPE flag = 2 (APARTMENT), display "apartment".  
Else if HOTYPE flag = 3 (ROOM), display "room".  
Else if HOTYPE flag = 4 (UNIT), display "unit".  
Else if HOTYPE flag = 5 (SUITE), display "suite".  
Else if HOTYPE flag = 6 (OTHER), display "TEXT ENTERED AT HT10A (OTHER)".

**QUESTION TEXT:**

Now, I'd like to ask you some questions about the inside of {your/SP's} {home/apartment/unit/suite/room/other}.

PRESS 1 AND ENTER TO CONTINUE

**BOX HO10**

**BOX HO10**

NOT ON FILE

If NEW RESIDENCE flag = 1 and FACILITY flag = 1, go to HO10.  
Otherwise, go to HO11.

**HO10**

**ho5bathprivt**

R5 HO10 NEW FAC RES PRIV BATH

**DISPLAY INSTRUCTIONS:**

If HOTYPE flag = 2 (APARTMENT), display "apartment".  
Else if HOTYPE flag = 3 (ROOM), display "room".  
Else if HOTYPE flag = 4 (UNIT), display "unit".  
Else if HOTYPE flag = 5 (SUITE), display "suite".  
Else if HOTYPE flag = 6 (OTHER), display "TEXT ENTERED AT HT10A (OTHER)".

**QUESTION TEXT:**

Does {your/SP's}{apartment/unit/suite/room/other} have a private bathroom with a shower or tub?

**CODES**

1 YES  
2 NO  
REFUSED  
DON'T KNOW

**HO11**

**ho5bathamen1**

R5 HO11A BATH HAS BATHTUB

**ho5bathamen2**

R5 HO11B BATH HAS SHOWER STALL

**ho5bathamen3**

R5 HO11C BATH GRAB BAR IN SHOWER

**ho5bathamen4**

R5 HO11D BATH SEAT FR SHOWER TUB

**ho5bathamen5**

R5 HO11E BATH RAISED TOILET SEAT

**ho5bathamen6**

R5 HO11F BATH GRAB BARS TOILET

**ho5bathamen7**

R5 HO11G BATH MED EMERGENCY SYSTM

**DISPLAY INSTRUCTIONS:**

If FACILITY flag = 1, and HO10= 1 (private shower or tub), display "the bathroom in {your /his/her} {apartment/unit/suite/room/other} have"

If FACILITY flag = 1, and HO10=2 (no private shower or tub), display "{your/his/her} bathroom have"

Otherwise display "{your/{his/her}} home"

Use "Same Question Stem" display

If at HO11a, do not display question text in brackets.  
Otherwise, display question text in brackets.

For HO11b:

If HO11a = 1 (yes), display "separate from the tub".  
Otherwise, use null display.



For HO11c and HO11d:

If HO11a=2 and HO11b=2 then display "PLEASE CONFIRM: {SP} HAS NO ACCESS TO A BATHTUB AND NO ACCESS TO A SHOWER" before displaying HO11e.

If HO11a= 2 (no bathtub) and HO11b = 1 (yes, shower stall), display "shower"

If HO11a = 1 (yes, bathtub) and HO11b = 2 (no shower stall), display "tub area"

If HO11a = 1 (yes, bathtub) and HO11b = 1(yes, shower stall), display "shower or tub area"

**QUESTION TEXT:**

{[]Whether or not {you use/SP uses} it, does {the bathroom in {your /{his/her}}  
{apartment/unit/suite/room/other}/{your/{his/her}} bathroom/{your/{his/her}} home } have{[]}  
  
{variable text [a-g]}  
  
RESPONSE [1] a. a bathtub?  
RESPONSE [2] b. a shower stall {separate from the tub}?  
RESPONSE [3] c. a grab bar in the {shower/tub area/shower or tub area}?  
  
IF NEEDED: A grab bar is designed to help you steady yourself. It may be attached to the wall or built into the shower or tub. Do not include towel racks.  
  
RESPONSE [4] d. a seat for the {shower/tub/shower or tub}?  
  
IF NEEDED: This includes a chair, stool, or bench used in the shower or bathtub. Some seats are placed in the shower or tub, others are built in.  
  
RESPONSE [5] e. a raised toilet or raised toilet seat?  
RESPONSE [6] f. grab bars around the toilet?  
RESPONSE [7] g. a medical emergency system to call someone for help?

**CODES**

- 1 YES
- 2 NO
- REFUSED
- DON'T KNOW

**PROGRAMMER INSTRUCTIONS:**

Array the responses and Variable text columns in the panel.  
Display 'variable text' in the a-f sequence until all rows have been displayed.

If HO11a=2 (no) and HO11b=2 (no) then set BATHGRABBAR flag=2, set BATHSEAT flag=2, and skip to HO11e.

If FACILITY flag = 1, go to HO12 after HO11f.  
Otherwise, display [RESPONSE 7] and variable text {g}

If HO11c=1 (yes), set BATHGRABBAR flag = 1 (yes)  
If HO11d=1 (yes), set BATHSEAT flag = 1 (yes)  
If HO11e=1 (yes), set RAISED TOILET flag = 1 (yes)  
If HO11f=1 (yes), set TOILETGRABBAR flag = 1 (yes)

---

**BOX HO12**

**BOX HO12**

NOT ON FILE

If NEW RESIDENCE flag = 1 and FACILITY FLAG = 1 (YES), GO TO HO12.  
ELSE GO TO HO14.

---

**HO12**

**ho5kitchnprv**

R5 HO12 NEW FAC RES PRIV KITCHEN

**QUESTION TEXT:**

Does {your/SP's} {apartment/room/unit/suite/other} have a private kitchen or private kitchen area?

IF NEEDED: A private kitchen area is a place in your home where you can store food and prepare simple meals or snacks.

**CODES**

1	YES	HO14
2	NO	
	REFUSED	
	DON'T KNOW	

**HO13**

**ho5kitchncom**

R5 HO13 NEW FAC RES COMMON KITCHEN

**QUESTION TEXT:**

Is there a kitchen area in the building where people who live {here/where SP lives} can store food or prepare simple meals or snacks?

**CODES**

1	YES	SECTION EM
2	NO	SECTION EM
	REFUSED	SECTION EM
	DON'T KNOW	SECTION EM

**HO14**

**ho5microwave**

R5 HO14 USE OF MICROWAVE

**QUESTION TEXT:**

(Whether or not {you use/SP uses} it,) does {your/SP's} kitchen have a working microwave?

**CODES**

1	YES	
2	NO	
	REFUSED	PE8
	DON'T KNOW	

**PROGRAMMER INSTRUCTIONS:**

Go to Section EM – Environment Modifications.

**Derived Variables From Items in HO Section**

<b>ho5dbldg1</b>	R5 D BLDG HAS ELEVATOR
<b>ho5dbldg2</b>	R5 D BLDG HAS STAIR LIFT GLIDE
<b>ho5dbldg3</b>	R5 D BLDG HAS COMMN SPACE MEALS
<b>ho5dbldg4</b>	R5 D BLDG HAS SPACE SOCIAL EVENT
<b>ho5dbathprvt</b>	R5 D FAC HAS PRIVATE BATH
<b>ho5dkitchnpr</b>	R5 D FAC HAS PRIV KITCHEN
<b>ho5dkitchnco</b>	R5 D FAC HAS COMMON KITCHEN

Flag Variables Set in HO Section	
----------------------------------	--

<b>f15bathgrbbr</b>	R5 F HO SPS BATH HAS GRAB BARS
<b>f15bathseat</b>	R5 F HO SPS BATH HAS SEAT
<b>f15raisedtlt</b>	R5 F HO SP HAS RAISED TOILET
<b>f15tltgrbbr</b>	R5 F HO SP TOILET HAS GRAB BARS

---

# NHATS Round 5

Section EM [ENVIRONMENTAL MODIFICATIONS]

Sequence: 10

---

**BOX EM1**

**BOX EM1**

NOT ON FILE

If NEW RESIDENCE flag <>1 (YES), go to BOX EM2.

Else if (HO2 <> 1 (COMMON OR SHARED ENTRANCE) and HO3=1 (YES, RAMP)) or HO8b=1 (YES, ELEVATOR) or HO8c=1 (YES, STAIRLIFT) or HO11c=1 (YES, SHOWER GRABBAR) or HO11d=1 (YES, SHOWER SEAT) or HO11e=1 (YES, RAISED TOILET SEAT) or HO11f=1 (YES, TOILET GRABBAR), go to EM1.

Otherwise, go to EM4.

---

**EM1**

**em5dmodhere1**

R5 D EM1 NEW RES ALL ITEMS HERE

### DISPLAY INSTRUCTIONS:

If HO2<>1 (COMMON OR SHARED ENTRANCE) and HO3=1 (YES), display “a ramp”

If HO8b=1 (YES), display “an elevator”

If HO8c=1 (YES), display “a stair lift or stair glide”

If HO11c=1 (YES), display “a grab bar in the shower or tub area”

If HO11d=1 (YES), display “a seat for the shower or tub”

If HO11e=1 (YES), display “a raised toilet or raised toilet seat”

If HO11f=1 (YES), display “grab bars around the toilet”

If only one item listed, display “Was this item” and “it”

Otherwise, display “Were all these items” and “any of them”

### QUESTION TEXT:

You told me that {you have/SP has}:

{a ramp}

{an elevator}

{a stair lift or stair glide}

{a grab bar in the shower or tub area}

{a seat for the shower or tub}

{a raised toilet or raised toilet seat}

{grab bars around the toilet}

{Was this item/Were all these items} here when {you/{he/she}} moved in or did {you/{he/she}} add {it/any of them}?

### CODES

1	ALL ITEMS HERE	EM4
2	ADDED ONE OR MORE ITEMS	
	REFUSED	EM4
	DON'T KNOW	EM4

---

**BOX EM2**

**BOX EM2**

NOT ON FILE

If (HO2 <> 1 (COMMON OR SHARED ENTRANCE) and HO3 = 1 (YES, RAMP) ) or HO8b = 1 (YES, ELEVATOR) or HO8c = 1 (YES, STAIRLIFT) or HO11c = 1 (YES, SHOWER GRABBAR) or HO11d = 1 (YES, SHOWER SEAT) or HO11e = 1 (YES, RAISED TOILET SEAT) or HO11f = 1 (YES, TOILET GRABBAR), go to EM2.

Otherwise, go to EM4.

<b>EM2</b>	<b>em5addlstyr1</b>	R5 EM2A RAMP ADDED IN LAST YR
	<b>em5addlstyr2</b>	R5 EM2B ELEVATOR ADDED IN LST YR
	<b>em5addlstyr3</b>	R5 EM2C STR LIFT ADDED IN LST YR
	<b>em5addlstyr4</b>	R5 EM2D SHWR GRABBAR ADD LST YR
	<b>em5addlstyr5</b>	R5 EM2E BATHSEAT ADDED IN LST YR
	<b>em5addlstyr6</b>	R5 EM2F TOILETSEAT ADD IN LST YR
	<b>em5addlstyr7</b>	R5 EM2G TOILET GRABGARS ADDED YR

#### DISPLAY INSTRUCTIONS:

Use "Same Question Stem" display

If at first question item, do not display question text in brackets. Otherwise, display question text in brackets.

If NEWSAMPLE flag = 1 (YES), display "We'd like to know {if this was/ which of these were} added in the last year, that is since {CURRENT MONTH, YEAR - 1 YEAR}" and "In the last year, did {you/he she} add the".

Else if NEW RESIDENCE flag = 1 (YES), display "We'd like to know {if this was/which of these were} added to {your/SP's} current home" and " Since {you/SP} moved here, did {you/he/she}" add the"

Display "current" in underlined text.

Else if NEW RESIDENCE flag <>1 (YES) , display "Since the last interview in {LAST INT MONTH AND YEAR}, did {you/SP} add the"

If only one item listed at EM1, display "if this was".  
Otherwise, display "which of these were".

If HO2 <> 1 (COMMON OR SHARED ENTRANCE) and HO3=1 (YES), display RESPONSE [1] and variable text {a}

If HO8b=1 (YES), display RESPONSE [2] and variable text {b}

If HO8c=1 (YES), display RESPONSE [3] and variable text {c}

If HO11d=1 (YES), display RESPONSE [4] and variable text {d}

If HO11e=1 (YES), display RESPONSE [5] and variable text {e}

If HO11f=1 (YES), display RESPONSE [6] and variable text {f}

If HO11g=1 (YES), display RESPONSE [7] and variable text {g}

#### QUESTION TEXT:

{[ ]}{We'd like to know {if this was/which of these were} added {in the last year, that is since {CURRENT MONTH, YEAR - 1 YEAR}/ to {your/SP's} current home}. { I n t h e l a s t y e a r / S i n c e {you/SP} moved here}, did {you/he/she} add the/Since the last interview in {LAST INT MONTH AND YEAR}, did {you/SP} add the}{[ ]}

```
{RESPONSE [1] a. ramp?}
{RESPONSE [2] b. elevator?}
{RESPONSE [3] c. stair lift or stair glide?}
{RESPONSE [4] d. grab bar in the shower or tub area?}
{RESPONSE [5] e. seat for the shower or tub?}
{RESPONSE [6] f. raised toilet or raised toilet seat?}
{RESPONSE [7] g. grab bars around the toilet?}
```

**CODES**

1 YES  
 2 NO  
 REFUSED  
 DON'T KNOW

**PROGRAMMER INSTRUCTIONS:**

Array the responses and Variable text columns in the panel.  
 Display 'variable text' in the a-g sequence until all rows have been displayed.

**BOX EM3**

**BOX EM3**

NOT ON FILE

If EM2 a-g = 2 (NO), go to EM4.  
 Otherwise, go to EM3.

**EM3**

<b>em5payyufam1</b>	R5 EM3A SP PAID FOR RAMP
<b>em5payyufam2</b>	R5 EM3B SP PAID FOR ELEVATOR
<b>em5payyufam3</b>	R5 EM3C SP PAID STAIR LFT GLIDE
<b>em5payyufam4</b>	R5 EM3D SP PAID SHOWER GRABBAR
<b>em5payyufam5</b>	R5 EM3E SP PAID SHOWER SEAT
<b>em5payyufam6</b>	R5 EM3F SP PAID RAISD TOILT SEAT
<b>em5payyufam7</b>	R5 EM3G SP PAID TOILET GRABBARS

**DISPLAY INSTRUCTIONS:**

Use "Same Question Stem" display

If at first question item, do not display question text in brackets.

Otherwise, display question text in brackets.

If EM2a = 1 (YES), display RESPONSE [1] and variable text {a}

If EM2b=1 (YES), display RESPONSE [2] and variable text {b}

If EM2c=1 (YES), display RESPONSE [3] and variable text {c}

If EM2d=1 (YES), display RESPONSE [4] and variable text {d}

If EM2e=1 (YES), display RESPONSE [5] and variable text {e}

If EM2f=1 (YES), display RESPONSE [6] and variable text {f}

If EM2g=1 (YES), display RESPONSE [7] and variable text {g}

**QUESTION TEXT:**

{[Did {you/SP} or {your/{his/her}} family pay any of the cost of adding or getting the{[}

{RESPONSE [1] a. ramp?}  
{RESPONSE [2] b. elevator?}  
{RESPONSE [3] c. stair lift or stair glide?}  
{RESPONSE [4] d. grab bar in the shower or tub area?}  
{RESPONSE [5] e. seat for the shower or tub?}  
{RESPONSE [6] f. raised toilet or raised toilet seat?}  
{RESPONSE [7] g. grab bars around the toilet?}

#### CODES

1 YES  
2 NO  
REFUSED  
DON'T KNOW

#### PROGRAMMER INSTRUCTIONS:

Array the responses and Variable text columns in the panel.  
Display 'variable text' in the a-g sequence until all rows have been displayed.

---

<b>EM4</b>	<b>em5paydevce1</b>	R5 EM4A SP PAID FOR VISION AIDS
	<b>em5paydevce2</b>	R5 EM4B SP PAID FOR HEARING AID
	<b>em5paydevce3</b>	R5 EM4C SP PAID FOR CANE
	<b>em5paydevce4</b>	R5 EM4D SP PAID FOR WALKER
	<b>em5paydevce5</b>	R5 EM4E SP PAID FOR WHEELCHAIR
	<b>em5paydevce6</b>	R5 EM4F SP PAID FOR SCOOTER
	<b>em5paydevce7</b>	R5 EM4G SP PAID FOR GRABBER
	<b>em5paydevce8</b>	R5 EM4H SP PD SPECIAL DRESS ITM
	<b>em5paydevce9</b>	R5 EM4I SP PAID ADAPTED UTENSILS

#### DISPLAY INSTRUCTIONS:

Use "Same Question Stem" display

If at EM4a, do not display question text in brackets.

Otherwise, display question text in brackets.

If NEWSAMPLE flag = 1 (YES), display "in the last year".

Otherwise, display "since the last interview in {LAST IN MONTH AND YEAR}".

Display "pay anything for" in bold underlined text.

#### QUESTION TEXT:

{[}Here are a few other devices that help with daily activities. Whether or not {you use/SP uses} them now, {in the last year/since the last interview in {LAST INT MONTH AND YEAR}}, did {you/{he/she}} or {your/{his/her}} family pay anything for the following items for {you/{him/her}}: {[}

{variable text [a-i]}

RESPONSE [1] a. glasses or other vision aids such as a magnifying glass?  
RESPONSE [2] b. a hearing aid?  
RESPONSE [3] c. a cane?

RESPONSE [4] d. a walker?  
 RESPONSE [5] e. a wheelchair?  
 RESPONSE [6] f. a scooter?  
 RESPONSE [7] g. a reacher or grabber to pick up things more easily?  
 RESPONSE [8] h. special items to help with dressing, such as button hooks or clothes that are designed to get on and off easily?  
 RESPONSE [9] i. adapted utensils to help {you/SP} to eat or cut {your/{his/her}} food?

IF NEEDED: Adapted utensils include things like easy-to-grip silverware, knives that rock, and plates with high sides.

**CODES**

- 1 YES
- 2 NO
- REFUSED
- DON'T KNOW

**PROGRAMMER INSTRUCTIONS:**

Array the responses and Variable text columns in the panel.  
 Display 'variable text' in the a-i sequence until all rows have been displayed.

**EM5**

**em5payaltgth**

R5 EM5 PAY FOR THESE ALTOGETHER

**DISPLAY INSTRUCTIONS:**

- If EM3a=1 (YES), display “ramp”
- If EM3b=1 (YES), display “elevator”
- If EM3c=1 (YES), display “stair lift or stair glide”
- If EM3d=1 (YES), display “grab bar in the shower or tub area”
- If EM3e=1 (YES), display “seat for the shower or tub”
- If EM3f=1 (YES), display “raised toilet or raised toilet seat”
- If EM3g=1 (YES), display “grab bars around the toilet”
- If EM4a=1 (YES), display “glasses or other vision aids”
- If EM4b=1 (YES), display “hearing aid”
- If EM4c=1 (YES), display “cane”
- If EM4d=1 (YES), display “walker”
- If EM4e=1 (YES), display “wheelchair”
- If EM4f=1 (YES), display “scooter”
- If EM4g=1 (YES), display “reacher or grabber”
- If EM4h=1 (YES), display “special items to help with dressing”
- If EM4i=1 (YES), display “adapted utensils”

If more than one item displayed, display commas between each one and display "and" before the last display text.

If NEWSAMPLE flag = 1 (YES), display “in the last year”.

Otherwise, display “since the last interview in {LAST INT MONTH AND YEAR}”.

**QUESTION TEXT:**

Thinking about the {ramp} {elevator} {stair lift or stair glide} {grab bar in the shower or tub area} {seat for the shower or tub} {raised toilet or raised toilet seat} {grab bars around the toilet} {glasses or vision aids} {hearing aid} {cane} {walker} {wheelchair} {scooter} {reacher or grabber} {special items to help with dressing} {adapted utensils} that {you/SP} (and {your/{his/her}} family) paid for {in the last year/ since the last interview in {LAST INT MONTH AND YEAR}}, about how much was that altogether? Was it more than \$500, less than \$500, or just about \$500?

**CODES**

- 1 MORE THAN \$500



3	LESS THAN \$500	EM7
	JUST ABOUT \$500	Section CM
	REFUSED	Section CM
	DON'T KNOW	Section CM

**PROGRAMMER INSTRUCTIONS:**

Array the responses and Variable text columns in the panel.  
 Display 'variable text' in the a-i sequence until all rows have been displayed.

**EM6**                                      **em5morls1000**                                      R5 EM6 MORE LESS OR ABOUT \$1000

**QUESTION TEXT:**

Was it more than \$1000, less than \$1,000, or just about \$1,000?

**CODES**

1	MORE THAN \$1,000	Section CM
2	LESS THAN \$1,000	Section CM
3	JUST ABOUT \$1,000	Section CM
	REFUSED	Section CM
	DON'T KNOW	Section CM

**EM7**                                      **em5morls100**                                      R5 EM7 MORE LESS OR ABOUT \$100

**QUESTION TEXT:**

Was it more than \$100, less than \$1,00, or just about \$1,00?

**CODES**

1	LESS THAN \$100
2	JUST ABOUT \$100
3	REFUSED
	DON'T KNOW

**PROGRAMMER INSTRUCTIONS:**

Go to Section CM – Community.

---

## NHATS Round 5

Section      CM      [COMMUNITY]

Sequence: 11

---

**CM1PRE**

**CM1PRE**

NOT ON FILE

Now I'm going to read some statements about the community where {you live/SP lives}.

PRESS 1 AND ENTER TO CONTINUE

---

**CM1**

**cm5knowwell**

R5 CM2 PEOPL KNOW EACH OTHR WELL

**DISPLAY INSTRUCTIONS:**

Use "Same Question Stem" display.

Display CM1, 2, and 4 on the same screen.

**QUESTION TEXT:**

People in {this/SP's} community know each other very well. Do you agree a lot, a little, or do you not agree?

**CODES**

- |   |                |
|---|----------------|
| 1 | AGREE A LOT    |
| 2 | AGREE A LITTLE |
| 3 | DO NOT AGREE   |
|   | REFUSED        |
|   | DON'T KNOW     |
- 

**CM2**

**cm5willnghlp**

R5 CM2 PEOPL WILLG HLP EACH OTHR

**DISPLAY INSTRUCTIONS:**

Use "Same Question Stem" display.

Display CM1, 2, and 4 on the same screen.

**QUESTION TEXT:**

People in {this/SP's} community are willing to help each other. [Do you agree a lot, a little, or do you not agree?]

**CODES**

- |   |                |
|---|----------------|
| 1 | AGREE A LOT    |
| 2 | AGREE A LITTLE |
| 3 | DO NOT AGREE   |
|   | REFUSED        |
|   | DON'T KNOW     |
- 

**CM4**

**cm5peoptrstd**

R5 CM4 PEOPLE CAN BE TRUSTED

**DISPLAY INSTRUCTIONS:**

Use "Same Question Stem" display.

Display CM1, 2, and 4 on the same screen.

**QUESTION TEXT:**

People in {this/SP's} community can be trusted. [Do you agree a lot, a little, or do you not agree?]

**CODES**

- |   |                |
|---|----------------|
| 1 | AGREE A LOT    |
| 2 | AGREE A LITTLE |
| 3 | DO NOT AGREE   |
|   | REFUSED        |
|   | DON'T KNOW     |

**PROGRAMMER INSTRUCTIONS:**

GO TO SECTION TE – TECHNOLOGICAL ENVIRONMENT

---

---

## NHATS Round 5

Section TE [TECHNOLOGICAL ENVIRONMENT]

Sequence: 12

---

**TE1PRE**

**TE1PRE**

NOT ON FILE

**QUESTION TEXT:**

Now I have a few questions about the phones and computers {you/SP} may have in {your/his/her} {home/apartment/room/unit/suite/other}.

PRESS 1 AND ENTER TO CONTINUE

---

**TE1**

**te5cellphone**

R5 TE1 WORKING CELL PHONE

**QUESTION TEXT:**

{Do you/Does SP} have a working cell phone?

IF NEEDED: A cell phone is a phone that you can use anywhere you go.

**CODES**

- 1 YES
  - 2 NO
  - REFUSED
  - DON'T KNOW
- 

**TE3**

**te5othrphone**

R5 TE3 ONE PHONE OTHER THAN CELL

**QUESTION TEXT:**

Is there at least one working telephone in {your/SP's} {home/apartment/room/unit/suite/other} that is not a cell phone?

**CODES**

- 1 YES
  - 2 NO
  - REFUSED
  - DON'T KNOW
- 

**TE6**

**te5computer**

R5 TE6 HAS A WORKING COMPUTER

**QUESTION TEXT:**

{Do you/Does SP} have a working computer in {your/his/her} {home/apartment/room/unit/suite/other}?

IF NEEDED: Please include desktops and laptop computers only, not cell phones that go on the Internet or online.

**CODES**

- 1 YES TE8A
  - 2 NO
  - 7 YES, DOESN'T KNOW HOW TO USE A COMPUTER TE8A
  - REFUSED
  - DON'T KNOW
- 

**TE8**

**te5compoth**

R5 TE8 USED COMPUTER ANYWHRE ELS

**DISPLAY INSTRUCTIONS:**

If STRUCTURE flag = 2 (multi-unit), display "in {your/his/her} building,".

---

**QUESTION TEXT:**

In the last month, {have you/has SP} used a computer anywhere else?  
IF NEEDED: Other places include {in {your/his/her} building,} at a library, or at a friend or family member's home.

**CODES**

- 1 YES
- 2 NO
- REFUSED
- DON'T KNOW

**TE8A**

**te5tablet**

R5 TE8A SP HAS A TABLET COMPUTER

**QUESTION TEXT:**

{Do you/Does SP} have a tablet computer like the iPad that works by touching the screen?  
IF NEEDED: By tablet computer we mean devices like the iPad, Kindle Fire, Galaxy, or Xoom that let you go online and that work by touching the screen. Do not include eBook readers like the Nook or Kindle.

**CODES**

- 1 YES
- 2 NO
- 7 YES, DOESN'T KNOW HOW TO USE
- REFUSED
- DON'T KNOW

**BOX TE9**

**BOX TE9**

NOT ON FILE

**QUESTION TEXT:**

If TE1 = 2 (NO CELL PHONE) and TE6 = 2 (NO COMPUTER) and TE8 = 2 (NO COMPUTER USE ELSEWHERE) and [TE8A=2 (NO TABLET COMPUTER) or TEA=7 (YES, DOESN'T KNOW HOW TO USE)], go to Section MD – Mobility Devices.  
If TE1 = 2 (NO CELL PHONE) and TE6 = 7 (DOESN'T KNOW HOW TO USE COMPUTER) and [TE8A=2 (NO TABLET COMPUTER) or TEA=7 (YES, DOESN'T KNOW HOW TO USE)] [TE8A=2 (NO TABLET COMPUTER) or TEA=7 (YES, DOESN'T KNOW HOW TO USE)] go to Section MD – Mobility Devices.  
Otherwise, go to TE9.

**TE9**

**te5emailtext**

R5 TE9 EMAIL OR TEXTING

**QUESTION TEXT:**

In the last month, {have you/has SP} ever sent messages by email or texting?  
IF NEEDED: Texting is like email but usually done on a phone.

**CODES**

- 1 YES
- 2 NO
- REFUSED
- DON'T KNOW
- TE11
- TE11
- TE11

**TE10**

**te5oftnemail**

R5 TE10 EMAIL OR TEXTING OFTEN

**QUESTION TEXT:**

In the last month, how often did {you/SP} send messages by email or texting? Would you say most days, some days or rarely?

**CODES**

- 1 MOST DAYS
- 2 SOME DAYS
- 3 RARELY
- REFUSED
- DON'T KNOW

**TE11**

**te5online**

R5 TE11 ONLINE COMPUTER USE

**DISPLAY INSTRUCTIONS:**

If TE9 = 1 (YES), display "Besides email or texting," and "other".

**QUESTION TEXT:**

In the last month, {besides email or texting, }{have you/has SP} ever gone on the Internet or online for any {other} reason?

**CODES**

- 1 YES
- 2 NO SECTION MD
- REFUSED SECTION MD
- DON'T KNOW SECTION MD

**TE12**

**te5shoponli1**

R5 TE12A INTERNET SHOP GROCERY

**te5shoponli2**

R5 TE12B INTERNET BANKING

**te5shoponli3**

R5 TE12C INTERNET ORDR REFL RX

**te5socialnet**

R5 TE12D SOCIAL NETWORK SITES

**DISPLAY INSTRUCTIONS:**

Use "Same Question Stem" display

If at TE12a, do not display question text in brackets.  
Otherwise, display question text in brackets

**QUESTION TEXT:**

{[ ]}In the last month, {have you/has SP} gone on the Internet or online to{[ ]}

{variable text [a-D]}

RESPONSE [1] a. shop for groceries or personal items?

IF NEEDED: By personal items, we mean things like toiletries that you can buy at the grocery or drug store?

RESPONSE [2] b. pay bills or do banking?

RESPONSE [3] c. order or refill prescriptions?

RESPONSE [4] d. visit social network sites?

IF NEEDED: These include sites where you can keep in touch with friends, like Facebook or LinkedIn.

**CODES**

- 1 YES
- 2 NO

REFUSED  
DON'T KNOW

**PROGRAMMER INSTRUCTIONS:**

Array the responses and variable text columns in the panel.  
Display 'variable text' in the a-d sequence until all rows have been displayed

---

<b>TE13</b>	<b>te5intrntmd1</b>	R5 TE13A INTERNET MEDICAL PROVDR
	<b>te5intrntmd2</b>	R5 TE13B INTERNET INSURANCE INFO
	<b>te5intrntmd3</b>	R5 TE13C INTERNET HEALTH CONDS

**DISPLAY INSTRUCTIONS:**

Use "Same Question Stem" display  
Display "year" in underlined text.

If at TE13a, do not display question text in brackets. Otherwise, display question text in brackets

**QUESTION TEXT:**

{[] In the last year, {have you/has SP} gone on the Internet or online to {}  
  
{variable text [a-c]}  
  
RESPONSE [1] a. contact any of {your/his/her} medical providers?  
IF NEEDED: This includes making or changing medical appointments, getting test results, requesting referrals or prescriptions, or to get advice.  
  
RESPONSE [2] b. handle Medicare or other health insurance matters?  
IF NEEDED: This includes going to Medicare's website or another insurer's website to find out what is covered, compare plans or providers, find out about bills, or file a claim.  
  
RESPONSE [3] c. get information about {your/his/her} health conditions?

**CODES**

- 1 YES
- 2 NO
- REFUSED
- DON'T KNOW

**PROGRAMMER INSTRUCTIONS:**

Array the responses and variable text columns in the panel.  
Display 'variable text' in the a-c sequence until all rows have been displayed

GO TO SECTION MD – Mobility Devices

---

---

## NHATS Round 5

Section MD [MOBILITY DEVICES]

Sequence: 13

---

**BOX MD1PRE**

**BOX MD1PRE**

NOT ON FILE

If DECEASED flag = 1 (YES) and NOTMOBILE flag = 1 (YES), go to Section SC - Self Care Activities.  
Otherwise, go to MD1PRE.

---

**MD1PRE**

**MD1PRE**

NOT ON FILE

**DISPLAY INSTRUCTIONS:**

If DECEASED flag = 1 (YES), display "SP may have used".  
Otherwise, display "you use/SP uses".

**QUESTION TEXT:**

The next questions are about items that {you use/SP uses} {SP may have used} to help {you/him/her} get around more easily, safely, or on {your/his/her} own.

PRESS 1 AND ENTER TO CONTINUE

---

**MD1**

**md5canewalker**

R5 MD1 USED CANE WALKER WHLCHAIR

**DISPLAY INSTRUCTIONS:**

If DECEASED flag = 1 (YES), display "of {his/her} life, did {SP} use". Otherwise, display ", have you/has {SP} used".

**QUESTION TEXT:**

In the last month {of {his/her} life, did {SP} use/, {have you/has {SP} used} a cane, walker, wheelchair, or scooter, yes or no?

PRESS F1 FOR HELP SCREEN

---

**CODES**

1	YES
2	NO
	REFUSED
	DON'T KNOW

---

**BOX MD2**

**BOX MD2**

NOT ON FILE

If DECEASED flag = 1 (YES), and MD1 = 2 (NO), DK, or RF, go to Section CP - Cognition (Proxy).  
Else if MD1 = 2 (NO), DK, or RF, go to Section SS - Sensory Impairments and Symptoms.  
Otherwise, go to MD2.

---

**MD2**

**md5cane**

R5 MD2 USED A CANE

**DISPLAY INSTRUCTIONS:**

If DECEASED flag = 1 (YES), display "of {his/her} life".

**QUESTION TEXT:**

In the last month {of {his/her} life}, which did {you/SP} use?  
a cane?



**CODES**

- 1 YES
- 2 NO
- REFUSED
- DON'T KNOW

**PROGRAMMER INSTRUCTIONS:**

If 1 is selected, set CANE flag = 1 (yes).

---

**MD3**

**md5walker**

R5 MD3 USED A WALKER

**DISPLAY INSTRUCTIONS:**

If DECEASED flag = 1 (YES), display "of {his/her} life".

**QUESTION TEXT:**

In the last month {of {his/her} life}, which did {you/SP} use?

a walker?

IF NEEDED: This includes standard walkers without wheels, rolling and wheeled walkers, and rollators.

**CODES**

- 1 YES
- 2 NO
- REFUSED
- DON'T KNOW

**PROGRAMMER INSTRUCTIONS:**

If 1 is selected, set WALKER flag = 1 (yes).

---

**MD4**

**md5wheelchar**

R5 MD4 USED A WHEELCHAIR

**DISPLAY INSTRUCTIONS:**

If DECEASED flag = 1 (YES), display "of {his/her} life".

**QUESTION TEXT:**

In the last month {of {his/her} life}, which did {you/SP} use?

a walker?

IF NEEDED: This includes standard walkers without wheels, rolling and wheeled walkers, and rollators.

**CODES**

- 1 YES
- 2 NO
- REFUSED
- DON'T KNOW

**PROGRAMMER INSTRUCTIONS:**

If 1 is selected, set WHEELCHAIR flag = 1 (yes).

---

**BOX MD4A**

**BOX MD4A**

NOT ON FILE

If DECEASED flag = 1 (YES), go to MD5.

Else if MD4 = 1 (YES), go to MD4a.

Otherwise, go to MD5.

---

**MD4A****md5wheelcrspc**

R5 MD4A WHEELCHAIR IN LIVNG SPACE

**DISPLAY INSTRUCTIONS:**

Display image of wheelchair.

**QUESTION TEXT:**

{Do you/does SP} have that wheelchair with {you/him/her} where {you live/SP lives}?

IF NEEDED: This includes manual, power, electric, or motorized wheelchairs.

**CODES**

- |   |            |
|---|------------|
| 1 | YES        |
| 2 | NO         |
|   | REFUSED    |
|   | DON'T KNOW |

**PROGRAMMER INSTRUCTIONS:**

If 1 is selected, set WHEELCHAIR HOME flag = 1 (yes).

---

**MD5****md5scooter**

R5 MD5 USE A SCOOTER

**DISPLAY INSTRUCTIONS:**

Display image of scooter.

If DECEASED flag = 1 (YES), display "of {his/her} life".

**QUESTION TEXT:**

SHOW CARD MD2

[In the last month {of {his/her} life}, did {you/SP} use  
a scooter?

IF NEEDED: This includes electric or power scooters that are used for travel.

**CODES**

- |   |            |
|---|------------|
| 1 | YES        |
| 2 | NO         |
|   | REFUSED    |
|   | DON'T KNOW |

**PROGRAMMER INSTRUCTIONS:**

If 1 is selected, set SCOOTER flag = 1 (yes)

If MD1 = 1 (used device in last month) and MD2 = 2 (didn't use cane) and MD3 = 2 (didn't use walker) and MD4 = 2 (didn't use wheelchair) and MD5 = 2 (didn't use scooter), display error message #7.

---

**BOX MD5A****BOX MD5A**

NOT ON FILE

If DECEASED flag = 1 (YES), go to Section CP - Cognition (Proxy).  
Else if MD5 = 1, go to MD5a.  
Otherwise, go to Section SS - Sensory Impairments and Symptoms.

---

**DISPLAY INSTRUCTIONS:**

Display image of scooter.

**QUESTION TEXT:**

{Do you/Does SP} have that (power) scooter with {you/him/her} where {you live/he lives/she lives}?

**CODES**

1	YES	Section SS
2	NO	Section SS
	REFUSED	Section SS
	DON'T KNOW	Section SS

**PROGRAMMER INSTRUCTIONS:**

If 1 is selected, set SCOOTERHOME flag = 1 (yes)

Flag Variables Set in MD Section	
f15cane	R5 F MD SP USES CANE
f15walker	R5 F MD SP USES WALKER
f15wheelchr	R5 F MD SP USES WHEELCHAIR
f15whlchrhom	R5 F MD SP HAS WHEELCHR AT HOME
f15scooter	R5 F MD SP USES SCOOTER
f15scooterho	R5 F MD SP USES SCOOTER AT HOME

---

## NHATS Round 5

Section SS [SENSORY IMPAIRMENTS AND SYMPTOMS]

Sequence: 14

---

**SS3PRE**

**SS3PRE**

NOT ON FILE

**QUESTION TEXT:**

Now let's talk about how well {you hear/SP hears}.

PRESS 1 AND ENTER TO CONTINUE

---

**SS3**

**ss5heringaid**

R5 SS3 HEARING AID USED

**DISPLAY INSTRUCTIONS:**

DISPLAY QUESTION TEXT "In the last month" AS BOLD UNDERLINED TEXT

**QUESTION TEXT:**

In the last month, {have you/has {he/she}} used a hearing aid or other hearing device?

**CODES**

1	YES	
2	NO	
7	DEAF	SS7PRE
	REFUSED	
	DON'T KNOW	

**PROGRAMMER INSTRUCTIONS:**

IF SS3 = 7 (DEAF), set DEAF flag = 1 (YES)

---

**SS4A**

**ss5hearphone**

R5 SS4A SP CAN USE TELEPHONE

**DISPLAY INSTRUCTIONS:**

Use "Same Question Stem" display.

IF SS3=1 (YES, HEARING AID) DISPLAY "When {you use/SP uses} a hearing aid, {do you/does {he/she}}..." "

ELSE DISPLAY "{Do you/Does SP}..." "

**QUESTION TEXT:**

{When {you use/SP uses} a hearing aid, {do you/does {he/she}}/{Do you/Does SP}} hear well enough to use the telephone?

**CODES**

1	YES	
2	NO	
	REFUSED	
	DON'T KNOW	

---

**SS4B**

**ss5convwradi**

R5 SS4B CONVERSATION WITH TV RADIO

**DISPLAY INSTRUCTIONS:**

Use "Same Question Stem" display.

IF SS3=1 (YES, HEARING AID) DISPLAY "When {you use/SP uses} a hearing aid, {do you/does {he/she}}..." "

ELSE DISPLAY "{Do you/Does SP}..." "

**QUESTION TEXT:**

{When {you use/SP uses} a hearing aid, {do you/does {he/she}}/{Do you/Does SP}} hear well enough to carry on a conversation in a room with a radio or TV playing?

**CODES**

1	YES	SS7PRE
2	NO	
	REFUSED	
	DON'T KNOW	

**SS4C****ss5convquiet**

R5 SS4C CONVERS IN QUIET ROOM

**DISPLAY INSTRUCTIONS:**

Use "Same Question Stem" display.

IF SS3=1 (YES, HEARING AID) DISPLAY "When {you use/SP uses} a hearing aid, {do you/does {he/she}}..."

ELSE DISPLAY "{Do you/Does SP}..."

**QUESTION TEXT:**

{When {you use/SP uses} a hearing aid, {do you/does {he/she}}/{Do you/Does SP}} hear well enough to carry on a conversation in a quiet room?

**CODES**

1	YES
2	NO
	REFUSED
	DON'T KNOW

**SS7PRE****SS7PRE**

NOT ON FILE

Now I have a few questions about how well {you/SP} can see.

PRESS 1 AND ENTER TO CONTINUE

**SS7****ss5glasseswr**

R5 SS7 WEARS GLASSES CONTACTS

**DISPLAY INSTRUCTIONS:**

DISPLAY QUESTION TEXT "at a distance" IN BOLD UNDERLINE TEXT

**QUESTION TEXT:**

{Do you/Does SP} wear glasses or contacts to help {you/him/her} see things at a distance?

**CODES**

1	YES	
2	NO	
7	BLIND	SS13PRE
	REFUSED	
	DON'T KNOW	

**PROGRAMMER INSTRUCTIONS:**

If SS7 = 7 (BLIND), set BLIND flag = 1 (YES).

**SS8A****ss5seewellst**

R5 SS8B SEES ACROSS THE STREET

**DISPLAY INSTRUCTIONS:**

Use "Same Question Stem" display.

IF SS7=1 (GLASSES/CONTACTS FOR DISTANCE) THEN DISPLAY "When {you use/SP uses} glasses or contacts, {do you/does {he/she}}..."

ELSE DISPLAY "{Do you/Does SP}..."

**QUESTION TEXT:**

{When {you use/SP uses} glasses or contacts, {do you/does {he/she}}/{Do you/Does SP}} see well enough to recognize someone across the street?

**CODES**

1	YES	Ss10
2	NO REFUSED DON'T KNOW	

---

**SS8B**

**ss5seetvgl**

R5 SS8B TV ACROSS ROOM W GLASSES

**DISPLAY INSTRUCTIONS:**

Use "Same Question Stem" display.

IF SS7=1 (GLASSES/CONTACTS FOR DISTANCE) THEN DISPLAY "When {you use/SP uses} glasses or contacts, {do you/does {he/she}}..."

ELSE DISPLAY "{Do you/Does SP}..."

**QUESTION TEXT:**

{When {you use/SP uses} glasses or contacts, {do you/does {he/she}}/{Do you/Does SP}} see well enough to watch television across the room?

**CODES**

1	YES	
2	NO REFUSED DON'T KNOW	

---

**SS10**

**ss5glasscls**

R5 SS10 WEAR GLS CONTCS SEE CLOS

**DISPLAY INSTRUCTIONS:**

DISPLAY QUESTION TEXT "close up" AS BOLD UNDERLINED TEXT

**QUESTION TEXT:**

{Do you/Does SP} wear glasses or contacts to help {you/him/her} see things close up?

**CODES**

1	YES	
2	NO REFUSED DON'T KNOW	

---

**SS11**

**ss5othvisaid**

R5 SS11 USED OTHER VISION AIDS

**QUESTION TEXT:**

In the last month, did {you/SP} use other vision aids such as a magnifying glass to help {you/him/her} see things close up?

IF NEEDED: Vision aids include things like a magnifying glass, large-print books, and other tools to help people with vision impairments.

**CODES**

- 1 YES
- 2 NO
- REFUSED
- DON'T KNOW

**SS12**

**ss5glrednewp**

R5 SS12 CAN READ NEWSPAPER PRINT

**DISPLAY INSTRUCTIONS:**

IF SS10 =1 (GLASSES OR CONTACTS FOR CLOSE UP) ) AND SS11=1 (VISION AID) DISPLAY "When {you use/SP uses} glasses or contacts and vision aids", and "do you/does {he/she}"

ELSE IF SS10=1 (GLASSES OR CONTACTS FOR CLOSE UP) AND SS11 <> 1 DISPLAY "When {you use/SP uses} glasses or contacts", and "do you/does {he/she}"

ELSE IF SS11=1 (VISION AID) DISPLAY "When {you use/SP uses} vision aids", and "do you/does {he/she}"

ELSE DISPLAY "{Do you/Does SP}"

**QUESTION TEXT:**

{When {you use/SP uses} glasses or contacts/When {you use/SP uses} vision aids/When {you use/SP uses} glasses or contacts and vision aids}, {{do you/does {he/she}} /{{Do you/Does SP}} see well enough to read newspaper print?

**CODES**

- 1 YES
- 2 NO
- REFUSED
- DON'T KNOW

**SS13PRE**

**SS13PRE**

NOT ON FILE

**QUESTIONS TEXT:**

Now I have some questions about health related problems that {you/SP} may have had in the last month.

PRESS 1 AND ENTER TO CONTINUE

**SS13**

**ss5probchswl**

R5 SS13 PROBLEMS CHEW OR SWALLOW

**DISPLAY INSTRUCTIONS:**

DISPLAY QUESTION TEXT "in the last month" AS BOLD UNDERLINED TEXT

**QUESTION TEXT:**

In the last month, did {you/SP} have problems with chewing or swallowing that caused difficulty when {you/he/she} ate?

**CODES**

- 1 YES
- 2 NO
- REFUSED
- DON'T KNOW

**SS14**

**ss5probspeak**

R5 SS14 PROBLEMS SPEAKING

**DISPLAY INSTRUCTIONS:**

DISPLAY QUESTION TEXT "in the last month" AS BOLD UNDERLINED TEXT

**QUESTION TEXT:**

In the last month because of {your/SP's} health, did {you/he/she} have any problems in speaking or in making {yourself/herself/himself} understood when {you talk/he talks/she talks)?

**CODES**

- 1 YES
- 2 NO
- REFUSED
- DON'T KNOW

**SS15**

ss5painbothr

R5 SS15 BOTHERED BY PAIN

**DISPLAY INSTRUCTIONS:**

DISPLAY QUESTION TEXT "in the last month" AS BOLD UNDERLINED TEXT

**QUESTION TEXT:**

In the last month, {have you/has {he/she}} been bothered by pain?

**CODES**

- 1 YES
  - 2 NO
  - REFUSED
  - DON'T KNOW
- SS18A  
SS19  
SS19

**SS17**

ss5painlimts

R5 SS17 PAIN EVER LIMTS ACTIVIT

**DISPLAY INSTRUCTIONS:**

DISPLAY QUESTION TEXT "in the last month" AS BOLD UNDERLINED TEXT

**QUESTION TEXT:**

In the last month, has pain ever limited {your/SP's} activities?

**CODES**

- 1 YES
- 2 NO
- REFUSED
- DON'T KNOW

**SS18A**

ss5painmedof

R5 SS18A LST MNTH OFTEN PAIN MED

**QUESTION TEXT:**

SHOWCARD SS1

In the last month, how often did {you/SP} take medication for pain? Would you say every day, most days, some days, rarely or never?

IF NEEDED: Include medications {you/{he/she}} took to treat or prevent pain.

**CODES**

- 1 EVERY DAY (7 DAYS A WEEK)
- 2 MOST DAY S(5-6 DAYS A WEEK)
- 3 SOME DAY S(2-4 DAYS A WEEK)
- 4 RARELY (ONCE A WEEK OR LESS)
- 5 NEVER
- REFUSED
- DON'T KNOW



**BOX SS18B****BOX SS18B**

NOT ON FILE

If SS15=1 (PAIN) or SS18A=1 (PAIN MEDS EVERY DAY), 2 (PAIN MEDS MOST DAYS), 3 (PAIN MEDS SOME DAYS), or 4 (PAIN MEDS RARELY), go to SS18B  
 Otherwise, go to SS19

**SS18B**

ss5painwhe1	R5 SS18B BACK PAIN IN LAST MNTH
ss5painwhe2	R5 SS18B HIP PAIN IN LAST MONTH
ss5painwhe3	R5 SS18B KNEE PAIN INLAST MNTH
ss5painwhe4	R5 SS18B FOOT PAIN IN LAST MNTH
ss5painwhe5	R5 SS18B HAND PAIN IN LAST MNTH
ss5painwhe6	R5 SS18B WRIST PAIN IN LAST MNTH
ss5painwhe7	R5 SS18B SHOULDR PAIN LAST MNTH
ss5painwhe8	R5 SS18B HEAD PAIN IN LAST MNTH
ss5painwhe9	R5 SS18B NECK PAIN IN LAST MNTH
ss5painwhe10	R5 SS18B ARM PAIN IN LAST MNTH
ss5painwhe11	R5 SS18B LEG PAIN IN LAST MNTH
ss5painwhe12	R5 SS18B STOMACH PAIN LAST MNTH
ss5painwhe13	R5 SS18B OTHR SPCFY PAIN LST MO

**QUESTION TEXT:**

SHOW CARD SS2

Please look at this card and tell me where {you have/SP has} had pain in the last month.

IF NEEDED: Include places for which {you/{he/she}} took medications to treat or prevent pain.

SELECT ALL THAT APPLY

<b>CODES</b>	<b>Code All That Apply</b>	
1	BACK	SS19
2	HIPS	SS19
3	KNEES	SS19
4	FEET	SS19
5	HANDS	SS19
6	WRISTS	SS19
7	SHOULDERS	SS19
8	HEAD	SS19
9	NECK	SS19
10	ARMS	SS19
11	LEGS	SS19
12	STOMACH	SS19
91	OTHER PLACES (SPECIFY)	

**SS18C****SS18C**

NOT ON FILE

**QUESTION TEXT:**

SPECIFY OTHER PLACES SP HAD PAIN

ENTER TEXT

Length

50

---

**SS19**

**ss5probbreat**

R5 SS19 BREATHING PROBLEMS

**QUESTION TEXT:**

In the last month, did {you/SP} have any breathing problems, including shortness of breath or difficulty breathing?

**CODES**

1	YES	
2	NO	SS21
	REFUSED	SS21
	DON'T KNOW	SS21

---

**SS20**

**ss5probrlimt**

R5 SS20 BREATH PROBLEMS LIMIT ACTIV

**QUESTION TEXT:**

In the last month, did {your/SP's} breathing problems ever limit {your/his/her} activities?

**CODES**

1	YES	
2	NO	
	REFUSED	
	DON'T KNOW	

---

**SS21**

**ss5strnglmup**

R5 SS21 UPPER BODY STRENGTH LIMIT

**QUESTION TEXT:**

In the last month, did {you/SP} have limited strength or movement in {your/his/her} shoulders, arms, or hands?

**CODES**

1	YES	
2	NO	SS23
	REFUSED	SS23
	DON'T KNOW	SS23

---

**SS22**

**ss5uplimtact**

R5 SS22 UP BODY STRENGTH LIMIT ACT

**QUESTION TEXT:**

In the last month, did this problem with {your/SP's} shoulders, arms, or hands ever limit {your/his/her} activities?

**CODES**

1	YES	
2	NO	
	REFUSED	
	DON'T KNOW	

---

**SS23**

**ss5lwrbdstr**

R5 SS23 LOWER BODY STRENGTH LIMIT

**QUESTION TEXT:**

In the last month, did {you/SP} have limited strength or movement in {your/his/her} hips, legs, knees, or feet?

**CODES**

1	YES	
2	NO	SS25
	REFUSED	SS25
	DON'T KNOW	SS25

---

**SS24**

**ss5lwrbodimp**

R5 SS24 LWER BOD STRNGTH IMT ACT

**QUESTION TEXT:**

In the last month, did this problem with {your/SP's} hips, legs, knees, or feet ever limit {your/his/her} activities?

**CODES**

1	YES	
2	NO	
	REFUSED	
	DON'T KNOW	

---

**SS25**

**ss5lowenergy**

R5 SS26 LOW ENERGY IN LAST MONTH

**QUESTION TEXT:**

In the last month, did {you/SP} have low energy or {were you/was SP} easily exhausted?

**CODES**

1	YES	
2	NO	SS27
	REFUSED	SS27
	DON'T KNOW	SS27

---

**SS26**

**ss5loenlmtat**

R5 SS26 LOW ENERGY EVER LIM ACT

**QUESTION TEXT:**

In the last month, did {your/SP's} low energy or exhaustion ever limit {your/his/her} activities?

**CODES**

1	YES	
2	NO	
	REFUSED	
	DON'T KNOW	

---

**SS27**

**ss5prbbalcrd**

R5 SS27 BALANCE OR COORD PROBS

**QUESTION TEXT:**

In the last month, did {you/SP} have problems with balance or coordination?

**CODES**

1	YES	
2	NO	SECTION PC
	REFUSED	SECTION PC
	DON'T KNOW	SECTION PC

---

**SS28**

**ss5prbbalcnt**

R5 SS28 BAL COORD PROB LIMIT ACT

**QUESTION TEXT:**

In the last month, did {your/SP's} balance or coordination problems ever limit {your/SP's} activities?

**CODES**

- 1 YES
- 2 NO
- REFUSED
- DON'T KNOW

**PROGRAMMER INSTRUCTIONS:**

Go to Section PC – Physical Capacity

---

<b>Flag Variables Set in SS Section</b>	
<b>f15deaf</b>	R5 F SS DEAF PRIOR OR CURRENT ROUND
<b>f15blind</b>	R5 F SS BLIND PRIOR OR CURRENT ROUND

---

## NHATS Round 5

Section PC [PHYSICAL CAPACITY]

Sequence: 15

---

**PC1PRE**

**PC1PRE**

NOT ON FILE

**DISPLAY INSTRUCTIONS:**

IF CANE FLAG=1 (YES) OR WALKER FLAG=1 (YES) DISPLAY "and without {your/his/her}...". DISPLAY TEXT "without" AS BOLD UNDERLINED TEXT.

IF CANE FLAG=1 (YES) AND WALKER FLAG <> 1 (YES), DISPLAY "cane".  
ELSE IF CANE FLAG=1 (YES) AND WALKER FLAG=1 (YES), DISPLAY "cane or walker".  
ELSE IF CANE FLAG <> 1 (YES) AND WALKER FLAG=1 (YES), DISPLAY "walker".

**QUESTION TEXT:**

We are interested in whether {you have /SP has} difficulty with physical movements when {you do/he does/she does} them without help from another person {and without {your/his/her}{cane/walker/cane or walker}}.

PRESS 1 AND ENTER TO CONTINUE

---

**PC1**

**pc5walk6blks**

R5 PC1 ABLE TO WALK 6 BLOCKS

**DISPLAY INSTRUCTIONS:**

IF CANE FLAG=1 (YES) OR WALKER FLAG=1 (YES) DISPLAY "and without {your/his/her}...".

DISPLAY TEXT "able" and "6 blocks" and "without" AS BOLD UNDERLINED TEXT

IF CANE FLAG=1 (YES) AND WALKER FLAG <> 1 (YES), DISPLAY "cane".  
ELSE IF CANE FLAG=1 (YES) AND WALKER FLAG=1 (YES), DISPLAY "cane or walker".  
ELSE IF CANE FLAG <> 1 (YES) AND WALKER FLAG=1 (YES), DISPLAY "walker".

**QUESTION TEXT:**

In the last month, {were you/was SP} able to... walk 6 blocks, or about half a mile, by {yourself/himself/herself} {and without {your/his/her}{cane/walker/cane or walker}}?

**CODES**

1	YES	PC3
2	NO	
	REFUSED	
	DON'T KNOW	

---

**PC2**

**pc5walk3blks**

R5 PC2 ABLE TO WALK 3 BLOCKS

**DISPLAY INSTRUCTIONS:**

IF CANE FLAG=1 (YES) OR WALKER FLAG=1 (YES) DISPLAY "and without {your/his/her}...".

DISPLAY TEXT "able" and "3 blocks" and "without" AS BOLD UNDERLINED TEXT.

IF CANE FLAG=1 (YES) AND WALKER FLAG <> 1 (YES), DISPLAY "cane".  
ELSE IF CANE FLAG=1 (YES) AND WALKER FLAG=1 (YES), DISPLAY "cane or walker".  
ELSE IF CANE FLAG <> 1 (YES) AND WALKER FLAG=1 (YES), DISPLAY "walker".

**QUESTION TEXT:**

[In the last month, {were you/was SP} able to... ] walk 3 blocks by {yourself/himself/herself} {and without {your/his/her} {cane/walker/cane or walker}}?

**CODES**

- 1 YES
- 2 NO  
REFUSED  
DON'T KNOW

---

**PC3**

**pc5up2ostair**

R5 PC3 ABLE TO WALK UP 20 STAIRS

**DISPLAY INSTRUCTIONS:**

IF CANE FLAG=1 (YES), DISPLAY "and without {your/his/her} cane".

DISPLAY TEXT "able" and "20 stairs" and "without" AS BOLD UNDERLINED TEXT.

**QUESTION TEXT:**

[In the last month, {were you/was SP} able to... ] walk up 20 stairs (about two flights) by {yourself/himself/herself} {and without {your/his/her} cane}?

**CODES**

- 1 YES PC5
- 2 NO  
REFUSED  
DON'T KNOW

---

**PC4**

**pc5up1ostair**

R5 PC4 ABLE TO WALK UP 10 STAIRS

**DISPLAY INSTRUCTIONS:**

DISPLAY QUESTION TEXT "able" and "10 stairs" AND "without" AS BOLD UNDERLINED TEXT.

IF CANE FLAG=1 (YES), DISPLAY "and without {your/his/her} cane".

**QUESTION TEXT:**

[In the last month, {were you/was SP} able to... ] walk up 10 stairs by {yourself/himself/herself} {and without {your/his/her} cane}?

**CODES**

- 1 YES
- 2 NO  
REFUSED  
DON'T KNOW

---

**PC5**

**pc5car2opnds**

R5 PC5 ABLE TO CARRY 20 POUNDS

**DISPLAY INSTRUCTIONS:**

IF CANE FLAG=1 (YES) OR WALKER FLAG=1 (YES), DISPLAY "and without {your/his/her}...". DISPLAY TEXT "without" AS BOLD UNDERLINED TEXT.

IF CANE FLAG=1 (YES) AND WALKER FLAG <> 1 (YES), DISPLAY "cane".

ELSE IF CANE FLAG=1 (YES) AND WALKER FLAG=1 (YES), DISPLAY "cane or walker".  
ELSE IF CANE FLAG <> 1 (YES) AND WALKER FLAG=1 (YES), DISPLAY "walker".

DISPLAY TEXT "able" and "20 pounds" AS BOLD UNDERLINED TEXT.

**QUESTION TEXT:**

[In the last month, {were you/was SP} able to... ] lift and carry 20 pounds, or two full bags of groceries, by {yourself/himself/herself} {and without {your/his/her}{cane/walker/cane or walker}}?

**CODES**

1	YES	PC7
2	NO	
	REFUSED	
	DON'T KNOW	

---

**PC6**

**pc5car10pnob**

R5 PC6 CARRY A 10 POUND OBJECT

**DISPLAY INSTRUCTIONS:**

IF CANE FLAG=1 (YES) OR WALKER FLAG=1 (YES), DISPLAY "and without {your/his/her}...". DISPLAY TEXT "without" AS BOLD UNDERLINED TEXT.

DISPLAY TEXT "able" and "10 pound" AS BOLD UNDERLINED TEXT.

IF CANE FLAG=1 (YES) AND WALKER FLAG <> 1 (YES), DISPLAY "cane".  
ELSE IF CANE FLAG=1 (YES) AND WALKER FLAG=1 (YES), DISPLAY "cane or walker".  
ELSE IF CANE FLAG <> 1 (YES) AND WALKER FLAG=1 (YES), DISPLAY "walker".

**QUESTION TEXT:**

[In the last month, {were you/was SP} able to... ] lift and carry a 10-pound object by {yourself/himself/herself} {and without {your/his/her}{cane/walker/cane or walker}}?

**CODES**

1	YES	
2	NO	
	REFUSED	
	DON'T KNOW	

---

**PC7**

**pc5geonknees**

R5 PC7 ABLE TO GET DOWN ON KNEES

**DISPLAY INSTRUCTIONS:**

DISPLAY TEXT "able" AS BOLD UNDERLINED TEXT.

**QUESTION TEXT:**

[In the last month, {were you/was SP} able to... ] get down on {your/his/her} knees and get back up without holding on to anyone or anything?

**CODES**

1	YES	PC9
2	NO	
	REFUSED	
	DON'T KNOW	

---

**PC8**

**pc5bendover**

R5 PC8 ABLE TO BEND OVER

**DISPLAY INSTRUCTIONS:**

DISPLAY QUESTION TEXT "able" AS BOLD UNDERLINED TEXT.

**QUESTION TEXT:**

[In the last month {were you/was SP} able to... ] bend over without holding on to anyone or anything?

**CODES**

- 1 YES
- 2 NO  
REFUSED  
DON'T KNOW

**PC9**

**pc5hvobovrhd**

R5 PC9 HEAVY OBJECT ABOVE HEAD

**DISPLAY INSTRUCTIONS:**

DISPLAY TEXT "able" IN BOLD UNDERLINED TEXT.

**QUESTION TEXT:**

[In the last month, {were you/was SP} able to... ] put a heavy book or other object on a shelf above {your/his/her} head?

**CODES**

- 1 YES PC11
- 2 NO  
REFUSED  
DON'T KNOW

**PC10**

**pc5rechovrhd**

R5 PC10 ABLE TO REACH OVERHEAD

**DISPLAY INSTRUCTIONS:**

DISPLAY TEXT "able" AS BOLD UNDERLINED TEXT.

**QUESTION TEXT:**

[In the last month, {were you/was SP} able to... ] reach up over {your/his/her} head without holding on to anyone or anything?

**CODES**

- 1 YES
- 2 NO  
REFUSED  
DON'T KNOW

**PC11**

**pc5opnjarwhd**

R5 PC11 OPEN SEALED JAR W HANDS

**DISPLAY INSTRUCTIONS:**

DISPLAY TEXT "able" AS BOLD UNDERLINED TEXT.

**QUESTION TEXT:**

[In the last month, {were you/was SP} able to... ] open a sealed jar using just {your/his/her} hands?



**CODES**

- 1 YES
- 2 NO
- REFUSED
- DON'T KNOW

SECTION CP

---

**PC12**

**pc5grpsmobj**

R5 PC12 ABLE GRASP SMALL OBJECTS

**DISPLAY INSTRUCTIONS:**

DISPLAY "able" IN BOLD UNDERLINED TEXT.

**QUESTION TEXT:**

[In the last month, {were you/was SP} able to ... ] use {your/his/her} fingers to grasp or handle small objects?

**CODES**

- 1 YES
- 2 NO
- REFUSED
- DON'T KNOW

**PROGRAMMER INSTRUCTIONS:**

Go to Section CP – Cognition (Proxy)

---

---

## NHATS Round 5

Section CP [COGNITION (PROXY)]

Sequence: 16

---

**BOX CP1PRE**

**BOX CP1PRE**

NOT ON FILE

If DECEASED flag = 1 (YES) and NOTALERT flag = 1 (YES), go to Section CL - Closing.  
Else if DECEASED flag = 1 (YES), go to CP1.  
Else if PROXY flag = 1 (YES), go to CP1PRE.  
Otherwise, go to Section CG Cognition (SP).

---

**CP1PRE**

**CP1PRE**

NOT ON FILE

**QUESTION TEXT:**

Part of this study is concerned with people's memory and ability to think about things.

PRESS 1 AND ENTER TO CONTINUE

---

**CP1**

**cp5memrygood**

R5 CP1 HOW GOOD MEMRY AT PRESENT

**DISPLAY INSTRUCTIONS:**

If DECEASED flag = 1 (YES), display "Next, how would you rate {SP}'s memory in the month before {he/she} died" and "was".  
Otherwise, display "First, how would you rate {SP}'s memory at the present time".  
DISPLAY "at the present time" IN BOLD UNDERLINED TEXT.

**QUESTION TEXT:**

{First, how would you rate {SP}'s memory at the present time/Next, how would you rate {SP}'s memory in the month before {he/she} died}? Would you say it {is/was} excellent, very good, good, fair, or poor?

**CODES**

1	EXCELLENT
2	VERY GOOD
3	GOOD
4	FAIR
5	POOR
	REFUSED
	DON'T KNOW

---

**BOX CP2**

**BOX CP2**

NOT ON FILE

If DECEASED flag = 1 (YES), go to Section MO - Mobility.  
Else if the PERSON ROSTER MEMBER flagged as the CURRENT INT PROXY was flagged as the LAST INT PROXY, go to CP3PRE.  
  
Else if IS9 = 30-37, or 92 (proxy is not a relative), go to CP2.  
Otherwise, go to CP3PRE.

---

**CP2**

**cp5knownspyr**

R5 CP2 KNOWN SP 4 AT LEAST A YR

**DISPLAY INSTRUCTIONS:**

Spell out month in question text (for example, display "March" rather than "3")

**QUESTION TEXT:**

Have you known {SP} for at least 1 year, that is since {CURRENT MONTH, YEAR - 1 year}?

**CODES**

- 1 YES
- 2 NO
- REFUSED
- DON'T KNOW

**CP3PRE**

**CP3PRE**

NOT ON FILE

**DISPLAY INSTRUCTIONS:**

If CP2 = 1 (KNOWN AT LEAST 1 YEAR) or IS9 = 2-29, 91 (PROXY IS RELATIVE), display “in the last several years”. Otherwise, display “since you have known {him/her}”.

**QUESTION TEXT:**

Now, I'd like to ask some questions about whether you have noticed any changes in {SP} {in the last several years/since you have known {him/her}} due to thinking or memory problems.

PRESS 1 AND ENTER TO CONTINUE

**BOX CP3**

**BOX CP3**

NOT ON FILE

If any of LAST INT CP3{a-h} = 3 (DEMENTIA, ALZHEIMERS REPORTED BY PROXY), go to CP4.

Otherwise, go to CP3.

**CP3**

**cp5chgthink1**

R5 CP3A SP DIFF REMEMBER DATE

**cp5chgthink2**

R5 CP3B SP REPEATS SELF

**cp5chgthink3**

R5 CP3C SP DIFF REMBER APPT

**cp5chgthink4**

R5 CP3D SP CHNG INTRST ACT HOB

**cp5chgthink5**

R5 CP3E SP DIFF WITH MONEY MGMT

**cp5chgthink6**

R5 CP3F SP DIFF LEARNG USE TOOL

**cp5chgthink7**

R5 CP3G SP PRBLMS WITH JDGMT

**cp5chgthink8**

R5 CP3H SP DLY PRBLMS W THINK MEM

**cp5dad8dem**

R5 D DEMENTIA REPORTED IN PRIOR AD8

**DISPLAY INSTRUCTIONS:**

Use "Same Question Stem" display.

If CP2 = 1 (KNOWN AT LEAST 1 YEAR) or IS9 = 2-29, 91 (PROXY IS RELATIVE), display “in the last several years”. Otherwise, display “since you have known {him/her}”.

Display the current response item text as a fill in the "IF NEEDED" statement.

If at CP3a-g, display “caused by a thinking or memory problem in {variable text [a-g]}”  
Else if at CP3h display “in {variable text [h]}”

If at CP3a, do not display question text in brackets.

Otherwise, display question text in brackets.

If at CP3a, display “first”

If at CP3b-CP3g, display “next”

If at CP3h, display “last”

**QUESTION TEXT:**

{[ ]}I'll read some statements about {him/her}. If there has been a change { in the last several years/since you have known {him/her}} caused by {his/her} thinking or memory problems, please say "Yes."

Otherwise say "No."{}  
 The {first/next/last} item is....  
 {variable text [a-h]}  
 IF NEEDED: Has there been a change caused by a thinking or memory problem in {variable text [a-g]]}{  
 variable text[h]]}?

RESPONSE [1] a. remembering the month or year  
 RESPONSE [2] b. repeating questions, stories, or statements  
 RESPONSE [3] c. amount of difficulty remembering appointments  
 RESPONSE [4] d. amount of interest in hobbies or activities  
 RESPONSE [5] e. amount of difficulty handling money matters like balancing a checkbook or paying bills  
 RESPONSE [6] f. amount of trouble learning how to use a tool, appliance or gadget, for example a TV remote control or microwave  
 RESPONSE [7] g. problems with judgment, for example falling for scams or buying inappropriate gifts  
 RESPONSE [8] h. daily problems with thinking or memory

**CODES**

- 1 YES, A CHANGE
- 2 NO, NO CHANGE
- 3 DEMEMENTIA/ALZHEIMER'S REPORTED BY PROXY  
REFUSED  
DON'T KNOW

**PROGRAMMER INSTRUCTIONS:**

Array the responses and variable text columns in the panel.  
 Display 'variable text' in the a-h sequence until all rows have been displayed

---

<b>CP4</b>	<b>cp5memcogpr1</b>	R5 CP4A LOST IN FAMILIAR ENVIRON
	<b>cp5memcogpr2</b>	R5 CP4B SP WANDERED OFF NO RETRN
	<b>cp5memcogpr3</b>	R5 CP4C SP ABLE LEFT ALONE 1 HR
	<b>cp5memcogpr4</b>	R5 CP4D SP HEARS SEES THNGS

**DISPLAY INSTRUCTIONS:**

Use "Same Question Stem" display  
 If at CP4a, do not display question text in brackets  
 Otherwise display question text in brackets

**QUESTION TEXT:**

{[] I have a few other questions. In the last year... {}  
 {variable text [a-d]}  
 RESPONSE[1] a. did {he/she} ever get lost in a familiar environment?  
 RESPONSE[2] b. did {he/she} ever wander off and not return by {himself/herself}?  
 RESPONSE[3] c. was {he/she} able to be left alone for an hour or so?  
 RESPONSE[4] d. did{he/she} hear or see things that were not really there?

**CODES**

- 1 YES
- 2 NO  
REFUSED  
DON'T KNOW

**PROGRAMMER INSTRUCTIONS:**

Array the responses and variable text columns in the panel  
Display "variable text" in the a-d sequence until all rows have been displayed

GO TO SECTION CG - COGNITION (SP)

---

<b>Derived Variables From Items in CP Section</b>	
---	--

<b>cp5dad8dem</b>	R5 D DEMENTIA REPORTED IN PRIOR AD8
-------------------	-------------------------------------

---

## NHATS Round 5

Section CG [COGNITION (SP)]

Sequence: 17

---

**BOX CG1PRE**

**BOX CG1PRE**

NOT ON FILE

If PROXY flag = 1 (yes), go to CG1APRE.

Otherwise go to CG2PRE.

---

**CG1APRE**

**CG1APRE**

NOT ON FILE

**QUESTION TEXT:**

There are a few questions that I would like to ask {SP} so that the study can better understand memory in people {his/her} age. Some may be hard to answer, but it is important to the study that we ask these.

PRESS 1 AND ENTER TO CONTINUE

---

**CG1A**

**cg5speaktop**

R5 CG1A SPEAK TO SP ASK QUES

**QUESTION TEXT:**

May I speak to {SP} and ask {him/her} a few questions?

**CODES**

1	YES	
2	NO	CG1D

---

**CG1B**

**CG1B**

NOT ON FILE

**QUESTION TEXT:**

IF SP IS NOT IN THE ROOM, ASK PROXY TO HAVE SP JOIN YOU

IF/WHEN SP IS IN THE ROOM, PRESS 1 AND ENTER TO CONTINUE

---

**CG1C**

**cg5quesremem**

R5 CG1C START W QUES ABOUT MEMRY

**QUESTION TEXT:**

I will start with a question about memory. Does that sound OK?

**CODES**

1	YES	CG6PRE
2	NO	
	REFUSED	
	DON'T KNOW	

---

**CG1D**

**cg5reascano1**

R5 CG1D SP CANT ANS DEMENTIA

**cg5reascano2**

R5 CG1D SP CANT ANS UNABLE SPEAK

**cg5reascano3**

R5 CG1D SP CANT ANS UNABLE HEAR

**cg5reascano4**

R5 CG1D SP CANT ANS SP REFUSED

---

<b>cg5reascano5</b>	R5 CG1D CANT ANS PROXY REFUSED
<b>cg5reascano6</b>	R5 CG1D SP CANT ANS NOT PRESENT
<b>cg5reascano7</b>	R5 CG1D SP CANT ANS SP TOO ILL
<b>cg5reascano8</b>	R5 CG1D SP CANT ANS LANG BARRIER
<b>cg5reascano9</b>	R5 CG1D SP CANT ANS OTHR SPECIFY

**QUESTION TEXT:**

What is the main reason you feel (you/he/she) cannot answer questions about memory?

SELECT ALL THAT APPLY

<b>CODES</b>	<b>Code All That Apply</b>	
1	SP HAS DEMENTIA/ALZHEIMER'S/ NOT ABLE	GO TO MO
2	SP IS UNABLE TO SPEAK	GO TO MO
3	SP IS UNABLE TO HEAR	GO TO MO
4	SP REFUSED	GO TO MO
5	PROXY REFUSED	GO TO MO
6	SP NOT PRESENT	GO TO MO
7	SP TOO ILL	GO TO MO
8	SP LANGUAGE BARRIER	GO TO MO
91	OTHER (SPECIFY)	

**CG1E**

**CG1E**

NOT ON FILE

**QUESTION TEXT:**

SPECIFY THE OTHER REASON SP CANNOT ANSWER QUESTIONS ABOUT MEMORY

**ENTER TEXT**

Length

255

**PROGRAMMER INSTRUCTIONS:**

Go to Section MO Mobility.

**CG2PRE**

**CG2PRE**

NOT ON FILE

**QUESTION TEXT:**

The next few questions are about people's memory and ability to think about things. It is important for the study to better understand memory in people as they age.

PRESS 1 AND ENTER TO CONTINUE

**CG2**

**cg5ratememry**

R5 CG2 RATE YOUR MEMORY

**DISPLAY INSTRUCTIONS:**

Display "at the present time" in bold underlined text.

**QUESTION TEXT:**

First, how would you rate your memory at the present time? Would you say it is excellent, very good, good, fair, or poor?

**CODES**

- 1 EXCELLENT
- 2 VERY GOOD
- 3 GOOD
- 4 FAIR
- 5 POOR
- REFUSED
- DON'T KNOW

**BOX CG3**

**BOX CG3**

NOT ON FILE

If CG2 =1 (excellent) or 2 (very good), go to CG4  
Otherwise go to CG3.

**CG3**

**cg5ofmemprob**

R5 CG3 OFTN MEMRY PROBS INTERFER

**QUESTION TEXT:**

SHOW CARD CG1

In the last month, how often did memory problems interfere with your daily activities? Would you say every day, most days, some days, rarely, or never?

**CODES**

- 1 EVERY DAY (7 DAYS A WEEK)
- 2 MOST DAYS (5-6 DAYS A WEEK)
- 3 SOMEDAYS (2-4 DAYS A WEEK)
- 4 RARELY (ONCE A WEEK OR LESS)
- 5 NEVER
- REFUSED
- DON'T KNOW

**CG4**

**cg5memcom1yr**

R5 CG4 MEMRY COMPARD TO 1 YR AGO

**DISPLAY INSTRUCTIONS:**

Display "1 year ago" in bold underlined text.

**QUESTION TEXT:**

SHOW CARD CG2

Compared to 1 year ago, would you say your memory is much better now, better now, about the same, worse now, or much worse now than it was then?

**CODES**

- 1 MUCH BETTER
- 2 BETTER
- 3 SAME
- 4 WORSE
- 5 MUCH WORSE
- REFUSED
- DON'T KNOW



**QUESTION TEXT:**

We're interested in how memory actually works. We find that even people with very good memories seem to forget some things from time to time. The next questions are a little different, but are often asked on studies about memory.

PRESS 1 AND ENTER TO CONTINUE

**CG6A****cg5todaydat1**

R5CG6Aa TODAY'S DATE CORRECT MNTH

**cg5todaydat2**

R5 CG6Ab TODAY'S DATE CORRECT DAY

**cg5todaydat3**

R5 CG6Ac TODAY'S DATE CORRECT YR

**cg5todaydat5**

R5 CG6Ad USED AID FOR MTH DAY YEAR

**DISPLAY INSTRUCTIONS:**

Use "Same Question Stem" display.

If at CG6a, do not display question text in brackets. Otherwise, display question text in brackets.  
Spell out month in question text and also as a numeric date as indicated in interviewer question text.  
If at CG6a, display "IF SP DID NOT ALREADY MENTION THE MONTH, PROBE: What is the month?"  
If at CG6b, display "IF SP DID NOT ALREADY MENTION THE DAY, PROBE: What is the day?"  
If at CG6c, display "IF SP DID NOT ALREADY MENTION THE YEAR, PROBE: What is the year?"

Display "month", "day" and "year" in each of the probes in bold underlined text.

For display of "TODAY'S DATE IS:" display TODAY'S date.

Display "MONTH", "DAY", and "YEAR" in bold underlined text.

**QUESTION TEXT:**

{ } Without looking at a calendar or watch, please tell me today's date. { }

TODAY'S DATE IS: {MONTH DAY, YEAR} {(mm/dd/yyyy)}  
{IF SP DID NOT ALREADY MENTION THE MONTH, PROBE: What is the month?}  
{IF SP DID NOT ALREADY MENTION THE DAY, PROBE: What is the day?}  
{IF SP DID NOT ALREADY MENTION THE YEAR, PROBE: What is the year?}

CODE NO (2) FOR DON'T KNOW RESPONSES

RESPONSE [1] a. DID SP SAY THE CORRECT MONTH?  
RESPONSE [2] b. DID SP SAY THE CORRECT DAY?  
RESPONSE [3] c. DID SP SAY THE CORRECT YEAR?  
RESPONSE [4] d. DID SP LOOK AT A CALENDAR, NEWSPAPER, WATCH, OR OTHER AID FOR THE DATE?

**CODES**

1 YES  
2 NO/DON'T KNOW  
REFUSED

**PROGRAMMER INSTRUCTIONS:**

Disallow RF for response [4]d.

**CG6B****cg5todaydat4**

R5 CG6Ba TODAY'S DATE CORRECT DOW

**cg5todaydat6**

R5 CG6Bb USED AID FOR DAY OF WEEK

**DISPLAY INSTRUCTIONS:**

For display of "TODAY IS:" display day of the week for TODAY's date.

Display "DAY OF THE WEEK" in bold underlined text.

**QUESTION TEXT:**

Without looking at a calendar or watch, please tell me what day of the week it is.  
TODAY IS: {DAY OF THE WEEK}.  
CODE NO (2) FOR DON'T KNOW RESPONSES.  
RESPONSE [1] a. DID SP SAY THE CORRECT DAY OF THE WEEK?  
RESPONSE [2] b. DID SP LOOK AT A CALENDAR, NEWSPAPER, WATCH, OR OTHER AID FOR THE DAY OF THE WEEK?

**CODES**

- 1 YES
- 2 NO/DON'T KNOW  
REFUSED

**PROGRAMMER INSTRUCTIONS:**

Disallow RF for response [2]d.

**BOX CG7**

**BOX CG7**

NOT ON FILE

If PROXY flag =1 and (CG6Aa-CG6Ad and CG6Ba-CG6Bb =2 (NO/DON'T KNOW) or REFUSED, go to Section MO Mobility.  
Otherwise, go to CG7PRE.

**CG7PRE**

**cg5prewrdrcl**

R5 CG7PRE INTRO TO WORD RECALL

**QUESTION TEXT:**

Now I will read a set of 10 words and ask you to recall as many as you can. We have purposely made the list long so that it will be difficult for anyone to recall all the words. Most people recall just a few. Please listen carefully as I read the set of words because I cannot repeat them. When I finish, I will ask you to recall aloud as many of the words as you can, in any order. Is this clear?  
IF SP ASKS TO WRITE DOWN WORDS, SAY: We want you to try to recall the words without any help.  
REPEAT INSTRUCTIONS ABOVE AS NEEDED FOR SP TO UNDERSTAND ACTIVITY BEFORE CONTINUING

**CODES**

- 1 CONTINUE WITH ACTIVITY
- 2 SP REFUSES ACTIVITY CG9

**CG7**

**cg5dwrdrclstnm**

R5 D WHICH WORD LIST ASSIGNED

**DISPLAY INSTRUCTIONS:**

IF WORD RECALL LIST 2ND ADMIN = 1 (from preload), display words from word list 1.  
Else if WORD RECALL LIST 2ND ADMIN = 2(from preload), display words from word list 2.  
Else if WORD RECALL LIST 2ND ADMIN = 3(from preload), display words from word list 3.

Display one word from list 1, 2, or 3 one at a time every 2 seconds using Blaise timer application.  
Display words in font size 36 in the middle of the screen.

Display interviewer instruction at the top of the screen in regular font size.

{variable text [1-3]}

[LIST 1]

Hotel  
River  
Tree  
Skin  
Gold  
Market  
Paper  
Child  
King  
Book

[LIST 2]

Woman  
Rock  
Blood  
Corner  
Shoes  
Letter  
Girl  
House  
Valley  
Engine

[LIST 3]

Water  
Church  
Doctor  
Palace  
Fire  
Garden  
Sea  
Village  
Baby  
Table

**QUESTION TEXT:**

READ THE WORDS DISPLAYED AT A SLOW, STEADY RATE AS THEY COME UP ON THE SCREEN.  
APPROXIMATELY 1 WORD EVERY 2 SECONDS

PRESS 1 AND ENTER TO CONTINUE

**PROGRAMMER INSTRUCTIONS:**

After the last word, automatically advance screen to CG8.

---

**CG7A**

**CG7A**

NOT ON FILE

**QUESTION TEXT:**

AFTER LIST HAS ENDED, TYPE 1 AND ENTER TO CONTINUE.

---

**CG8**

**cg5wrdsrca1**

R5 CG8 1 TELL WORDS U CAN RECALL

**cg5wrdsrca2**

R5 CG8 2 TELL WORDS U CAN RECALL

cg5wrdsrca3	R5 CG8 3 TELL WORDS U CAN RECALL
cg5wrdsrca4	R5 CG8 4 TELL WORDS U CAN RECALL
cg5wrdsrca5	R5 CG8 5 TELL WORDS U CAN RECALL
cg5wrdsrca6	R5 CG8 6 TELL WORDS U CAN RECALL
cg5wrdsrca7	R5 CG8 7 TELL WORDS U CAN RECALL
cg5wrdsrca8	R5 CG8 8 TELL WORDS U CAN RECALL
cg5wrdsrca9	R5 CG8 9 TELL WORDS U CAN RECALL
cg5wrdsrca10	R5 CG8 10 TELLWORDS U CAN RECALL
cg5dwrduunrc	R5 D SCORE IMMEDIATE WORD RECALL
cg5dwrdirone	R5 D IMMEDIATE RECALL NONE
cg5dwrdirref	R5 D IMMEDIATE RECALL REFUSED

**DISPLAY INSTRUCTIONS:**

Display word list that was presented in CG7 for this administration.

Display response codes 91 and 92 response categories in a column beside the word list.

**QUESTION TEXT:**

Now please tell me the words you can recall.

AFTER 10 SECONDS OF SILENCE, PROBE ONCE: Are there any (other) words you remember?

STOP ACTIVITY AFTER ANOTHER 10 SECONDS OF SILENCE OR IF SP SAYS DONE

SELECT ALL THAT APPLY

{variable text [1-3]}

[LIST 1]  
Hotel  
River  
Tree  
Skin  
Gold  
Market  
Paper  
Child  
King  
Book

[LIST 2]  
Woman  
Rock  
Blood  
Corner  
Shoes  
Letter  
Girl  
House  
Valley  
Engine

[LIST 3]  
Water

Church  
Doctor  
Palace  
Fire  
Garden  
Sea  
Village  
Baby  
Table

91. NO WORDS REMEMBERED  
92. REFUSED

**PROGRAMMER INSTRUCTIONS:**

If 91 (NO WORDS REMEMBERED) selected and any codes 1-10 or 92 selected, display error message “INCONSISTENT ANSWER. NO WORDS REMEMBERED CANNOT BE SELECTED WITH ANY OTHER CATEGORY” when leaving the screen.

If 91 or 92 selected, go to CG9.

---

**CG8A**

**cg5wrdsntlst**

R5 CG8A WORDS NOT ON LIST

**DISPLAY INSTRUCTIONS:**

Display “not” in underlined text.

**QUESTION TEXT:**

DID SP SAY ANY WORDS THAT WERE NOT ON THE LIST?

**CODES**

1 YES  
2 NO

CG9

---

**CG8B**

**cg5numnotlst**

R5 CG8B NUM WORDS NOT ON LIST

**DISPLAY INSTRUCTIONS:**

Display “not” in underlined text.

**QUESTION TEXT:**

HOW MANY WORDS DID SP SAY THAT WERE NOT ON THE LIST?

ENTER NUMBER  
RANGE 1-10

**ENTER NUMBER**

Range

1 to 10

---

**CG9**

**cg5probrecal**

R5 CG9 SP HAD DIFF HEARING WORDS

**cg5probrecal2**

R5 CG9 INTERRUPTION AS LIST READ

**cg5probrecal3**

R5 CG9 PROB WORD RECALL SPECIFY

**cg5probrecal4**

R5 CG9 WD RECALL NO PROB OCCURRD

**cg5probrecal5**

R5 CG9 SP REFUSED WORD RECALL

**QUESTION TEXT:**

DID SP HAVE ANY PROBLEMS DURING THE WORD RECALL TASK?

SELECT ALL THAT APPLY

**CODES**

**Code All That Apply**

1	DIFFICULTY HEARING ANY OF THE WORDS	CG10
2	INTERRUPTION OCCURRED WHILE LIST WAS BEING READ	CG10
91	OTHER PROBLEM (SPECIFY)	
92	NO PROBLEMS OCCURRED	CG10
97	SP REFUSED WORD RECALL TASK	CG10

**PROGRAMMER INSTRUCTIONS:**

Disallow RF for response [2]d.

**CG9A**

**CG9A**

NOT ON FILE

**QUESTION TEXT:**

SPECIFY THE TYPE OF PROBLEM EXPERIENCED DURING WORD RECALL TASK

**ENTER TEXT**

Length

255

**CG10**

**cg5dclkdraw**

R5 D SCORE OF CLOCK DRAWING TEST

**cg5dclkimgcl**

R5 D IMAGE CLARITY CLOCK DRAWING

**DISPLAY INSTRUCTIONS:**

Display "blank" in bold underlined text.

Display "REPEAT INSTRUCTIONS IF NEEDED" in bold underlined text.

**QUESTION TEXT:**

SET STOPWATCH FOR 2 MINUTES IN COUNTDOWN MODE

HAND SP A BLANK SHEET OF PAPER AND AN ERASABLE PEN

IF NEEDED, MAKE SURE SP HAS A WRITING SURFACE. THEN SAY:

Please draw a clock on this piece of paper.

Start by drawing a large circle.

Put all the numbers in the circle and set the hands to show 11:10 (10 past 11).

START STOPWATCH

REPEAT INSTRUCTIONS IF NEEDED.

STOP ACTIVITY WHEN 2 MINS IS UP OR BEFORE IF SP SAYS DONE

PRESS 1 AND ENTER TO CONTINUE

**CG10A**

**cg5atdrwclck**

R5 CG10A ATTEMPT CLOCK DRAWIG

**QUESTION TEXT:**

INDICATE WHETHER SP ATTEMPTED CLOCK DRAWING  
IF SP ATTEMPTED CLOCK DRAWING, AFFIX SP ID LABEL ON THE LOWER LEFT HAND CORNER OF CLOCK DRAWING SHEET

**CODES**

- 1 SP ATTEMPTED CLOCK DRAWING
- 2 SP DID NOT ATTEMPT CLOCK DRAWING
- 97 SP REFUSED CLOCK DRAWING

---

**CG13**

- cg5presidna1** R5 CG13A PRES LAST NAME CORRECT
- cg5presidna2** R5 CG13B PRES LAST NAME INCORRECT
- cg5presidna3** R5 CG13C PRES FIRST NAME CORRECT
- cg5presidna4** R5 CG13D PRES FIRST NAME INCORRECT

**DISPLAY INSTRUCTIONS:**

Display "FIRST" "LAST", "first" and "last" in underlined text.

**QUESTION TEXT:**

Next, who is the President of the United States right now?  
CORRECT ANSWER IS BARACK OBAMA  
IF ONLY FIRST NAME GIVEN, ASK: Do you know his last name?  
IF ONLY LAST NAME GIVEN, ASK: Do you know his first name?  
SELECT ALL THAT APPLY

**CODES**

- 1 LAST NAME CORRECT
- 2 LAST NAME NOT CORRECT/DK LAST NAME
- 3 FIRST NAME CORRECT
- 4 FIRST NAME NOT CORRECT/DK FIRST NAME  
REFUSED

**PROGRAMMER INSTRUCTIONS:**

If (RF is not selected) and (codes 1 or 2) and (codes 3 or 4) are not selected, display error message "INCOMPLETE ANSWER. A RESPONSE TO BOTH THE FIRST NAME AND THE LAST NAME MUST BE SELECTED."

If codes 1 and 2 are selected, display error message "INCONSISTENT ANSWER. LAST NAME CANNOT BE BOTH CORRECT AND NOT CORRECT OR UNKNOWN".

If codes 3 and 4 are selected, display error message "INCONSISTENT ANSWER. FIRST NAME CANNOT BE BOTH CORRECT AND NOT CORRECT OR UNKNOWN".

---

**CG14**

- cg5vpname1** R5 CG14A VP PRES LAST NAME CORRECT
- cg5vpname2** R5 CG14B VP PRES LAST NAME INCORRECT
- cg5vpname3** R5 CG14C VP PRES FIRST NAME CORRECT
- cg5vpname4** R5 CG14D VP PRES FIRST NAME INCORRECT

**DISPLAY INSTRUCTIONS:**

Display "FIRST", "LAST", "first", and "last" in underlined text.

**QUESTION TEXT:**

Who is the Vice President?

CORRECT ANSWER IS JOE (JOSEPH) BIDEN

IF ONLY FIRST NAME GIVEN, ASK: Do you know his last name?  
 IF ONLY LAST NAME GIVEN, ASK: Do you know his first name?

SELECT ALL THAT APPLY

**CODES**

- 1 LAST NAME CORRECT
- 2 LAST NAME NOT CORRECT/DK LAST NAME
- 3 FIRST NAME CORRECT
- 4 FIRST NAME NOT CORRECT/DK FIRST NAME REFUSED

**PROGRAMMER INSTRUCTIONS:**

If (RF is not selected) and (codes 1 or 2) and (codes 3 or 4) are not selected, display error message "INCOMPLETE ANSWER. A RESPONSE TO BOTH THE FIRST NAME AND THE LAST NAME MUST BE SELECTED."

If codes 1 and 2 are selected, display error message "INCONSISTENT ANSWER. LAST NAME CANNOT BE BOTH CORRECT AND NOT CORRECT OR UNKNOWN".

If codes 3 and 4 are selected, display error message "INCONSISTENT ANSWER. FIRST NAME CANNOT BE BOTH CORRECT AND NOT CORRECT OR UNKNOWN".

---

**BOX CG15**

**BOX CG15**

**NOT ON FILE**

IF CG7PRE = 2 (SP REFUSES ACTIVITY), GO TO SECTION MO – MOBILITY.  
 ELSE GO TO CG15.

---

**CG15**

<b>cg5wrdsdca1</b>	R5 CG15 1 DELAYED WORD RECALL
<b>cg5wrdsdca2</b>	R5 CG15 2 DELAYED WORD RECALL
<b>cg5wrdsdca3</b>	R5 CG15 3 DELAYED WORD RECALL
<b>cg5wrdsdca4</b>	R5 CG15 4 DELAYED WORD RECALL
<b>cg5wrdsdca5</b>	R5 CG15 5 DELAYED WORD RECALL
<b>cg5wrdsdca6</b>	R5 CG15 6 DELAYED WORD RECALL
<b>cg5wrdsdca7</b>	R5 CG15 7 DELAYED WORD RECALL
<b>cg5wrdsdca8</b>	R5 CG15 8 DELAYED WORD RECALL
<b>cg5wrdsdca9</b>	R5 CG15 9 DELAYED WORD RECALL
<b>cg5wrdsdca10</b>	R5 CG15 10 DELAYED WORD RECALL
<b>cg5dwrddlyrc</b>	R5 D SCORE DELAYED WORD RECALL
<b>cg5dwrddnone</b>	R5 D DELAYED RECALL NONE
<b>cg5dwrddrref</b>	R5 D DELAYED RECALL REFUSED

**DISPLAY INSTRUCTIONS:**

Display word list that was presented in CG7.

Display response codes 91 and 92 response categories in a column beside the word list.



**QUESTION TEXT:**

A little while ago, I read you a list of 10 words and you repeated the ones you could remember. Please tell me any of the words that you remember now.

AFTER 10 SECONDS OF SILENCE, PROBE ONCE: Are there any (other) words you remember?

STOP ACTIVITY AFTER ANOTHER 10 SECONDS OF SILENCE OR IF SP SAYS DONE

SELECT ALL THAT APPLY

{variable text [1-3]}

[LIST 1]

Hotel  
River  
Tree  
Skin  
Gold  
Market  
Paper  
Child  
King  
Book

[LIST 2]

Woman  
Rock  
Blood  
Corner  
Shoes  
Letter  
Girl  
House  
Valley  
Engine

[LIST 3]

Water  
Church  
Doctor  
Palace  
Fire  
Garden  
Sea  
Village  
Baby  
Table

91. NO WORDS REMEMBERED

92. REFUSED

**PROGRAMMER INSTRUCTIONS:**

If 91 (NO WORDS REMEMBERED) selected and any codes 1-10 or 92 selected, display error message "INCONSISTENT ANSWER. NO WORDS REMEMBERED CANNOT BE SELECTED WITH ANY OTHER CATEGORY" when leaving the screen.

---

**CG15A**

**CG15A**

NOT ON FILE

**QUESTION TEXT:**

AFTER LIST HAS ENDED, TYPE 1 AND ENTER TO CONTINUE

**PROGRAMMER INSTRUCTIONS:**

If CG15 = 91 or 92, go to Section MO – Mobility.

---

**CG16**

**cg5wrdsnotlst**

R5 CG16 WORDS NOT ON LIST

**DISPLAY INSTRUCTIONS:**

Display “not” in underlined text.

**QUESTION TEXT:**

DID SP SAY ANY WORDS THAT WERE NOT ON THE LIST?

**CODES**

1 YES

2 NO

SECTION MO

---

**CG17**

**cg5numwrndot**

R5 CG17 NUM OF WORDS NOT ON LIST

**DISPLAY INSTRUCTIONS:**

Display “not” in underlined text.

**QUESTION TEXT:**

HOW MANY WORDS DID SP SAY THAT WERE NOT ON THE LIST?

ENTER NUMBER

RANGE 1-10

**ENTER NUMBER**

Range

1 to 10

---

**Derived Variables from Items in CG Section**

cg5dwr1rcl	R5 D WORD1 IMMEDIATE RECALL
cg5dwr2rcl	R5 D WORD2 IMMEDIATE RECALL
cg5dwr3rcl	R5 D WORD3 IMMEDIATE RECALL
cg5dwr4rcl	R5 D WORD4 IMMEDIATE RECALL
cg5dwr5rcl	R5 D WORD5 IMMEDIATE RECALL
cg5dwr6rcl	R5 D WORD6 IMMEDIATE RECALL
cg5dwr7rcl	R5 D WORD7 IMMEDIATE RECALL
cg5dwr8rcl	R5 D WORD8 IMMEDIATE RECALL
cg5dwr9rcl	R5 D WORD9 IMMEDIATE RECALL
cg5dwr10rcl	R5 D WORD10 IMMEDIATE RECALL
cg5dwrduunrc	R5 D WORD DELAYED RECALL [See CG8]
cg5dwrduinone	R5 D IMMEDIATE RECALL NONE [See CG8]

<b>cg5dwrdirref</b>	R5 D IMMEDIATE RECALL REFUSED [See CG8]
<b>cg5dwr1dly</b>	R5 D WORD1 DELAYED RECALL
<b>cg5dwr2dly</b>	R5 D WORD2 DELAYED RECALL
<b>cg5dwr3dly</b>	R5 D WORD3 DELAYED RECALL
<b>cg5dwr4dly</b>	R5 D WORD4 DELAYED RECALL
<b>cg5dwr5dly</b>	R5 D WORD5 DELAYED RECALL
<b>cg5dwr6dly</b>	R5 D WORD6 DELAYED RECALL
<b>cg5dwr7dly</b>	R5 D WORD7 DELAYED RECALL
<b>cg5dwr8dly</b>	R5 D WORD8 DELAYED RECALL
<b>cg5dwr9dly</b>	R5 D WORD9 DELAYED RECALL
<b>cg5dwr10dly</b>	R5 D WORD10 DELAYED RECALL
<b>cg5dwrddlyrc</b>	R5 D SCORE DELAYED WORD RECALL [See CG15]
<b>cg5dwrddnone</b>	R5 D DELAYED RECALL NONE [See CG15]
<b>cg5dwrddrref</b>	R5 D DELAYED RECALL REFUSED [See CG15]

---

## NHATS Round 5

Section MO [MOBILITY]

Sequence: 18

---

MO1PRE

MO1PRE

NOT ON FILE

**DISPLAY INSTRUCTIONS:**

If DECEASED flag = 1 (YES), display "going outside".  
Otherwise, display "leaving {your/SP's} {home/building} to go outside".  
If STRUCTURE flag = 2 (MULTI-UNIT), display "building".  
Otherwise, display "home".

**QUESTION TEXT:**

Now we're going to ask about {leaving {your/SP's} {home/building} to go outside/going outside}.

PRESS 1 AND ENTER TO CONTINUE

---

MO1

mo5outoft

R5 MO1 OFTEN GO OUTSIDE

**DISPLAY INSTRUCTIONS:**

If DECEASED flag = 1 (YES), display "of {his/her} life".  
Otherwise, display "leave {your/his/her} {home/building} to".

**QUESTION TEXT:**

SHOW CARD MO1

In the last month {of {his/her} life}, how often did {you/SP} {leave {your/his/her} {home/building} to} go outside? Would you say every day, most days, some days, rarely, or never?

**CODES**

- 1 EVERY DAY (7 DAYS A WEEK)
- 2 MOST DAYS (5-6 DAYS A WEEK)
- 3 SOME DAYS (2-4 DAYS A WEEK)
- 4 RARELY (ONCE A WEEK OR LESS)
- 5 NEVER
- REFUSED
- DON'T KNOW

**PROGRAMMERS INSTRUCTIONS:**

If MO1 = 5 (NEVER) SET DIDNTLEAVE FLAG TO 1 (YES)

---

BOX MO2

BOX MO2

NOT ON FILE

If DECEASED flag = 1 (YES) and MO1 = 5 (NEVER), go to MO12.  
Else if DECEASED flag = 1 (YES), go to MO6.  
Else if MO1 = 5 (NEVER), go to MO10.

Else if CANE FLAG=1 (YES), go to MO2.  
Otherwise, go to BOX MO3.

---

MO2

mo5outcane

R5 MO2 CANE USED OUTSIDE

**QUESTION TEXT:**

SHOW CARD MO2

In the last month, when {you/SP} left {your/his/her} {home/building} to go outside, how often did {you/he/she} use {your/his/her} cane? Would you say every time, most times, sometimes, rarely, or never?

**CODES**

- 1 EVERY TIME
- 2 MOST TIMES
- 3 SOMETIMES
- 4 RARELY
- 5 NEVER
- REFUSED
- DON'T KNOW

---

**BOX MO3**

**BOX MO3**

NOT ON FILE

IF WALKER FLAG=1 (YES), GO TO MO3  
ELSE GO TO BOX MO4

---

**MO3**

**mo5outwalkr**

R5 MO3 WALKER USED OUTSIDE

**QUESTION TEXT:**

SHOW CARD MO2

In the last month, when {you/SP} left {your/his/her} {home/building} to go outside, how often did {you/he/she} use {your/his/her} walker? Would you say every time, most times, sometimes, rarely, or never?

**CODES**

- 1 EVERY TIME
- 2 MOST TIMES
- 3 SOMETIMES
- 4 RARELY
- 5 NEVER
- REFUSED
- DON'T KNOW

---

**BOX MO4**

**BOX MO4**

NOT ON FILE

If WHEELCHAIR flag = 1 (yes), go to MO4.  
Otherwise, go to BOX MO5.

---

**MO4**

**mo5outwlchr**

R5 MO4 WHEELCHAIR USED OUTSIDE

**QUESTION TEXT:**

SHOW CARD MO2

In the last month, when {you/SP} left {your/his/her} {home/building} to go outside, how often did {you/he/she} use {your/his/her} wheelchair? Would you say every time, most times, sometimes, rarely, or never?

**CODES**

- 1 EVERY TIME
- 2 MOST TIMES
- 3 SOMETIMES

- 4 RARELY
- 5 NEVER  
REFUSED  
DON'T KNOW

**BOX MO5**

**BOX MO5**

NOT ON FILE

If SCOOTER flag = 1 (yes), go to MO5.  
Otherwise, go to MO6.

**MO5**

**mo5outsctr**

R5 MO5 SCOOTER USED OUTSIDE

**QUESTION TEXT:**

SHOW CARD MO2

In the last month, when {you/SP} left {your/his/her} {home/building} to go outside, how often did {you/he/she} use {your/his/her} scooter? Would you say every time, most times, sometimes, rarely, or never?

**CODES**

- 1 EVERY TIME
- 2 MOST TIMES
- 3 SOMETIMES
- 4 RARELY
- 5 NEVER  
REFUSED  
DON'T KNOW

**MO6**

**mo5outhlp**

R5 MO6 HELP GO OUTSIDE

**DISPLAY INSTRUCTIONS:**

If FACILITY flag = 1 (YES), display "a staff person from the place where {you live/{he/she} {lives/lived}},".  
If DECEASED flag = 1 (YES), display "of {his/her} life" and "lived".  
Otherwise, display "lives" and "leave {your/his/her} {home/building} to".

**QUESTION TEXT:**

In the last month {of {his/her} life}, did anyone ever help {you/SP} {leave {your/his/her} {home/building} to} go outside?

IF NEEDED: This includes family, friends, {a staff person from the place where {you live/{he/she} {lives/lived}}, or someone paid to help {you/him/her}.

**CODES**

- 1 YES
- 2 NO  
REFUSED  
DON'T KNOW

**BOX MO6A**

**BOX MO6A**

NOT ON FILE

If DECEASED flag = 1 (YES) and MO6 = 2 (NO), RF, or DK, go to BOX MO12.  
Else if MO6 = 2 (NO), RF, or DK, go to MO8.

Otherwise, go to MO6A.

## MO6A

op5outhlp

R5 MO6A HELPS SP GO OUTSIDE

op5relatnshp

R5 RELASHIP TO SP UPDATE AND NEW

### DISPLAY INSTRUCTIONS:

Display HELPER RELATIONSHIP CODE LIST.

Display person roster with FIRST NAME, LAST NAME, and RELATIONSHIP TO SP. Allow entry for FIRST NAME, LAST NAME, and RELATIONSHIP TO SP fields.

If DECEASED flag = 1 (YES), display "lived".

Otherwise, display "lives" and "(leave {your/his/her} {home/building} to)".

If FACILITY flag = 1 (YES), display "a staff person from the place where {you live/{he/she} {lives/lived},}".

If FACILITY flag=1 (YES) or RETIREMENT COMMUNITY flag=1(YES), display SERVICE/SOMEONE FROM THE PLACE SP LIVES/DIED on the roster.

Display "first" and "last" in underlined text.

### QUESTION TEXT:

Who helped {you/SP} do that ({leave {your/his/her} {home/building} to} go outside)?

IF NEEDED: This includes family, friends, {a staff person from the place where {you live/{he/she} {lives/lived},} or someone paid to help {you/{him/her}}.

PROBE: Anyone else?

SELECT ALL THAT APPLY

IF PERSON NAMED IS NOT ON THE ROSTER, PRESS CTRL/P TO ADD A PERSON

MO6b. [What is (his/her) first name?] CONFIRM SPELLING

MO6c. [What is (his/her) last name?] CONFIRM SPELLING

MO6d. [What is (his/her) relationship to {you/SP}?] PRESS F1 FOR HELP SCREEN

### CODES

2	SPOUSE/PARTNER
3	DAUGHTER
4	SON
5	DAUGHTER-IN-LAW
6	SON-IN-LAW
7	STEPDAUGHTER
8	STEPSON
9	SISTER
10	BROTHER
11	SISTER-IN-LAW
12	BROTHER-IN-LAW
13	MOTHER
14	STEPMOTHER
15	MOTHER-IN-LAW
16	FATHER
17	STEPFATHER
18	FATHER-IN-LAW
19	GRANDDAUGHTER
20	GRANDSON
21	NIECE

- 22 NEPHEW
- 23 AUNT
- 24 UNCLE
- 25 COUSIN
- 26 STEPDAUGHTER'S SON/DAUGHTER
- 27 STEPSON'S SON/DAUGHTER
- 28 DAUGHTER-IN-LAW'S SON/DAUGHTER
- 29 SON-IN-LAW'S SON/DAUGHTER
- 30 BOARDER/RENTER
- 31 PAID AIDE/HOUSEKEEPER/EMPLOYEE
- 32 ROOMMATE
- 33 EX-WIFE/EX-HUSBAND
- 34 BOYFRIEND/GIRLFRIEND
- 35 NEIGHBOR
- 36 FRIEND
- 37 SOMEONE/SERVICE AT THE PLACE SP LIVES/LIVED
- 38 CO-WORKER
- 39 MINISTER, PRIEST, OR OTHER CLERGY
- 40 PSYCHIATRIST, PSYCHOLOGIST, COUNSELOR, OR THERAPIST
- 91 OTHER RELATIVE
- 92 OTHER NONRELATIVE

**PROGRAMMER INSTRUCTIONS:**

For each roster selection/addition at MO6, set HELPSGOOUTSIDE flag = 1 (yes).  
If DECEASED flag = 1 (YES), go to BOX MO12.

**MO7**

mo5outslf

R5 MO7 LEFT BY YOURSELF

**DISPLAY INSTRUCTIONS:**

DISPLAY “{by {yourself/himself/herself}}” IN BOLD UNDERLINED TEXT

**QUESTION TEXT:**

SHOW CARD MO3

In the last month, when {you/SP} left {your/his/her} {home/building} to go outside, how often did {you/he/she} do this by {yourself/himself/herself}? Would you say every time, most times, sometimes, rarely, or never?

**CODES**

- 1 MOST TIMES
- 2 SOMETIMES
- 3 RARELY
- 4 NEVER MO9
- REFUSED
- DON'T KNOW

**MO8**

mo5outdif

R5 MO8 HOW DIFFICULT

**DISPLAY INSTRUCTIONS:**

DISPLAY "by {yourself/himself/herself}" IN BOLD UNDERLINED TEXT

If MO2 = 1,2,3, or 4 (uses cane when leaving building or MO3 = 1,2,3, or 4 (uses walker when leaving building) or MO4 = 1,2,3, or 4 (uses wheelchair when leaving building) or MO5 = 1,2,3, or 4 (uses scooter when leaving building), display “when {you/SP} used {your/his/her} {cane/walker/wheelchair/scooter}”.

If MO2 = 1,2,3, or 4 (uses cane when leaving building), display “cane”.

If MO3 = 1,2,3, or 4 (uses walker when leaving building), display “walker”.



If MO4 = 1,2,3, or 4 (uses wheelchair when leaving building), display “wheelchair”.  
 If MO5 = 1,2,3, or 4 (uses scooter when leaving building), display “scooter”.  
 If more than one (MO2, MO3, MO4, MO5) = 1,2,3, or 4 (used inside), insert “or” between the names of the devices.

**QUESTION TEXT:**

In the last month, {when {you/SP} used {your/his/her}{cane / walker / wheelchair / scooter}}, how much difficulty did {you/{he/she}} have leaving {your/his/her}{home/building} to go outside by {yourself/himself/herself}? Would you say none, a little, some, or a lot?

**CODES**

- 1 NONE
- 2 A LITTLE
- 3 SOME
- 4 A LOT
- REFUSED
- DON'T KNOW

**MO9**

**mo5outyrgo**

R5 MO9 HOW OFTEN LEAVE

**DISPLAY INSTRUCTIONS:**

DISPLAY “a year ago” IN BOLD UNDERLINED TEXT

**QUESTION TEXT:**

Compared to a year ago, {do you/does SP} now leave {your/his/her}{home/building} more often, less often or about the same?

**CODES**

- 1 MORE OFTEN
- 2 LESS OFTEN
- 3 ABOUT THE SAME
- REFUSED
- DON'T KNOW

**BOX MO10**

**BOX MO10**

NOT ON FILE

If MO6 = 2 (no help to go outside) and MO8 = 1 (no difficulty going outside by self), go to MO11PRE.

Otherwise, go to MO10.

**MO10**

**mo5outwout**

R5 MO10 STAYED IN NO HELP

**DISPLAY INSTRUCTIONS:**

DISPLAY "by {yourself/himself/herself} IN BOLD UNDERLINED TEXT

If MO1 = 5 (never left building) or MO7 = 4 (never left building by self), display “no one was there to help {you/him/her} go out”.

Otherwise display "{you/he/she} had difficulty going out by {yourself/himself/herself}”..

**QUESTION TEXT:**

In the last month, did {you/SP} ever have to stay in {your/his/her}{home/building} because {no one was there to help {you/him/her} go out/ {you/he/she} had difficulty going out by {yourself/himself/herself}}?

**CODES**

- 1 YES
- 2 NO

REFUSED  
DON'T KNOW

---

**MO11PRE**                      **MO11PRE**                      NOT ON FILE

**DISPLAY INSTRUCTIONS:**

If STRUCTURE flag = 2 (multi-unit), display “or building”.

**QUESTION TEXT:**

These next few questions are about getting around inside {your/SP's} home {or building}.

PRESS 1 AND ENTER TO CONTINUE

---

**BOX MO11**                      **BOX MO11**                      NOT ON FILE

If STRUCTURE flag = 2 (multi-unit), go to MO11  
Otherwise, go to BOX MO12.

---

**MO11**                      **mo5oftgoarea**                      R5 MO11 HOW OFTEN GO OTHER AREAS

**DISPLAY INSTRUCTIONS:**

If FACILITY flag = 1 (yes), display “{apartment/room/unit/suite/other}”.  
Otherwise, display “home”.

**QUESTION TEXT:**

SHOW CARD MO1

In the last month, how often did {you /SP} leave {your/his/her} {home/{apartment/room/unit/suite/other}} to go into other areas of the building? Would you say every day, most days, some days, rarely, or never?

**CODES**

- 1                      EVERY DAY (7 DAYS A WEEK)
  - 2                      MOST DAYS (5-6 DAYS A WEEK)
  - 3                      SOME DAYS (2-4 DAYS A WEEK)
  - 4                      RARELY (ONCE A WEEK OR LESS)
  - 5                      NEVER
- REFUSED  
DON'T KNOW

**PROGRAMMERS INSTRUCTIONS:**

If MO1 = 5 (NEVER) SET DIDNTLEAVE FLAG TO 1 (YES)

---

**BOX MO12**                      **BOX MO12**                      NOT ON FILE

If DECEASED flag = 1 (YES) and MO1 = 5 (NEVER LEFT HOME), go to MO12.  
Else if DECEASED flag = 1 (YES), go to MO18.

Else if STRUCTURE flag = 2 (multi-unit) and MO1 = 5 (never leave building) and MO11 = 5 (never go to other parts of building), go to MO12.

Else if [STRUCTURE flag = 1 (single home) or STRUCTURE flag = 3 (Other)] and MO1 = 5 (never leave home), go to MO12.

Otherwise, go to BOX MO13.

**MO12****mo5oflvslepr**

R5 MO12 HOW OFTN LEAVE BEDROOM

**DISPLAY INSTRUCTIONS:**

If DECEASED flag = 1 (YES), display “of {his/her} life” and “slept”.  
 Otherwise, display “sleeps”.

**QUESTION TEXT:**

SHOW CARD MO1

In the last month {of {his/her} life}, how often did {you/SP} leave the room where {you sleep/{he/she} sleeps/slept}? Would you say every day, most days, some days, rarely, or never?

**CODES**

- |   |                              |
|---|------------------------------|
| 1 | EVERY DAY (7 DAYS A WEEK)    |
| 2 | MOST DAYS (5-6 DAYS A WEEK)  |
| 3 | SOME DAYS (2-4 DAYS A WEEK)  |
| 4 | RARELY (ONCE A WEEK OR LESS) |
| 5 | NEVER                        |
|   | REFUSED                      |
|   | DON'T KNOW                   |

**PROGRAMMER INSTRUCTIONS:**

If MO12 = 5 (never leaves room), set each roster selection/addition at HA25, set HELPEDWITHMEALS flag = 1 (yes).

**BOX MO13****BOX MO13**

NOT ON FILE

If DECEASED flag = 1 (YES), and Mo12 = 5 (NEVER), go to MO25.  
 Else if DECEASED = 1 (YES), go to MO18.  
 Else if MO12 = 5 (NEVER), go to MO23.  
 Else if CANE flag = 1 (YES), go to MO13.  
 Otherwise, go to BOX MO14.

**MO13****mo5insdcane**

R5 MO13 OFTEN USED CANE INSIDE

**QUESTION TEXT:**

SHOW CARD MO2

In the last month, when {you/SP} walked around inside {your/his/her} home {or building}, how often did {you/SP} use {your/his/her} cane? Would you say every time, most times, sometimes, rarely, or never?

**CODES**

- |   |            |
|---|------------|
| 1 | EVERY TIME |
| 2 | MOST TIMES |
| 3 | SOMETIMES  |
| 4 | RARELY     |
| 5 | NEVER      |
|   | REFUSED    |
|   | DON'T KNOW |

**BOX MO14****BOX MO14**

NOT ON FILE

If WALKER flag = 1 (yes), go to MO14.  
 Otherwise, go to BOX MO15.

**MO14****mo5insdwalkr**

R5 MO14 OFTEN USED WALKER INSIDE

**QUESTION TEXT:**

SHOW CARD MO2

In the last month, when {you/SP} walked around inside {your/his/her} home {or building}, how often did {you/he/she} use {your /his/her} walker? Would you say every time, most times, sometimes, rarely, or never?

**CODES**

- 1 EVERY TIME
- 2 MOST TIMES
- 3 SOMETIMES
- 4 RARELY
- 5 NEVER
- REFUSED
- DON'T KNOW

---

**BOX MO15**                      **BOX MO15**                      NOT ON FILE

If WHEELCHAIR HOME flag = 1 (yes), go to MO15.  
Otherwise, go to BOX MO16.

---

**MO15**                              **mo5insdwlchr**                              R5 MO15 OFT USD WHEELCHAR INSIDE

**DISPLAY INSTRUCTIONS:**

If STRUCTURE flag = 2 (multi-unit), display “or building”.

**QUESTION TEXT:**

SHOW CARD MO2

In the last month, when {you/SP} went around inside {your/his/her} home {or building}, how often did {you/he/she} use {your/his/her} wheelchair? Would you say every time, most times, sometimes, rarely, or never?

**CODES**

- 1 EVERY TIME
- 2 MOST TIMES
- 3 SOMETIMES
- 4 RARELY
- 5 NEVER
- REFUSED
- DON'T KNOW

---

**BOX MO16**                      **BOX MO16**                      NOT ON FILE

If SCOOTER HOME flag = 1 (yes), go to MO16.  
Otherwise, go to MO17.

---

**MO16**                              **mo5insdsctr**                              R5 MO16 OFTEN USD SCOOTER INSIDE

**DISPLAY INSTRUCTIONS:**

If STRUCTURE flag = 2 (multi-unit), display “or building”.

**QUESTION TEXT:**

SHOW CARD MO2

In the last month, when {you/SP} went around inside {your/his/her} home {or building}, how often did {you/he/she} use {your/his/her} scooter? Would you say every time, most times, sometimes, rarely, or never?

**CODES**

- 1 EVERY TIME
- 2 MOST TIMES
- 3 SOMETIMES
- 4 RARELY
- 5 NEVER
- REFUSED
- DON'T KNOW

---

**MO17**

mo5oftholdwl

R5 MO17 OFTEN HOLD WALLS INSIDE

**DISPLAY INSTRUCTIONS:**

If STRUCTURE flag = 2 (multi-unit), display "or building".

**QUESTION TEXT:**

SHOW CARD MO2

In the last month, when {you/SP} went around inside {your/his/her} home {or building}, how often did {you/he/she} use {your/his/her} scooter? Would you say every time, most times, sometimes, rarely, or never?

**CODES**

- 1 EVERY TIME
- 2 MOST TIMES
- 3 SOMETIMES
- 4 RARELY
- 5 NEVER
- REFUSED
- DON'T KNOW

---

**MO18**

mo5insdhlp

R5 MO18 GOT HELP INSIDE

**DISPLAY INSTRUCTIONS:**

If DECEASED flag = 1 (YES), display "of {his/her} life" and "lived".  
Otherwise, display "lives" and "{your/his/her} home {or building}".

If STRUCTURE flag = 2 (multi-unit), display "or building".

If FACILITY flag = 1 (YES), display "a staff person from the place where {you live/{he/she} {lives/lived}",".

**QUESTION TEXT:**

In the last month {of {his/her} life}, did anyone ever help {you/SP} get around inside {{your/his/her} home {or building}}?

IF NEEDED: This includes family, friends, {a staff person from the place where {you live/{he/she} {lives/lived}},} or someone paid to help {you/{him/her}}.

**CODES**

- 1 YES

2 NO  
REFUSED  
DON'T KNOW

---

**BOX MO19A****BOX MO19A**NOT ON FILE

---

If DECEASED flag = 1 (YES) and MO18 = 2 (NO), RF, or DK, go to MO25.  
Else if MO18 = 2 (NO), RF, or DK, go to MO21.  
Otherwise, go to MO19A.

---

**MO19A****op5insdhp**

R5 MO19A HELPS SP INSIDE HOUSE

**op5relatnshp**

R5 RELASHIP TO SP UPDATE AND NEW

**DISPLAY INSTRUCTIONS:**

Display HELPER RELATIONSHIP CODE LIST.

If DECEASED flag = 1 (YES), display "lived".  
Otherwise, display "lives" and "{your/SP's} home {or building}".

If FACILITY flag = 1 (YES), display "a staff person from the place where {you live/{he/she} {lives/lived},".

If STRUCTURE flag = 2 (multi-unit), display "or building".

Display person roster with FIRST NAME, LAST NAME, and RELATIONSHIP TO SP. Allow entry for FIRST NAME, LAST NAME, and RELATIONSHIP TO SP fields.

If FACILITY flag=1(YES) or RETIREMENT COMMUNITY flag=1(YES), display SERVICE/SOMEONE FROM THE PLACE SP LIVES/DIED on the person roster.

Display "first" and "last" in underlined text

**QUESTION TEXT:**

Who helped with that (getting around inside {{your/SP's} home {or building}})?

IF NEEDED: This includes family, friends, {a staff person from the place where {you live/{he/she} {lives/lived}},} or someone paid to help {you/{him/her}}.

PROBE: Anyone else?

SELECT ALL THAT APPLY

IF PERSON NAMED IS NOT ON THE ROSTER, PRESS CTRL/P TO ADD A PERSON

MO19b. [What is (his/her) first name?] CONFIRM SPELLING

MO19c. [What is (his/her) last name?] CONFIRM SPELLING

MO19d. [What is {his/her} relationship to {you/SP}?] PRESS F1 FOR HELP SCREEN

**CODES**

2 SPOUSE/PARTNER  
3 DAUGHTER  
4 SON  
5 DAUGHTER-IN-LAW  
6 SON-IN-LAW  
7 STEPDAUGHTER  
8 STEPSON  
9 SISTER  
10 BROTHER

- 11 SISTER-IN-LAW
- 12 BROTHER-IN-LAW
- 13 MOTHER
- 14 STEPMOTHER
- 15 MOTHER-IN-LAW
- 16 FATHER
- 17 STEPFATHER
- 18 FATHER-IN-LAW
- 19 GRANDDAUGHTER
- 20 GRANDSON
- 21 NIECE
- 22 NEPHEW
- 23 AUNT
- 24 UNCLE
- 25 COUSIN
- 26 STEPDAUGHTER'S SON/DAUGHTER
- 27 STEPSON'S SON/DAUGHTER
- 28 DAUGHTER-IN-LAW'S SON/DAUGHTER
- 29 SON-IN-LAW'S SON/DAUGHTER
- 30 BOARDER/RENTER
- 31 PAID AIDE/HOUSEKEEPER/EMPLOYEE
- 32 ROOMMATE
- 33 EX-WIFE/EX-HUSBAND
- 34 BOYFRIEND/GIRLFRIEND
- 35 NEIGHBOR
- 36 FRIEND
- 37 SOMEONE/SERVICE AT THE PLACE SP LIVES/LIVED
- 38 CO-WORKER
- 39 MINISTER, PRIEST, OR OTHER CLERGY
- 40 PSYCHIATRIST, PSYCHOLOGIST, COUNSELOR, OR THERAPIST
- 91 OTHER RELATIVE
- 92 OTHER NONRELATIVE

**PROGRAMMER INSTRUCTIONS:**

For each roster selection/addition at MO19, set HELPSAROUNDINSIDE flag = 1 (yes).

---

**BOX MO20**

**BOX MO20**

NOT ON FILE

If DECEASED FLAG=1 (YES), go to MO25.  
Otherwise, go to MO20.

---

**MO20**

**mo5insdself**

R5 MO20 HOW OFTEN BY YOURSELF

**DISPLAY INSTRUCTIONS:**

DISPLAY "by {yourself/himself/herself}" IN BOLD UNDERLINED TEXT

If STRUCTURE flag = 2 (multi-unit), display "or building,".  
Otherwise, display only the comma after "home"

**QUESTION TEXT:**

SHOW CARD MO3

In the last month, when {you/SP} went around inside {your/his/her} home {,/or building,} how often did {you/he/she} do this by {yourself/himself/herself}? Would you say most times, sometimes, rarely, or never?

**CODES**

1	EVERY TIME	
2	MOST TIMES	
3	SOMETIMES	
4	RARELY	
	NEVER	MO22
	REFUSED	
	DON'T KNOW	

**MO21****mo5insddif**

R5 MO21 HOW DIFF GET ARD W DEVCE

**DISPLAY INSTRUCTIONS:**

DISPLAY "by {yourself/himself/herself}" IN BOLD UNDERLINED TEXT

If MO13 = 1,2,3, or 4 (used cane inside) or MO14 = 1,2,3, or 4 (used walker inside) or MO15 = 1,2,3, or 4 (used wheelchair inside) or MO16 = 1,2,3, or 4 (used scooter inside), display "when {you/SP} used {your/his/her} {cane/walker/wheelchair/scooter}".

If MO13 = 1,2,3, or 4 (used cane inside), display "cane".

If MO14 = 1,2,3, or 4 (used walker inside), display "walker".

If MO15 = 1,2,3, or 4 (used wheelchair inside), display "wheelchair".

If MO16 = 1,2,3, or 4 (used scooter inside), display "scooter".

If more than one (MO13, MO14, MO15, MO16) = 1,2,3, or 4 (used inside), insert "or" between the names of the devices.

If STRUCTURE flag = 2 (multi-unit), display "or building".

**QUESTION TEXT:**

In the last month, {when {you/SP} used {your/his/her} {cane/walker/wheelchair/scooter},} how much difficulty did {you/SP} have getting around inside {your/his/her} home {or building} by {yourself/himself/herself}? Would you say none, a little, some, or a lot?

**CODES**

1	NONE
2	A LITTLE
3	SOME
4	A LOT
	REFUSED
	DON'T KNOW

**MO22****mo5insdyrgo**

R5 MO22 HOW OFTEN COMPRED YR AGO

**DISPLAY INSTRUCTIONS:**

If STRUCTURE flag = 2 (multi-unit), display "or building".

DISPLAY "a year ago" IN BOLD UNDERLINED TEXT

**QUESTION TEXT:**

Compared to a year ago, {do you/does SP} now leave {your/his/her} home {or building} more often, less often or about the same?

**CODES**

1	MORE OFTEN
2	LESS OFTEN
3	ABOUT THE SAME
	REFUSED



DON'T KNOW

---

**BOX MO23**

**BOX MO23**

NOT ON FILE

If MO18 = 2 (did not get help getting around inside) and MO21= 1 (no difficulty getting around inside), go to MO24PRE.  
Otherwise, go to MO23.

---

**MO23**

**mo5insdwout**

R5 MO23 PLACES INSIDE DID NOT GO

**DISPLAY INSTRUCTIONS:**

DISPLAY "by {yourself/himself/herself}" IN BOLD UNDERLINED TEXT

If STRUCTURE flag = 2 (multi-unit), display "or building".

If MO20 = 4 (never went around inside by self) or MO12 = 5 (never left room where slept), display "no one was there to help {you/him/her}".

Otherwise display "it was too difficult to go there by {yourself/himself/herself}".

**QUESTION TEXT:**

In the last month, were there any places in {your/SP's} home {or building} that {you/he/she} did not go because {no one was there to help {you/him/her}/it was too difficult to go there by {yourself/himself/herself}}?

**CODES**

- 1 YES
- 2 NO  
REFUSED  
DON'T KNOW

---

**MO24PRE**

**MO24PRE**

NOT ON FILE

**QUESTION TEXT:**

These next few questions are about getting in and out of bed.

PRESS 1 AND ENTER TO CONTINUE

---

**BOX MO24**

**BOX MO24**

NOT ON FILE

If CANE flag = 1 (yes) or WALKER flag = 1 (yes), go to MO24.  
Otherwise, go to MO25.

---

**MO24**

**mo5beddev**

R5 MO24 OUT OF BED USED DEVICE

**DISPLAY INSTRUCTIONS:**

If CANE flag = 1 (yes) and WALKER flag is null, display "cane".

If CANE flag = 1 (yes) and WALKER flag = 1 (yes), display "cane or walker".

If CANE flag is null and WALKER flag = 1 (yes), display "walker".

**QUESTION TEXT:**

SHOW CARD MO2

In the last month, when {you/SP} got out of bed, how often did {you/he/she} use {your/his/her} {cane /

walker / cane or walker} to help? Would you say every time, most times, sometimes, rarely, or never?

**CODES**

- 1 EVERY TIME
- 2 MOST TIMES
- 3 SOMETIMES
- 4 RARELY
- 5 NEVER
- REFUSED
- DON'T KNOW

---

**MO25**

**mo5bedhlp**

R5 MO25 GOT HELP OUT OF BED

**DISPLAY INSTRUCTIONS:**

If FACILITY flag = 1 (yes), display "a staff person from the place where {you live/{he/she}{lives/lived}},".

If DECEASED flag = 1 (YES), display "of {his/her} life" and "lived".  
Otherwise, display "lives".

**QUESTION TEXT:**

In the last month {of {his/her} life}, did anyone ever help {you/SP} get out of bed?

IF NEEDED: This includes family, friends, {a staff person from the place where {you live/{he/she}{lives/lived}},} or someone paid to help {you/him/her

**CODES**

- 1 YES
- 2 NO
- REFUSED
- DON'T KNOW

---

**BOX MO25A**

**BOX MO25A**

NOT ON FILE

If DECEASED flag = 1 (YES) and MO25 = 2 (NO), RF, or DK, go to Section DM - Duration of Mobility Accommodations.

Else if MO25 = 2 (NO), RF, or DK, go to MO27.  
Otherwise, go to MO25A.

---

**MO25A**

**op5bedhlp**

R5 MO25A HELPS SP OUT OF BED

**op5relatnshp**

R5 RELASHIP TO SP UPDATE AND NEW

**DISPLAY INSTRUCTIONS:**

Display HELPER RELATIONSHIP CODES.

Display PERSON ROSTER with FIRST NAME, LAST NAME, and RELATIONSHIP TO SP. Allow entry for FIRST NAME, LAST NAME, and RELATIONSHIP TO SP fields.

If FACILITY flag=1(YES) or RETIREMENT COMMUNITY flag=1(YES), display SERVICE/SOMEONE FROM THE PLACE SP LIVES/DIED on the PERSON ROSTER.

Display "first" and "last" in underlined text

**QUESTION TEXT:**

Who helped {you/SP} do that (get out of bed)?  
PROBE: Anyone else?

SELECT ALL THAT APPLY

IF PERSON NAMED IS NOT ON THE ROSTER, PRESS CTRL/P TO ADD A PERSON.

MO25b. [What is (his/her) first name?] CONFIRM SPELLING

MO25c. [What is (his/her) last name?] CONFIRM SPELLING

MO25d. [What is (his/her) relationship to {you/SP}?] PRESS F1 FOR HELP SCREEN

#### CODES

2	SPOUSE/PARTNER
3	DAUGHTER
4	SON
5	DAUGHTER-IN-LAW
6	SON-IN-LAW
7	STEPDAUGHTER
8	STEPSON
9	SISTER
10	BROTHER
11	SISTER-IN-LAW
12	BROTHER-IN-LAW
13	MOTHER
14	STEPMOTHER
15	MOTHER-IN-LAW
16	FATHER
17	STEPFATHER
18	FATHER-IN-LAW
19	GRANDDAUGHTER
20	GRANDSON
21	NIECE
22	NEPHEW
23	AUNT
24	UNCLE
25	COUSIN
26	STEPDAUGHTER'S SON/DAUGHTER
27	STEPSON'S SON/DAUGHTER
28	DAUGHTER-IN-LAW'S SON/DAUGHTER
29	SON-IN-LAW'S SON/DAUGHTER
30	BOARDER/RENTER
31	PAID AIDE/HOUSEKEEPER/EMPLOYEE
32	ROOMMATE
33	EX-WIFE/EX-HUSBAND
34	BOYFRIEND/GIRLFRIEND
35	NEIGHBOR
36	FRIEND
37	SOMEONE/SERVICE AT THE PLACE SP LIVES/LIVED
38	CO-WORKER
39	MINISTER, PRIEST, OR OTHER CLERGY
40	PSYCHIATRIST, PSYCHOLOGIST, COUNSELOR, OR THERAPIST
91	OTHER RELATIVE
92	OTHER NONRELATIVE

**PROGRAMMER INSTRUCTIONS:**

For each roster selection/addition at MO25, set HELPSOUTOFBED flag = 1 (yes).

---

**BOX MO26**

**BOX MO26**

NOT ON FILE

If DECEASED flag = 1 (YES), go to Section DM - Duration of Mobility Accommodations.

Otherwise, go to MO26.

---

**MO26**

**mo5bedslf**

R5 MO26 OFT GOT OUT BED BY SLF

**DISPLAY INSTRUCTIONS:**

DISPLAY "by {yourself/himself/herself}" IN BOLD UNDERLINED TEXT

**QUESTION TEXT:**

SHOW CARD MO3

In the last month, when {you/SP} got out of bed, how often did {you/he/she} do this by {yourself/himself/herself}? Would you say most times, sometimes, rarely, or never?

**CODES**

- |   |            |      |
|---|------------|------|
| 1 | MOST TIMES |      |
| 2 | SOMETIMES  |      |
| 3 | RARELY     |      |
| 4 | NEVER      | MO28 |
| 5 | REFUSED    |      |
|   | DON'T KNOW |      |

---

**MO27**

**mo5beddif**

R5 MO27 DIFF GET OUT BED BY SELF

**DISPLAY INSTRUCTIONS:**

DISPLAY "by {yourself/himself/herself}" IN BOLD UNDERLINED TEXT

If MO24 = 1,2,3, or 4 (used cane or walker to get out of bed), display "when {you/SP} used {your/his/her} {cane/walker/cane or walker}".

If CANE flag = 1 (yes) and WALKER flag is null, display "cane".

If CANE flag = 1 (yes) and WALKER flag = 1 (yes), display "cane or walker".

If CANE flag is null and WALKER flag = 1 (yes), display "walker".

**QUESTION TEXT:**

In the last month, {when {you/SP} used {your/his/her} {cane/walker/cane or walker}} how much difficulty did {you/he/she} have getting out of bed by {yourself/himself/herself}? Would you say none, a little, some, or a lot?

**CODES**

- |   |            |  |
|---|------------|--|
| 1 | NONE       |  |
| 2 | A LITTLE   |  |
| 3 | SOME       |  |
| 4 | A LOT      |  |
|   | REFUSED    |  |
|   | DON'T KNOW |  |

---

**BOX MO28**

**BOX MO28**

NOT ON FILE

If MO25 = 2 (no help getting out of bed) and MO27 = 1 (no difficulty getting out of bed), go to

Section DM, Duration of Mobility Accommodations.

Otherwise, go to MO28

---

**MO28****mo5bedwout**

R5 MO28 OFTEN HAD TO STAY IN BED

**DISPLAY INSTRUCTIONS:**

DISPLAY "by {yourself/himself/herself}" IN BOLD UNDERLINED TEXT

If MO26 = 4 (never got out of bed by self), display "no one was there to help {you/him/her}".

Otherwise display "it was too difficult to get out of bed by {yourself/himself/herself}".

**QUESTION TEXT:**

In the last month, did {you/SP} ever have to stay in bed because {no one was there to help {you/him/her}/it was too difficult to get out of bed by {yourself/himself/herself}}?

**CODES**

1	YES
2	NO REFUSED DON'T KNOW

---

**Derived Variables from Items in MO Section**

<b>mo5doutsfdf</b>	R5 D EFFORT TO GO OUTSIDE SELF
<b>mo5doutdevi</b>	R5 D GO OUTSIDE USING DEVICES
<b>mo5douthelp</b>	R5 D GO OUTSIDE USING HELP
<b>mo5dinsdfdf</b>	R5 D MOVE INSIDE SELF
<b>mo5dinsddevi</b>	R5 D MOVE INSIDE WITH DEVICES
<b>mo5dinsdhelp</b>	R5 D MOVE INSIDE WITH HELP
<b>mo5dbedsfdf</b>	R5 D GET OUT OF BED
<b>mo5dbeddevi</b>	R5 D DEVICE USE 2 GET OUT OF BED
<b>mo5dbedhelp</b>	R5 D HELP TO GET OUT OF BED

**Flag Variables Set in MO Section**

<b>fl5didntleav</b>	R5 F MO SP DID NOT LEAVE HOME
<b>fl5ntlvrmslp</b>	R5 F MO SP DID NOT LEAVE BEDROOM

# NHATS Round 5

Section DM [DURATION OF MOBILITY ACCOMMODATIONS]

Sequence: 19

BOX DM1

BOX DM1

NOT ON FILE

If NEWSAMPLE flag = 1 (YES) and [MO6, MO18, and MO25 <> 1 (YES)], go to DM1.  
Else if NEWSAMPLE flag = 1 (YES), go to DM2.

If DECEASED flag = 1 (YES) and (LAST INT Status = 64 or 61), go to Section SC – Self-Care Activities.  
Else if (LAST INT Status=64), go to Section DT – Driving & Transportation.

Else if DECEASED flag=1 (YES) and [Combined MONTH OF DEATH and YEAR OF DEATH= Combined LAST INT interview month and LAST INT interview year or the month after the LAST INT interview month and LAST INT interview year(LAST INT interview month+1) or Month of Death=DK or RF], go to Section SC – Self-Care Activities.

Else if [LAST INT MO6, MO18, and MO25 <>1 (YES)] and [CURRENT INT MO6, MO18, or MO25 = 1 (YES)], go to DM3C.  
Else if [LAST INT MO6, MO18, or MO25 = 1 (YES)] and [CURRENT INT MO6, MO18, and MO25 <>1 (YES)], go to DM3D.  
Else if [LAST INT MO6, MO18, OR MO25 = 1 (YES)] and [CURRENT INT MO6, MO18, OR MO25 = 1 (YES)], go to DM3E.

Otherwise, go to DM1.

DM1

dm5helpmobil

R5 DM1 GET HELP WITH MOBILITY

## DISPLAY INSTRUCTIONS:

If NEWSAMPLE flag = 1 (YES), display "In the last year".

If DECEASED flag = 1 (YES), display "Between" and "{LAST INT MONTH AND YEAR}" and "and {MONTH AND YEAR OF DEATH}" and "inside, or going outside".

Otherwise if NEWSAMPLE flag <> 1 (YES), display "Since" and "{LAST INT MONTH AND YEAR}" and "{your/his/her} home {or building}, or {leaving {your/his/her} home/leaving {your/his/her} building}".

If DECEASED flag <>1 (YES) and STRUCTURE flag = 2 (MULTI-UNIT), display "or building", and "leaving {your/his/her} building".

Otherwise, if DECEASED flag <>1 (YES) and STRUCTURE flag <> 2 (MULTI-UNIT), display "leaving {your/his/her} home".

Display "year" in bold underlined text.

## QUESTION TEXT:

{In the last year/{Between/Since}{LAST INT MONTH AND YEAR}{and {MONTH AND YEAR OF DEATH}}, did {you/SP} ever get help with getting out of bed, getting around {inside, or going outside} {your/his/her} home {or building}, or {leaving {your/his/her} home/leaving {your/his/her} building}?

## CODES

1	YES	
2	NO	BOX DM4
	REFUSED	BOX DM4
	DON'T KNOW	BOX DM4

---

**BOX DM2****BOXDM2**

NOT ON FILE

If NEWSAMPLE flag = 1 (YES), go to DM3B.  
Otherwise, go to DM3C.

---

**DM2****dm5helpyrmor**

R5 DM2 GETTING HELP YR OR MORE

**DISPLAY INSTRUCTIONS:**

If MO25=1 (YES), display “getting out of bed”.

If MO18=1 (YES), display “getting around {your/his/her} {home/{apartment/room/unit/suite/other} {or building}”.

If MO6=1 (YES), display “leaving {your/his/her} home/leaving {your/his/her} building”.

If more than one activity displayed, display “or” between each one.

If STRUCTURE flag = 2 (multi-unit), display “or building”, and “leaving {your/his/her} building”.

Otherwise, display “leaving {your/his/her} home”.

**QUESTION TEXT:**

{Have you/Has SP} been getting help with {getting out of bed} {getting around {your/his/her} home {or building}} {leaving {your/his/her} home/leaving {your/his/her} building} for a year or more?

IF NEEDED: {Were you/Was SP} getting help before {CURRENT MONTH AND YEAR - 1 YEAR}?

**CODES**

1	YES, A YEAR OR MORE	
2	NO, LESS THAN A YEAR	DM3B
	REFUSED	BOX DM4
	DON'T KNOW	BOX DM4

---

**DM3A****dm5yrsgethlp**

R5 DM3A HOW MANY YRS GETTNG HELP

**DISPLAY INSTRUCTIONS:**

If only one activity displayed at DM2, display “that”.

If more than one activity displayed at DM2, display “any of these activities”.

**QUESTION TEXT:**

About how many years {have you/has SP} been getting help with {that/any of these activities}?

ENTER NUMBER OF YEARS

ENTER 997 IF GETTING HELP SINCE BIRTH/ENTIRE LIFE

**ENTER NUMBER**

Range	1 to 120
Soft Range	1 to 50
REFUSED	
DON'T KNOW	

**PROGRAMMER INSTRUCTIONS:**

Hard range: 1-120 or 997.  
Soft range: 1-50.  
Go to BOX DM4

**DM3B**

**dm5mthgethlp**

R5 DM3B MNTH FIRST LAST GET HLP

**DISPLAY INSTRUCTIONS:**

If DM1 = 1 (help in last year), display “last” and “any of these activities”.  
If DM2 = 2 (help for less than a year) and only one activity displayed at DM2, display “first” and “that”.  
If DM2 = 2 (help for less than a year) and more than one activity displayed at DM2, display “first” and “any of these activities”.

Display “MONTH” in underlined text.

**QUESTION TEXT:**

In what month since {CURRENT MONTH AND YEAR – 1 YEAR} did {you/SP} {first/last} get help with {that/any of these activities}?

ENTER MONTH

**ENTER NUMBER**

RANGE	1 to 12
REFUSED	BOX DM4
DON'T KNOW	BOX DM4

**DM3B1**

**dm5yrgethlp**

R5 DM3B YEAR FIRST LAST GET HLP

**DISPLAY INSTRUCTIONS:**

If DM1 = 1 (HELP IN LAST YEAR), display “last” and “any of these activities”.  
If DM2 = 2 (HELP FOR LESS THAN A YEAR) and only one activity displayed at DM2, display “first” and “that”.  
If DM2 = 2 (HELP FOR LESS THAN A YEAR) and more than one activity displayed at DM2, display “first” and “any of these activities”.  
Display “4-DIGIT YEAR” in underlined text.

**QUESTION TEXT:**

In what month and year since {CURRENT MONTH AND YEAR – 1 YEAR} did {you/SP} {first/last} get help with {that/any of these activities}?

ENTER 4-DIGIT YEAR

**ENTER NUMBER**

REFUSED
DON'T KNOW

**PROGRAMMER INSTRUCTIONS:**

RANGE: CURRENT YEAR-1 to CURRENT YEAR  
Go to BOX DM4.

**DM3C**

**dm5helpstmo**

R5 DM3C MONTH MOBIL HELP STARTED



**DISPLAY INSTRUCTIONS:**

If DECEASED flag = 1 (YES), display "of {his/her} life".

If DM1 = 1 (YES), do not display the first sentence and display "any of these activities".

Otherwise, display question intro according to the following instructions:

If CURRENT INT MO25 = 1 (YES), display "getting out of bed".

If CURRENT INT MO18 = 1 (YES) and DECEASED flag = 1 (YES), display "getting around inside".

Otherwise if CURRENT INT MO18 = 1 (YES), display "getting around {your/his/her} home {or building}".

If CURRENT INT MO6 = 1 (YES) and DECEASED flag = 1 (YES), display "going outside".

Otherwise if CURRENT INT MO6 = 1 (YES), display "leaving {your/his/her} home/leaving {your/his/her} building".

If more than one activity displayed, display "and" between each one, and "any of these activities".

Otherwise, if only one activity displayed, display "that".

If STRUCTURE flag = 2 (MULTI-UNIT), display "or building", and "leaving {your/his/her} building".

Display "first" in bold underlined text

**QUESTION TEXT:**

{In the last month {of {his/her} life} {you/SP} got help with {getting out of bed} {{getting around {your/his/her} home {or building}}/ {{leaving {your/his/her} home/leaving {your/his/her} building }} {{getting around inside} {going outside}}, and at the time of the last interview in {LAST INT MONTH AND YEAR}, {you were/SP was} not getting this help.}

In what month since {LAST INT MONTH AND YEAR}, did {you/SP} first get help with {that/any of these activities}?

ENTER MONTH

IF LAST INTERVIEW INFORMATION IS INCORRECT, ENTER 90

**ENTER NUMBER**

RANGE	1 to 12
REFUSED	BOX DM3D
DON'T KNOW	BOX DM3D

**PROGRAMMER INSTRUCTIONS:**

Hard range: 1-12 and 90

If DM3c=90, go to BOX DM4

**DM3C1**

dm5helpstyr

R5 DM3C1 YEAR MOBIL HELP STARTED

**DISPLAY INSTRUCTIONS:**

Display "4-DIGIT YEAR" in underlined text.

**QUESTION TEXT:**

[In what month and year since {LAST INT MONTH AND YEAR}, did {you/SP} first get help with {that/any of these activities}?

ENTER 4-DIGIT YEAR

**ENTER NUMBER**

REFUSED
DON'T KNOW

**PROGRAMMER INSTRUCTIONS**

Soft Range: CURRENT YEAR-1 to CURRENT YEAR

Hard Range: R1 INT YEAR to CURRENT YEAR

Combined month and year cannot be before date of last interview. If date is before date of last interview,

display error message #15.

---

**BOX DM3D****BOX DM3D**

NOT ON FILE

If [LAST INT MO6, MO18, and MO25 = 2 (NO), RF, or DK] and [CURRENT INT MO6, MO18, or MO25 = 1 (YES)], go to BOX DM4.

Otherwise, go to DM3D.

---

**DM3D****dm5helpendmo**

R5 DM3D MONTH MOBIL HELP ENDED

**DISPLAY INSTRUCTIONS:**

If DECEASED flag = 1 (YES), display "of {his/her} life".

If DM1 = 1 (YES), do not display the first sentence and display "any of these activities".

Otherwise display question intro according to the following instructions:

If LAST INT MO25 = 1 (YES), display "getting out of bed".

If LAST INT MO18 = 1 (YES) and DECEASED flag = 1 (YES), display "getting around inside". Otherwise if LAST INT MO18 = 1 (YES), display "getting around {your/his/her} home {or building}".

If LAST INT MO6 = 1 (YES) and DECEASED flag = 1 (YES), display "going outside". Otherwise if LAST INT MO6 = 1 (YES), display "leaving {your/his/her} home/leaving {your/his/her} building".

If more than one activity displayed, display "and" between each one and "any of these activities". Otherwise, if only one activity displayed, display "that".

If STRUCTURE flag = 2 (MULTI-UNIT), display "or building", and "leaving {your/his/her} building".

Display "last" in the phrase "last get help" in bold underlined text.

**QUESTION TEXT:**

{At the time of the last interview in {LAST INT MONTH AND YEAR}, {you/SP} got help with {getting out of bed} {{getting around {your/his/her} home {or building}} {{leaving {your/his/her} home/leaving {your/his/her} building}}/{{getting around inside} {going outside}}, and in the last month {of{his/her} life} {you were/SP was} not getting this help.}

In what month since {LAST INT MONTH AND YEAR}, did {you/SP} last get help with {that/any of these activities}?

ENTER MONTH

IF LAST INTERVIEW INFORMATION IS INCORRECT, ENTER 90

**ENTER NUMBER**

RANGE  
REFUSED  
DON'T KNOW

1 to12  
BOX DM4  
BOX DM4

**PROGRAMMER INSTRUCTIONS:**

Hard range: 1-12 and 90

If DM3D=90, go to BOX DM4

---

**DM3D1****dm5helpendyr**

R5 DM3D1 YEAR MOBIL HELP ENDED

**QUESTION TEXT:**

[In what month and year since {LAST INT MONTH AND YEAR}, did {you/SP} last get help with {that/any of

these activities?}]

ENTER 4-DIGIT YEAR

**ENTER NUMBER**

REFUSED  
DON'T KNOW

**PROGRAMMER INSTRUCTIONS:**

Soft Range: CURRENT YEAR-1 to CURRENT YEAR  
Hard Range: R1 INT YEAR to CURRENT YEAR

Combined month and year cannot be before date of last interview. If date is before date of last interview, display error message #15.

Go to BOX DM4.

---

**DM3E**

**dm5nohelp**

R5 DM3E NO MOBIL HELP MTH PLUS

**DISPLAY INSTRUCTIONS:**

If DECEASED flag = 1 (YES), display "of {his/her} life" and "Between {LAST INT MONTH AND YEAR} and {MONTH AND YEAR DIED}".

Otherwise, display "Since {LAST INT MONTH AND YEAR}".

If LAST INT MO25 = 1 (YES), display "getting out of bed".

IF LAST INT MO18 = 1 (YES), and DECEASED flag = 1 (YES), display "getting around inside". Otherwise if LAST INT MO18 = 1 (YES), display "getting around {your/his/her} home {or building}".

If LAST INT MO6 = 1 (YES) and DECEASED flag = 1 (YES), display "going outside". Otherwise if LAST INT MO6 = 1 (YES), display "leaving {your/his/her} home/leaving {your/his/her} building".

If more than one activity displayed, display "and" between each one.

If STRUCTURE flag = 2 (MULT-UNIT), display "or building" and "leaving {your/his/her} building".

**QUESTION TEXT:**

In the last month {of his/her} life} {you/SP} got help with {getting out of bed} {{getting around {your/his/her} home {or building}} {leaving {your/his/her} home/leaving {your/his/her} building}}/{{getting around inside} {going outside}}, and at the time of the last interview in {LAST INT MONTH AND YEAR} {you were/{he/she} was} also getting help like this.

{Between {LAST INT MONTH AND YEAR} and {MONTH AND YEAR DIED}}/Since {LAST INT MONTH AND YEAR}}, did {you/he/she} go without help like this for a month or more?

**CODES**

1	YES	
2	NO	BOX DM4
90	LAST INTERVIEW INFORMATION INCORRECT	BOX DM4
	REFUSED	BOX DM4
	DON'T KNOW	BOX DM4

---

**DM3F**

**dm5nohelpmos**

R5 DM3F MONTHS OF NO MOBIL HELP

**QUESTION TEXT:**

For about how many months altogether did {you/SP} go without help like this?

**ENTER NUMBER**

Range 1 to 24  
REFUSED  
DON'T KNOW

---

If NEWSAMPLE flag = 1 (YES) and [CANE flag =1 (YES) or WALKER flag =1 (YES) or WHEELCHAIR flag =1 (YES) or SCOOTER flag =1 (YES)], go to DM5.

Else if NEWSAMPLE flag = 1 (YES), go to DM4.

Else if [LAST INT CANE flag, WALKER flag, WHEELCHAIR flag, and SCOOTER flag <> 1 (YES)] and [CURRENT INT CANE flag, WALKER flag, WHEELCHAIR flag, or SCOOTER flag = 1 (YES)], go to DM6C.

Else if [LAST INT CANE flag, WALKER flag, WHEELCHAIR flag or SCOOTER flag = 1 (YES)], and [CURRENT INT CANE flag, WALKER flag, WHEELCHAIR flag, and SCOOTER flag <> 1 (YES)], go to DM6D.

Else if [LAST INT CANE flag, WALKER flag, WHEELCHAIR flag, or SCOOTER flag = 1 (YES)] and [CURRENT INT CANE flag, WALKER flag, WHEELCHAIR flag, or SCOOTER flag = 1 (YES)], go to DM6E.

Otherwise, go to DM4.

**DM4**

**dm5lstrycane**

R5 DM4 IN LST YR USE CANE WALKER

**DISPLAY INSTRUCTIONS:**

If NEWSAMPLE flag = 1 (YES), display "In the last year".

If DECEASED flag = 1 (YES), display "Between" and "{LAST INT MONTH AND YEAR}" and "and {MONTH AND YEAR OF DEATH}".

Otherwise if NEWSAMPLE flag <> 1 (YES), display "Since" and "{LAST INT MONTH AND YEAR}.

**QUESTION TEXT:**

{In the last year/{Between/Since} {LAST INT MONTH AND YEAR} {and {MONTH and YEAR of DEATH}}, did {you/SP} ever use a cane, walker, wheelchair, or scooter?

**CODES**

1	YES	
2	NO	BOX DM7
	REFUSED	BOX DM7
	DON'T KNOW	BOX DM7

**BOX DM5**

**BOXDM5**

NOT ON FILE

If NEWSAMPLE flag = 1 (YES), go to DM6B.  
Otherwise, go to DM6C.

**DM5**

**dm5caneforyr**

R5 DM5 USD CANE, ETC. YR OR MORE

**DISPLAY INSTRUCTIONS:**

If CANE flag=1 (YES), display "cane".  
If WALKER flag=1 (YES), display "walker".  
If WHEELCHAIR flag=1 (YES), display "wheelchair".  
If SCOOTER flag=1 (YES), display "scooter".

If more than one mobility device displayed, display “or” between each one.

**QUESTION TEXT:**

{Have you/Has SP} used a {cane} {walker} {wheelchair} {scooter} for a year or more?

IF NEEDED: {Were you/Was SP} using a {cane} {walker} {wheelchair} {scooter} before {CURRENT MONTH AND YEAR - 1 YEAR}?

**CODES**

1	YES, A YEAR OR MORE	
2	NO, LESS THAN A YEAR	DM6B
	REFUSED	BOX DM7
	DON'T KNOW	BOX DM7

---

**DM6A**

dm5yrsuscane

R5 DM6A YEARS USING A CANE, ETC

**DISPLAY INSTRUCTIONS:**

If only one mobility device displayed at DM5, display “that”.

If more than one mobility device displayed at DM5, display “any of these”.

**QUESTION TEXT:**

About how many years {have you/has SP} been using {that/any of these}?

ENTER NUMBER OF YEARS

ENTER 997 IF USING MOBILITY DEVICE SINCE BIRTH/ENTIRE LIFE

**ENTER NUMBER**

Range	1 to 120
Soft Range	1 to 50
REFUSED	
DON'T KNOW	

**PROGRAMMER INSTRUCTIONS:**

Hard range: 1-120 or 997.

Soft range: 1-50.

Go to BOX DM7

---

**DM6B**

dm5mtfrtcane

R5 DM6B MTH FST/LST USE CANE ETC

**DISPLAY INSTRUCTIONS:**

If DM4 = 1 (used device in last year), display “last” and “any of these”.

If DM5 = 2 (used device for less than a year) and only device displayed at DM5, display “first” and “that”.

If DM5 = 2 (used device for less than a year) and more than one device displayed at DM5, display “first” and “any of these”.

**QUESTION TEXT:**

In what month since {CURRENT MONTH AND YEAR - 1 YEAR} did {you/SP} {first/last} use {that/any of these}?

ENTER MONTH

**ENTER NUMBER**

Range	1 to 12
REFUSED	BOX DM7
DON'T KNOW	BOX DM7

---

**DM6B1**

**dm5yrfrcane**

R5 DM6B YEAR FST/LST USE CANE ETC

**DISPLAY INSTRUCTIONS:**

If DM4 = 1 (used device in last year), display "last" and "any of these".  
If DM5 = 2 (used device for less than a year) and only device displayed at DM5, display "first" and "that".  
If DM5 = 2 (used device for less than a year) and more than one device displayed at DM5, display "first" and "any of these".

Display "4-DIGIT YEAR" in underlined text.

**QUESTION TEXT:**

In what month since {CURRENT MONTH AND YEAR – 1 YEAR} did {you/SP} {first/last} use {that/any of these}?

ENTER 4-DIGIT YEAR

**ENTER NUMBER**

REFUSED  
DON'T KNOW

**PROGRAMMER INSTRUCTIONS:**

Range: CURRENT YEAR-1 to CURRENT YEAR  
Go to BOX DM7.

---

**DM6C**

**dm5devstmo**

R5 DM6C MONTH DEVICE USE STARTED

**DISPLAY INSTRUCTIONS:**

If DECEASED flag = 1 (YES), display "of {his/her} life".

If DM4 = 1 (YES), do not display first sentence and display "any of these devices".

Otherwise, display question text according to the following directions:

If CURRENT INT CANE flag = 1 (YES), display "a cane".

If CURRENT INT WALKER flag = 1 (YES), display "a walker".

If CURRENT INT WHEELCHAIR flag = 1 (YES), display "a wheelchair".

IF CURRENT INT SCOOTER flag = 1 (YES), display "a scooter".

If more than one device displayed, display "and" between each one and "these devices." Otherwise, if only one device displayed, display "this device".

If more than one device displayed, display "any of these devices". Otherwise, if only one device displayed, display name of device.

Display "first" in bold underlined text.

**QUESTION TEXT:**

{In the last month {of {his/her} life}, {you/SP} used {a cane} {a walker} {a wheelchair} {a scooter} and at the time of the last interview in {LAST INT MONTH AND YEAR}, {you were/SP was} not using {this device/these devices}.}

In what month since {LAST INT MONTH AND YEAR} did {you/SP} first use {{a cane/a walker/ a wheelchair/ a scooter}/any of these devices}?

ENTER MONTH

IF LAST INTERVIEW INFORMATION IS INCORRECT, ENTER 90

**ENTER NUMBER**

Range	1 to 12
REFUSED	BOX DM6D
DON'T KNOW	BOX DM6D

**PROGRAMMER INSTRUCTIONS:**

Hard range: 1-12 and 90

If DM6C=90, go to BOX DM7

---

**DM6C1**

**dm5devstyr**

R5 DM6C1 YEAR DEVICE USE STARTED

**QUESTION TEXT:**

[In what month and year since {LAST INT MONTH AND YEAR} did {you/SP} first use {{a cane/a walker/ a wheelchair/ a scooter}/any of these devices}?]

ENTER 4-DIGIT YEAR

**ENTER NUMBER**

REFUSED  
DON'T KNOW

**PROGRAMMER INSTRUCTIONS:**

Soft Range: CURRENT YEAR-1 to CURRENT YEAR

Hard Range: R1 INT MONTH to CURRENT YEAR

Combined month and year cannot be before date of last interview. If date is before date of last interview, display error message #15.

Go to BOX DM4.

---

**BOX DM6D**

**BOX DM6D**

NOT ON FILE

If [LAST INT CANE flag, WALKER flag, WHEELCHAIR flag, and SCOOTER flag <> 1 (YES)] and [CURRENT INT CANE flag, WALKER flag, WHEELCHAIR flag, or SCOOTER flag = 1 (YES)], go to BOX DM7.

Otherwise, go to DM6D.

---

**DM6D**

**dm5devendmo**

R5 DM6D MONTH DEVICE USE ENDED

**DISPLAY INSTRUCTIONS:**

If DECEASED flag = 1 (YES), display "of {his/her} life".

If DM4 = 1 (YES), do not display first sentence and display "any of these devices".

Otherwise display question intro according to the following instructions:

If LAST INT CANE flag = 1 (YES), display "a cane".

If LAST INT WALKER flag = 1 (YES), display "a walker".

If LAST INT WHEELCHAIR flag = 1 (YES), display "a wheelchair". If LAST

INT SCOOTER flag = 1 (YES), display "a scooter".

If more than one device displayed, display "and" between each one and "any of these devices".  
Otherwise, if only one device displayed, display "this device".

Display "last" in the phrase "last use" in bold underlined text.

Display "MONTH" in underlined text.

**QUESTION TEXT:**

{At the time of the last interview in {LAST INT MONTH AND YEAR}, {you/SP} used {a cane} {a walker} {a wheelchair} {a scooter} and in the last month {of {his/her} life}, {you were/SP was} not using {this device/any of these devices}.

In what month since {LAST INT MONTH AND YEAR} did {you/SP} last use {this device/any of these devices}?

**ENTER NUMBER**

Range	1 to 12
REFUSED	BOX DM7
DON'T KNOW	BOX DM7

**PROGRAMMER INSTRUCTIONS:**

Hard range: 1-12 and 90

If DM6D=90, go to BOX DM7

---

**DM6D1**

**dm5devendyr**

R5 DM6D1 YEAR DEVICE USE ENDED

**QUESTION TEXT:**

[In what month and year since {LAST INT MONTH AND YEAR} did {you/SP} first use {{a cane/a walker/ a wheelchair/ a scooter}/any of these devices}?:]

ENTER 4-DIGIT YEAR

**ENTER NUMBER**

REFUSED  
DON'T KNOW

**PROGRAMMER INSTRUCTIONS:**

Soft Range: CURRENT YEAR-1 to CURRENT YEAR

Hard Range: R1 INT MONTH to CURRENT YEAR

Combined month and year cannot be before date of last interview. If date is before date of last interview, display error message #15.

Go to BOX DM7.

---

**DM6E**

**dm5nodev**

R5 DM6E NO DEVICE MONTH PLUS

**DISPLAY INSTRUCTIONS:**

If DECEASED flag = 1 (YES), display "of {his/her} life".

For both sentences:

If more than one device displayed, display "and" between each one.

First sentence fill:

If CURRENT INT CANE flag = 1 (YES), display "a cane".



If CURRENT INT WALKER flag = 1 (YES), display "a walker".  
 If CURRENT INT WHEELCHAIR flag = 1 (YES), display a "wheelchair".  
 If CURRENT INT SCOOTER flag = 1 (YES), display "a scooter".

Second sentence fill:

If LAST INT CANE flag = 1 (YES), display "a cane".  
 If LAST INT WALKER flag = 1 (YES), display "a walker".  
 If LAST INT WHEELCHAIR flag = 1 (YES), display "a wheelchair".  
 If LAST INT SCOOTER flag = 1 (YES), display "a scooter."

**QUESTION TEXT:**

In the last month {of {his/her} life}, {you/SP} used {a cane} {a walker} {a wheelchair} {a scooter}. At the time of the last interview in {LAST INT MONTH AND YEAR}, {you were/{he/she} was} using {a cane} {a walker} {a wheelchair} {a scooter}.

Since {LAST INT MONTH AND YEAR}, did {you/SP} go without using any devices for a month or more?

**CODES**

1	YES	
2	NO	BOX DM7
90	LAST INTERVIEW INFORMATION INCORRECT	BOX DM7
	REFUSED	BOX DM7
	DON'T KNOW	BOX DM7

**DM6F**

dm5nodevmos

R5 DM6F MONTHS OF NO DEVICE

**QUESTION TEXT:**

For about how many months altogether did {you/SP} go without using any devices?

**ENTER NUMBER**

Range	1 to 24
REFUSED	
DON'T KNOW	

**BOX DM7**

BOX DM7

NOT ON FILE

If NEWSAMPLE flag = 1 (YES) and {AGE on PERSON ROSTER} = 65, go to Section DT - Driving and Transportation.  
 Else if NEWSAMPLE flag = 1 (YES) and DM3A = 997 (HELP ENTIRE LIFE), go to BOX DM9.  
 Else if NEWSAMPLE flag = 1 (YES) and DM3A = 1-120 and [{AGE ON PERSON ROSTER} - {YEARS FROM DM3A} ≤ 65], go to BOX DM9.  
 Else if NEWSAMPLE flag = 1 (YES), go to DM7PRE.  
 Else if DECEASED flag = 1 (YES), go to Section SC - Self-Care Activities.  
 Otherwise, go to Section DT - Driving and Transportation.

**DM7**

dm5mobhelp65

R5 DM7 GETTIG HLP W MOBIL AGE 65

**DISPLAY INSTRUCTIONS:**

Display "help" in bold underlined text.

**QUESTION TEXT:**

{Were you/Was SP} getting help with getting out of bed, getting around {your/his/her} home or leaving {your/his/her} home around the time when {you/he/she} turned 65?

**CODES**

- |   |            |         |
|---|------------|---------|
| 1 | YES        | BOX DM9 |
| 2 | NO         |         |
|   | REFUSED    |         |
|   | DON'T KNOW |         |

---

**BOX DM8**

**BOXDM8**

NOT ON FILE

If DM2 = 1 (help for a year or more) or 2 (help for less than a year) or DM1 = 1 (help in last year), go to BOX DM9.  
Otherwise, go to DM8.

---

**DM8**

**dm5snc65mohl**

R5 DM8 SINCE 65 EV GET HLP W MOB

**QUESTION TEXT:**

Since {you/SP} turned 65, was there any time when {you/he/she} got help with any of these activities?

**CODES**

- |   |            |  |
|---|------------|--|
| 1 | YES        |  |
| 2 | NO         |  |
|   | REFUSED    |  |
|   | DON'T KNOW |  |

---

**BOX DM9**

**BOXDM9**

NOT ON FILE

If DM6a= 997 (USED DEVICES ENTIRE LIFE), go to Section DT – Driving & Transportation.  
Else if DM6A = 1-120 and {AGE on PERSON ROSTER} – {NUMBER OF YEARS from DM6A} ≤ 65, go to Section DT – Driving & Transportation.  
Otherwise, go to DM9.

---

**DM9**

**dm5at65uscan**

R5 DM9 USE CANE, ETC WHEN TRN 65

**QUESTION TEXT:**

{Were you/Was SP} using a cane, walker, wheelchair, or scooter around the time when {you/he/she} turned 65?

**CODES**

- |   |            |            |
|---|------------|------------|
| 1 | YES        | SECTION DT |
| 2 | NO         |            |
|   | REFUSED    |            |
|   | DON'T KNOW |            |

---

**BOX DM10**

**BOXDM10**

NOT ON FILE

If DM5 = 1 (used device for a year or more) or 2 (used device for less than a year) or DM4 = 1 (used device in last year), go to Section DT -, Driving and Transportation.  
Otherwise, go to DM10.

---

**DM10**

**dm5snc65uscn**

R5 DM10 SINCE TURNED 65 USD CANE

**QUESTION TEXT:**

Since {you/SP} turned 65, was there any time when {you/he/she} used a cane, walker, wheelchair, or scooter to get around?

**CODES**

- 1 YES
- 2 NO
- REFUSED
- DON'T KNOW

**PROGRAMMER INSTRUCTIONS:**

Go to Section DT – Driving and Transportation

---

**Derived Variables from Items in DM Section**

<b>dm5dhlpyr</b>	R5 D ANY MOBILITY HELP LAST YEAR
<b>dm5dhlpst</b>	R5 D MTHS MOBILITY HELP STARTED
<b>dm5dhlpend</b>	R5 D MONTHS MOBILITY HELP ENDED
<b>dm5dhlpyrs</b>	R5 D YEARS OF MOBILITY HELP
<b>dm5ddeviyr</b>	R5 D MOB DEVICE USE LAST YR
<b>dm5ddevist</b>	R5 D MTHS DEVICE USE SINCE START
<b>dm5ddeviend</b>	R5 D MONTHS DEVICE USE SINCE END
<b>dm5ddeviyrs</b>	R5 D YEARS OF DEVICE USE
<b>dmds5dintvl</b>	R5 D MTHS MONTHS BETWEEN LAST INT AND EITHER CURRENT INT OR DATE OF DEATH
<b>dm5dmohlp</b>	R5 D MONTHS OF MOBILITY HELP
<b>dm5dmodev</b>	R5 D MONTHS OF MOBILITY DEVICE HELP
<b>dm5dmohlpgr</b>	R5 D MOBILITY HELP GROUP
<b>dm5dmodevgr</b>	R5 D MOBILITY DEVICE GROUP
<b>dm5flag</b>	R5 D SPECIAL CASES DM SECTION ROUTE

---

## NHATS Round 5

Section DT [DRIVING AND TRANSPORTATION]

Sequence: 20

---

**BOX DT1PRE**

**BOX DT1PRE**

NOT ON FILE

If R1 NEVERDROVE flag = 1 (YES) and if DIDN'T LEAVE flag = 1 (YES), go to Section HA - Household Activities.

Otherwise, go to DT1PRE.

---

**DT1PRE**

**DT1PRE**

NOT ON FILE

**QUESTION TEXT:**

The next few questions are about how {you get/SP gets} places.

PRESS 1 AND ENTER TO CONTINUE.

---

**BOX DT1A**

**BOX DT1A**

NOT ON FILE

If NEWSAMPLE flag = 1 (YES) and if DIDN'T LEAVE flag = 1 (YES), go to DT2.

Else if NEWSAMPLE flag = 1 (YES), go to DT1.

Else if R1 NEVER DROVE flag = 1 (YES), go to DT4.

Otherwise, go to DT1A.

---

**DT1A**

**dt5driveyr**

R5 DT1A DRIVE IN LAST YEAR

**QUESTION TEXT:**

Since the time of the last interview in {LAST INT MONTH AND YEAR} did {you/SP}} ever drive {yourself/himself/herself} places?

**CODES**

1	YES	
2	NO/NO LONGER DRIVE	DT4
	REFUSED	DT4
	DON'T KNOW	DT4

**PROGRAMMER INSTRUCTIONS:**

If DT1A = 1 (YES), set DROVEINLASTYEAR flag = 1 (YES).

---

**DT1**

**dt5oftedrive**

R5 DT1 HOW OFTEN DRIVE PLACES

**DISPLAY INSTRUCTIONS:**

DISPLAY TEXT "In the last month" IN BOLD UNDERLINED TEXT

**QUESTION TEXT:**

SHOWCARD DT1

In the last month, how often did {you/SP} drive {yourself/himself/herself} places? Would you say every day, most days, some days, rarely, or never?.

**CODES**

1	EVERY DAY (7 DAYS A WEEK)
2	MOST DAY S(5-6 DAYS A WEEK)
3	SOME DAY S(2-4 DAYS A WEEK)

- 4 RARELY (ONCE A WEEK OR LESS)
- 5 NEVER
- REFUSED
- DON'T KNOW

**PROGRAMMER INSTRUCTIONS:**

If DT1 = 1, 2, 3, or 4, set DRIVES flag = 1 (YES).

<b>BOX DT2</b>	<b>BOXDT2</b>	<b>NOT ON FILE</b>
If NEWSAMPLE flag = 1 (YES) and DT1= 5 (NEVER), RF, or DK, go to DT2. Else if NEWSAMPLE flag = 1 (YES), go to BOX DT3PRE. Else if DT1= 5 (NEVER), RF, or DK, go to DT4. Otherwise, go to BOX DT3PRE.		

<b>DT2</b>	<b>dt5lastdrove</b>	<b>R5 DT2 WHEN LAST TIME YOU DROVE</b>
<b>QUESTION TEXT:</b>		
When was the last time {you/SP} drove?		
INDICATE RESPONSE UNIT		

**CODES**

- |   |                      |            |
|---|----------------------|------------|
| 1 | MONTH AND YEAR       | DT2A1      |
| 2 | NUMBER OF MONTHS AGO | DT2B       |
| 3 | NUMBER OF YEARS AGO  | DT2C       |
| 4 | AGE WHEN LAST DROVE  | DT2D       |
| 7 | NEVER DROVE          | BOX DT3PRE |
|   | REFUSED              | BOX DT3PRE |
|   | DON'T KNOW           | BOX DT3PRE |

<b>DT2A1</b>	<b>dt5mthldrov</b>	<b>R5 DT2A1 MONTH LAST DROVE</b>
<b>DISPLAY INSTRUCTIONS:</b>		
Display "MONTH" in underlined text.		
<b>QUESTION TEXT:</b>		
ENTER MONTH AND YEAR {SP} LAST DROVE		
ENTER MONTH		

**ENTER NUMBER**

Range 1 to 12

**PROGRAMMER INSTRUCTIONS:**

Display month label after month entry.

<b>DT2A2</b>	<b>dt5yrldrov</b>	<b>R5 DT2A2 YEAR LAST DROVE</b>
<b>DISPLAY INSTRUCTIONS:</b>		
Display DT2a1 and DT2a2 on the same screen.		

Display "4-DIGIT YEAR" in underlined text.

**QUESTION TEXT:**

ENTER MONTH AND YEAR {SP} LAST DROVE

ENTER 4-DIGIT YEAR

**ENTER NUMBER**

Range	1910 to 2015
Soft Range	1930 to 2015

**PROGRAMMER INSTRUCTIONS:**

If date formed by DT2a1 and DT2a2 is later than {TODAY'S DATE}, display Error Message #5.

Hard Range is (CURRENT YEAR - 110) to CURRENT YEAR

Soft Range is (CURRENT YEAR - 80) to CURRENT YEAR

Go to Box DT3PRE.

---

**DT2B**

dt5mthagodrv

R5 DT2B MONTHS AGO LAST DROVE

**DISPLAY INSTRUCTIONS:**

Display "MONTHS" in underlined text.

**QUESTION TEXT:**

ENTER NUMBER OF MONTHS AGO THAT {SP} last drove

**ENTER NUMBER**

Range	1 to 24
-------	---------

**PROGRAMMER INSTRUCTIONS:**

Go to Box DT3PRE.

---

**DT2C**

dt5yragoldrv

R5 DT2C HOW MNY YRS AGO LST DROV

**DISPLAY INSTRUCTIONS:**

Display "YEARS" in underlined text.

**QUESTION TEXT:**

ENTER NUMBER OF YEARS AGO THAT {SP} LAST DROVE

**ENTER NUMBER**

Range	1 to 95
Soft Range	1 to 30

**PROGRAMMER INSTRUCTIONS:**

If DT2c > SP AGE, display error message "CONFIRM RESPONSE. NUMBER OF YEARS AGO LAST DROVE IS GREATER THAN SP'S CURRENT AGE".

Go to Box DT3PRE.

---

**DT2D**

dt5ageltdrv

R5 DT2D AGE WHEN LAST DROVE

**DISPLAY INSTRUCTIONS:**

Display "AGE" in underlined text.

**QUESTION TEXT:**

ENTER SP'S AGE WHEN LAST DROVE

**ENTER NUMBER**

Range	14 to 100
Soft Range	16 to 90

**PROGRAMMER INSTRUCTIONS:**

ERROR CHECK: AGE ENTERED AT DT2D SHOULD BE LESS THAN OR EQUAL TO SP AGE on PERSON ROSTER.

**BOX DT3PRE**

**BOXDT3PRE**

**NOT ON FILE**

If NEWSAMPLE flag = 1 (YES) and ((the difference between TODAY'S DATE and date combination in DT2a1 and DT2a2 is less than or equal to 12 months) OR (number of months in DT2b is less than or equal to 12) or (the difference between SP's current age and the age at DT2d is less than or equal to 1) or DRIVES flag = 1 (YES)), set DROVEINLASTYEAR flag = 1 (YES).

Else if NEWSAMPLE flag = 1 (YES) and DT2 = 7 (NEVER DROVE) set R5 NEVERDROVE flag = 1 (YES).

Else if DIDN'TLEAVE flag = 1 (YES), go to Section HA – HOUSEHOLD ACTIVITIES.

Else if DRIVES flag = 1 (YES), go to DT3PRE.

Otherwise, go to DT4.

**DT3PRE**

**DT4PRE**

**NOT ON FILE**

**QUESTION TEXT:**

Now I have some questions about driving situations people sometimes avoid

PRESS 1 AND ENTER TO CONTINUE.

**DT3**

- dt5avoidriv1**
- dt5avoidriv2**
- dt5avoidriv3**
- dt5avoidriv4**

- R5 DT3A AVOID DRIVING AT NIGHT
- R5 DT3B AVOID DRIVING ALONE
- R5 DT3C AVOID DRIVING HIGHWAYS
- R5 DT3D AVOID DRIVING BAD WEATHR

**DISPLAY INSTRUCTIONS:**

If at DT3a, do not display question text in brackets.

Otherwise, display question text in brackets.

Display response option 7. NO RAIN OR BAD WEATHER for DT3D only.

Use "Same Question Stem" display

**QUESTION TEXT:**

{[]In the last month, did {you/SP} ever avoid driving{[]}

{variable text [a-d]}

RESPONSE 1[a] at night?  
 RESPONSE 2[b] alone?  
 RESPONSE 3[c] on busy roads or highways?  
 RESPONSE 4[d] in the rain or other bad weather?

**CODES**

1 YES  
 2 NO  
 7 NO, NO RAIN OR BAD WEATHER  
 REFUSED  
 DON'T KNOW

**PROGRAMMER INSTRUCTIONS:**

Array the responses and variable text columns in the panel.

Display 'variable text' in the a-d sequence until all rows have been displayed.

---

<b>DT4</b>	<b>dt5getoplc1</b>	R5 DT4A SP WALKED GOT PLACES
	<b>dt5getoplc2</b>	R5 DT4B GOT RIDE FAM FRIEND PD
	<b>dt5getoplc3</b>	R5 DT4C VANSHUTTLE PROV BY PLACE
	<b>dt5getoplc4</b>	R5 DT4D VAN SHUTTLE FOR SENIORS
	<b>dt5getoplc5</b>	R5 DT4E SP TOOK PUBLIC TRANSPRT
	<b>dt5getoplc6</b>	R5 DT4F SP TOOK TAXI GOT PLACES
	<b>dt5getoplc7</b>	R5 DT4G GOT PLACES OTHR SPECIFY

**DISPLAY INSTRUCTIONS:**

If at DT4a, do not display question text in brackets.

Otherwise, display question text in brackets.

Display "else" if DRIVES flag = 1 (YES).

For variable text [a], if WHEELCHAIR flag = 1 (YES) or SCOOTER flag = 1 (YES), display "or use {your/his/her}".

If WHEELCHAIR flag = 1 (YES), display "wheelchair".

If SCOOTER flag = 1 (YES), display "scooter".

If WHEELCHAIR flag = 1 (YES) and SCOOTER flag = 1 (YES), display "wheelchair or scooter".

If FACILITY flag = 1 (YES) or RETIREMENTCOMMUNITY flag = 1 (YES), display item c and for variable text [d] display, "not provided by the place {you live/{he/she} lives}"

**QUESTION TEXT:**

{[ ]}In the last month, how {else} did {you/SP} get to places outside {your/his/her}{home/building}? Did {you/he/she}{[ ]}

{variable text [a-g]}

RESPONSE 1 [a] walk {or use {your/his/her}}{wheelchair/ scooter/ wheelchair or scooter}?

RESPONSE 2 [b] get a ride from a family member, friend, or someone paid to help?

{RESPONSE 3 [c] use a van or shuttle service provided by the place {you live/{he/she} lives}?

RESPONSE 4 [d] use a van or shuttle service for seniors or people with disabilities {not provided by the place {you live/{he/she} lives}}?

RESPONSE 5 [e] take public transportation (the bus, subway, or train)?

RESPONSE 6 [f] take a taxi?

RESPONSE 7 [g] use any other way to get places?

**CODES**



- 1 YES
- 2 NO
- REFUSED
- DON'T KNOW

**PROGRAMMER INSTRUCTIONS:**

Array the responses and variable text columns in the panel.

Display 'variable text' in the a-d sequence until all rows have been displayed.  
 If DT4g = 1 (YES OTHER WAYS), go to DT4H.

Otherwise, go to BOX DT5A.

---

<b>DT4H</b>	<b>DT4H</b>	NOT ON FILE
-------------	-------------	-------------

**QUESTION TEXT:**

SPECIFY OTHER WAY OF GETTING AROUND

**ENTER TEXT**

Length	25
--------	----

---

<b>BOX DT5A</b>	<b>BOX DT5A</b>	NOT ON FILE
-----------------	-----------------	-------------

If DT4b = 1 (YES, RIDE FROM FAMILY, FRIEND, OR SOMEONE PAID TO HELP), go to DT5A.  
 Otherwise, go to Section HA - Household Activities.-

---

<b>DT5A</b>	<b>op5tkplhip1</b>	R5 DT5A TAKES SP PLACES MOST
	<b>op5relatnshp</b>	R5 RELASHIP TO SP UPDATE AND NEW

**DISPLAY INSTRUCTIONS:**

Display HELPER RELATIONSHIP CODES.

Display PERSON ROSTER with FIRST NAME, LAST NAME, and RELATIONSHIP TO SP. Allow entry for FIRST NAME, LAST NAME, and RELATIONSHIP TO SP fields.

Display "first" and "last" in underlined text.

**QUESTION TEXT:**

In the last month, which family member, friend, or someone paid to help took {you/SP} places most often?

IF PERSON NAMED IS NOT ON THE ROSTER, PRESS CTRL/P TO ADD A PERSON

DT5b. [What is (his/her) first name?] CONFIRM SPELLING

DT5c. [What is (his/her) last name?] CONFIRM SPELLING

DT5d. [What is (his/her) relationship to {you/SP}?] PRESS F1 FOR HELP SCREEN

**CODES**

- 2 SPOUSE/PARTNER
- 3 DAUGHTER
- 4 SON
- 5 DAUGHTER-IN-LAW
- 6 SON-IN-LAW
- 7 STEPDAUGHTER

8	STEPSON
9	SISTER
10	BROTHER
11	SISTER-IN-LAW
12	BROTHER-IN-LAW
13	MOTHER
14	STEPMOTHER
15	MOTHER-IN-LAW
16	FATHER
17	STEPFATHER
18	FATHER-IN-LAW
19	GRANDDAUGHTER
20	GRANDSON
21	NIECE
22	NEPHEW
23	AUNT
24	UNCLE
25	COUSIN
26	STEPDAUGHTER'S SON/DAUGHTER
27	STEPSON'S SON/DAUGHTER
28	DAUGHTER-IN-LAW'S SON/DAUGHTER
29	SON-IN-LAW'S SON/DAUGHTER
30	BOARDER/RENTER
31	PAID AIDE/HOUSEKEEPER/EMPLOYEE
32	ROOMMATE
33	EX-WIFE/EX-HUSBAND
34	BOYFRIEND/GIRLFRIEND
35	NEIGHBOR
36	FRIEND
37	SOMEONE/SERVICE AT THE PLACE SP LIVES/LIVED
38	CO-WORKER
39	MINISTER, PRIEST, OR OTHER CLERGY
40	PSYCHIATRIST, PSYCHOLOGIST, COUNSELOR, OR THERAPIST
91	OTHER RELATIVE
92	OTHER NONRELATIVE

**PROGRAMMER INSTRUCTIONS:**

For roster selection/addition at DT5A, set TOOK PLACES MOST OFTEN flag = 1 (yes).

Allow only one person to be selected/added to the roster for DT5A.

---

**DT6**

**dt5otfrfamtk**

R5 DT6 ANTH FND FAM MEM TOOK YOU

**QUESTION TEXT:**

Was there another friend or family member who took {you/SP} places in the last month?

**CODES**

1	YES	
2	NO	Section HA
	REFUSED	Section HA
	DON'T KNOW	Section HA

---

**DT7A**

**op5tkplhlp2**

R5 DT7A TAKES SP PLACES OTH

**op5relatnshp**

R5 RELASHIP TO SP UPDATE AND NEW

**DISPLAY INSTRUCTIONS:**

Display HELPER RELATIONSHIP CODES.

Display PERSON ROSTER with FIRST NAME, LAST NAME, and RELATIONSHIP TO SP. Allow entry for FIRST NAME, LAST NAME, and RELATIONSHIP TO SP fields.

Display "first" and "last" in underlined text.

**QUESTION TEXT:**

Who was that (friend or family member who took {you/SP} places in the last month)?

IF PERSON NAMED IS NOT ON THE ROSTER, PRESS CTRL/P TO ADD A PERSON

DT7b. [What is (his/her) first name?] CONFIRM SPELLING

DT7c. [What is (his/her) last name?] CONFIRM SPELLING

DT7d. [What is (his/her) relationship to {you/SP}?] PRESS F1 FOR HELP SCREEN

**CODES**

2	SPOUSE/PARTNER
3	DAUGHTER
4	SON
5	DAUGHTER-IN-LAW
6	SON-IN-LAW
7	STEPDAUGHTER
8	STEPSON
9	SISTER
10	BROTHER
11	SISTER-IN-LAW
12	BROTHER-IN-LAW
13	MOTHER
14	STEPMOTHER
15	MOTHER-IN-LAW
16	FATHER
17	STEPFATHER
18	FATHER-IN-LAW
19	GRANDDAUGHTER
20	GRANDSON
21	NIECE
22	NEPHEW
23	AUNT
24	UNCLE
25	COUSIN
26	STEPDAUGHTER'S SON/DAUGHTER
27	STEPSON'S SON/DAUGHTER
28	DAUGHTER-IN-LAW'S SON/DAUGHTER
29	SON-IN-LAW'S SON/DAUGHTER
30	BOARDER/RENTER
31	PAID AIDE/HOUSEKEEPER/EMPLOYEE
32	ROOMMATE
33	EX-WIFE/EX-HUSBAND
34	BOYFRIEND/GIRLFRIEND
35	NEIGHBOR
36	FRIEND
37	SOMEONE/SERVICE AT THE PLACE SP LIVES/LIVED
38	CO-WORKER

- 39 MINISTER, PRIEST, OR OTHER CLERGY
- 40 PSYCHIATRIST, PSYCHOLOGIST, COUNSELOR, OR THERAPIST
- 91 OTHER RELATIVE
- 92 OTHER NONRELATIVE

**PROGRAMMER INSTRUCTIONS:**

Allow one roster selection/addition. Set TOOK PLACES flag = 1 (YES) for selection/addition.  
Do not allow person selected/added at DT5A to be selected at DT7A.

If selection of person with TOOK PLACES MOST OFTEN flag=1(YES), display message "PERSON ALREADY SELECTED FOR TAKING SP PLACES MOST OFTEN. SELECT/ADD A DIFFERENT PERSON ON ROSTER"

Go to Section HA - Household Activities

<b>Flag Variables Set in DT Section</b>	
<b>f15dneverdrv</b>	R5 F DT SP NEVER DROVE
<b>f15drives</b>	R5 F DT SP DRIVES CAR
<b>f15drvlstyr</b>	R5 F DT SP DROVE CAR IN PAST YR

---

# NHATS Round 5

Section HA [HOUSEHOLD ACTIVITIES]

Sequence: 21

---

HA1PRE

HA1PRE

NOT ON FILE

QUESTION TEXT:

Next I have a few questions about chores around {your/SP's} {home/apartment/ room/unit/suite/other} and how they got done in the last month.

PRESS 1 AND ENTER TO CONTINUE

---

HA1

ha5laun

R5 HA1 HOW LAUNDRY GOT DONE

DISPLAY INSTRUCTIONS:

Display HA1, HA1A, HA2, HA2A on same screen.  
Display "in the last month" in bold underlined text.

If PROXY flag is null, display "1a".  
If PROXY flag = 1 (yes), display "1b".

QUESTION TEXT:

SHOW CARD HA{1a/1b}

Let's start with {your/SP's} laundry. By laundry we mean cleaning {your/{his/her}} clothing, sheets, and towels.

Which answer best describes how {your/SP's} laundry got done in the last month? Did {you/{he/she}} always do this by {yourself/himself/herself}, always do it together with someone else, did someone else always do it for {you/{him/her}}, or did it vary?

CODES

1	ALWAYS DID IT BY SELF	HA2
2	ALWAYS DID IT TOGETHER WITH SOMEONE ELSE	HA2
3	SOMEONE ELSE ALWAYS DID IT	HA3A
4	IT VARIED (MORE THAN ONE WAY)	
5	NOT DONE IN LAST MONTH	HA4
	REFUSED	HA5
	DON'T KNOW	HA5

---

HA1A

ha5launslf

R5 HA1A DO LAUNDRY YOURSELF

DISPLAY INSTRUCTIONS:

Display "by {yourself/himself/herself}" in bold underlined text

QUESTION TEXT:

In the last month, did {you/SP} ever do {your/{his/her}} laundry by {yourself/himself/herself}?

CODES

1	YES
2	NO
	REFUSED
	DON'T KNOW

<b>HA2</b>	<b>ha5whrmachi1</b>	R5 HA2 WASH MACHINE IN HOME
	<b>ha5whrmachi2</b>	R5 HA2 WASH MACHIN IN BUILDING
	<b>ha5whrmachi3</b>	R5 HA2 WASH MACHIN LAUNDROMAT
	<b>ha5whrmachi4</b>	R5 HA2 WASH MACHIN SINK IN HOME
	<b>ha5whrmachi5</b>	R5 HA2 WASH MACH SINK IN BUILDNG
	<b>ha5whrmachi6</b>	R5 HA2 WASH MACHIN OTHR SPECIFY

**DISPLAY INSTRUCTIONS:**

If FACILITY flag = 1 or STRUCTURE = 2 (multi-unit), display “or building”.  
 If FACILITY flag = 1 or STRUCTURE = 2 (multi-unit), display responses 2 and 5.

**QUESTION TEXT:**

In the last month, when {you/SP} did {your/{his/her}} laundry, where did {you/{he/she}} do that? Did {you/{he/she}} use a machine in {your/{his/her}} home {or building}, at a Laundromat, or what?

SELECT ALL THAT APPLY

<b>CODES</b>	<b>Code All That Apply</b>	
1	MACHINE IN HOME	BOX HA3A
2	{MACHINE ELSEWHERE IN BUILDING}	BOX HA3A
3	LAUNDROMAT	BOX HA3A
4	SINK IN HOME	BOX HA3A
5	{SINK ELSEWHERE IN BUILDING}	BOX HA3A
91	OTHER (SPECIFY)	
	REFUSED	BOX HA3A
	DON'T KNOW	BOX HA3A

<b>HA2A</b>	<b>HA2A</b>	NOT ON FILE
-------------	-------------	-------------

**QUESTION TEXT:**

SPECIFY WHERE {SP} DID LAUNDRY.

**ENTER TEXT**

Length 50

<b>BOX HA3A</b>	<b>BOX HA3A</b>	NOT ON FILE
-----------------	-----------------	-------------

If HA1 = 1 (always by self), go to HA5.  
 Otherwise, go to HA3a.

<b>HA3A</b>	<b>op5launhlp</b>	R5 HA3A HELPS SP WITH LAUNDRY
	<b>op5relatnshp</b>	R5 RELASHIP TO SP UPDATE AND NEW

**DISPLAY INSTRUCTIONS:**

Display HELPER RELATIONSHIP CODES.

If FACILITY flag = 1 (YES), display “a staff person from the place where {you live/{he/she} lives}.”

Display PERSON ROSTER with FIRST NAME, LAST NAME, and RELATIONSHIP TO SP. Allow entry for FIRST NAME,

LAST NAME, and RELATIONSHIP TO SP fields.

If FACILITY flag = 1 (YES) or RETIREMENTCOMMUNITY flag = 1 (YES), display SERVICE/SOMEONE FROM THE PLACE SP LIVES/DIED on the PERSON ROSTER.

If HA1 = 2 (always with someone else) display “when {you/SP} did {your/{his/her}} laundry, who did that with {you/him/her}”.

If HA1 = 3 (someone else always did), display “who did {your/SP’s} laundry for {you/{him/her}}”.

If HA1 = 4 (varied) display “who did {your/SP’s} laundry with {you/{him/her}} or for {you/{him/her}}”.

Display "first" and "last" in underlined text.

**QUESTION TEXT:**

In the last month, {when {you/SP} did {your/{his/her}} laundry, who did that with {you/{him/her}}/who did {your/SP’s} laundry for {you/{him/her}}/who did {your/SP’s} laundry with {you/{him/her}} or for {you/{him/her}}?}

IF NEEDED: This includes family, friends, { a staff person from the place where {you live/{he/she} lives,} or someone paid to help {you/{him/her}}.

PROBE: Anyone else?

SELECT ALL THAT APPLY

IF PERSON NAMED IS NOT ON THE ROSTER, PRESS CTRL/P TO ADD A PERSON

HA3b. [What is (his/her) first name?] CONFIRM SPELLING

HA3c. [What is (his/her) last name?] CONFIRM SPELLING

HA3d. [What is (his/her) relationship to {you/SP}?] PRESS F1 FOR HELP SCREEN

**CODES**

- 2 SPOUSE/PARTNER
- 3 DAUGHTER
- 4 SON
- 5 DAUGHTER-IN-LAW
- 6 SON-IN-LAW
- 7 STEPDAUGHTER
- 8 STEPSON
- 9 SISTER
- 10 BROTHER
- 11 SISTER-IN-LAW
- 12 BROTHER-IN-LAW
- 13 MOTHER
- 14 STEPMOTHER
- 15 MOTHER-IN-LAW
- 16 FATHER
- 17 STEPFATHER
- 18 FATHER-IN-LAW
- 19 GRANDDAUGHTER
- 20 GRANDSON
- 21 NIECE
- 22 NEPHEW
- 23 AUNT
- 24 UNCLE
- 25 COUSIN

- 26 STEPDAUGHTER'S SON/DAUGHTER
- 27 STEPSON'S SON/DAUGHTER
- 28 DAUGHTER-IN-LAW'S SON/DAUGHTER
- 29 SON-IN-LAW'S SON/DAUGHTER
- 30 BOARDER/RENTER
- 31 PAID AIDE/HOUSEKEEPER/EMPLOYEE
- 32 ROOMMATE
- 33 EX-WIFE/EX-HUSBAND
- 34 BOYFRIEND/GIRLFRIEND
- 35 NEIGHBOR
- 36 FRIEND
- 37 SOMEONE/SERVICE AT THE PLACE SP LIVES/LIVED
- 38 CO-WORKER
- 39 MINISTER, PRIEST, OR OTHER CLERGY
- 40 PSYCHIATRIST, PSYCHOLOGIST, COUNSELOR, OR THERAPIST
- 91 OTHER RELATIVE
- 92 OTHER NONRELATIVE

**PROGRAMMER INSTRUCTIONS:**

For each roster selection/addition at HA3, set HELPEDWITHLAUNDRY flag = 1 (yes).

---

**BOX HA4**

**BOX HA4**

**NOT ON FILE**

If HA1 = 2 (always with someone else) and HELPEDWITHLAUNDRY flag = 1 (YES) for SERVICE/SOMEONE FROM THE PLACE SP LIVES, go to HA6.

If HA1 = 3 (someone else always did) and HELPEDWITHLAUNDRY flag = 1 (YES) for SERVICE/SOMEONE FROM THE PLACE SP LIVES, go to BOX HA7.

If HA1 = 4 (varied) and HELPEDWITHLAUNDRY flag = 1 (YES) for SERVICE/SOMEONE FROM THE PLACE SP LIVES, go to BOX HA5.

Otherwise go to HA4.

---

**HA4**

**ha5dlaunreas**

**R5 D LAUNDRY REASN WITH BY OTHER**

**DISPLAY INSTRUCTIONS:**

If HA1 = 2 (always with someone else), display "with".

If HA1 = 3 (someone else always did), display "for".

If HA1 = 4 (varied), display "with or for".

If HA1 = 5 (not done in last month), use null display for first sentence.

Display "HEALTH OR FUNCTIONING" and "OTHER REASON" in underlined text.

Display responses in two side-by-side columns, with "HEALTH AND FUNCTIONING" and "OTHER REASON" as column headers. Display the remaining text for CODE 1 and CODE 2 as lists below each of the corresponding column headers.

**QUESTION TEXT:**

{What is the reason someone else did {your/SP's} laundry {with/for/with or for} {you/{him/her}}?} Was that because of {your/SP's} health or functioning or some other reason?

SELECT ALL THAT APPLY

**CODES**

- 1 HEALTH OR FUNCTIONING INCLUDES: AGE, MEMORY, VISION, HEALTH CONDITION/DISEASE NAMES, SURGERY, UNABLE TO DRIVE
- 2 OTHER REASON INCLUDES: SHARED ACTIVITY,



ALWAYS DONE THIS WAY, SOMEONE ELSE  
WANTED TO DO IT, PAY SOMEONE, DOESN'T LIKE  
TO DO IT  
REFUSED  
DON'T KNOW

**PROGRAMMER INSTRUCTIONS:**

If HA4 = (HEALTH OR FUNCTIONING), set, HELATHREASONHELPWITHLAUNDRY flag = 1 (yes).

---

**BOX HA5**

**BOX HA5**

NOT ON FILE

If HA1a = 1 (yes by self), go to HA5.  
If HA1 = 2 (always with someone else) or HA1a ≠ 1 (didn't do by self), go to HA6.  
[If HA1 = 3 (someone else always did) or HA1 = 5 (not done in last month)] and  
HEALTHREASONHELPWITHLAUNDRY flag = 1 (yes), go to BOX HA7.  
Otherwise, go to HA20PRE.

---

**HA5**

**ha5laundif**

R5 HA5 DIFF DOING LAUNDRY BY SELF

**DISPLAY INSTRUCTIONS:**

Display "by {yourself/himself/herself}" in bold underlined text.

**QUESTION TEXT:**

In the last month, how much difficulty did {you/SP} have doing laundry by {yourself/himself/herself}.  
Would you say none, a little, some, or a lot?

**CODES**

1 NONE  
2 A LITTLE  
3 SOME  
4 A LOT  
REFUSED  
DON'T KNOW

---

**HA6**

**ha5launoft**

R5 HA6 HOW OFTEN DO LAUNDRY

**DISPLAY INSTRUCTIONS:**

Display "a year ago" in bold underlined text.

**QUESTION TEXT:**

Compared to a year ago, {do you/does SP} do {your/{his/her}} laundry more often, less often, or about  
the same?

**CODES**

1 MORE OFTEN  
2 LESS OFTEN  
3 SAME  
REFUSED  
DON'T KNOW

---

**BOX HA7**

**BOX HA7**

NOT ON FILE

If [HA1 = 1 (always by self) or HA1 = 4 (varied)] and [HA5 = 2 (a little difficulty) or HA5 = 3 (some difficulty) or HA5 = 4 (a lot of difficulty)], go to HA7.

If [HA1 = 2 (always with someone else) or HA1 = 3 (someone else always did) or HA1 = 4 (varied) or HA1 = 5 (not done in last month)] and [HEALTHREASONHELPWITHLAUNDRY flag = 1 (yes) or HELPEDWITHLAUNDRY flag = 1 (YES) for SERVICE/SOMEONE FROM PLACE SP LIVES], go to HA7.

Otherwise, go to HA20PRE

---

**HA7****ha5launwout**

R5 HA7 EVER GO WOUT CLEAN LAUNDR

**DISPLAY INSTRUCTIONS:**

If HA1= 1 (always did by self) or 5 (not done in last month) or HA1a = 1 (yes by self), display “it was too difficult to do by {yourself/himself/herself}”.

Otherwise, display “no one was there to help or do that for {you/{him/her}}”.

Display "in the last month" in underlined text.

**QUESTION TEXT:**

In the last month, did {you/SP} ever go without clean laundry because {it was too difficult to do by {yourself/himself/herself} / no one was there to help or do that for {you/him/her}}?

**CODES**

1	YES
2	NO
	REFUSED
	DON'T KNOW

---

**HA20PRE****HA20PRE**

NOT ON FILE

**QUESTION TEXT:**

The next few questions are about shopping for groceries or personal items.

IF NEEDED: By personal items, we mean things like toiletries that you can buy at the grocery or drug store.

PRESS 1 AND ENTER TO CONTINUE

---

**HA20****ha5shop**

R5 HA20 HOW YOUR SHOPPING DONE

**DISPLAY INSTRUCTIONS:**

If PROXY flag is null, display “1a”.

If PROXY flag = 1 (yes), display “1b”.

Display "in the last month" in bold underlined text.

**QUESTION TEXT:**

SHOW CARD HA{1a/1b}

Which answer best describes how {your/SP's} shopping got done in the last month? Did {you/{he/she}} always do this by {yourself/himself/herself}, always do it together with someone else, did someone else always do it for {you/{him/her}}, or did it vary?

**CODES**

1	ALWAYS DID IT BY SELF	HA22
2	ALWAYS DID IT TOGETHER WITH SOMEONE ELSE	HA22
3	SOMEONE ELSE ALWAYS DID IT	HA25A
4	IT VARIED (MORE THAN ONE WAY)	
5	NOT DONE IN LAST MONTH	HA26
	REFUSED	HA27
	DON'T KNOW	HA27

**HA20A****ha5shopslf**

R5 HA20A EVER SHOP BY YOURSELF

**DISPLAY INSTRUCTIONS:**

Display "by {yourself/himself/herself}" in bold underlined text.

**QUESTION TEXT:**

In the last month, did {you/SP} ever do {your/{his/her}} shopping by {yourself/himself/herself}?

**CODES**

1	YES
2	NO
	REFUSED
	DON'T KNOW

**HA22****ha5showpaygr1**

R5 HA22 PAY GROC PERS ITMS CASH

**ha5showpaygr2**

R5 HA22 PAY GROC PERS ITMS CHCK

**ha5showpaygr3**

R5 HA22 PAY GROC PERS ITMS DEBIT

**ha5showpaygr4**

R5 HA22 PAY GROC PERS CREDIT

**ha5showpaygr5**

R5 HA22 PAY GROC PERS FOOD STMP

**ha5showpaygr6**

R5 HA22 PAY GROC PERS SMON ELS

**ha5showpaygr7**

R5 HA22 PAY GROC PERS OTHR SPEC

**QUESTION TEXT:**

SHOW CARD HA2

In the last month, when {you/SP} shopped for groceries or other personal items, did {you/{he/she}} pay for them with cash, check, debit card, credit card, or some other way?

SELECT ALL THAT APPLY

**CODES****CODE ALL THAT APPLY**

1	CASH
2	CHECK
3	DEBIT OR GIFT CARD
4	CREDIT CARD
5	FOOD STAMPS
6	SOMEONE ELSE PAYS
91	OTHER
	REFUSED
	DON'T KNOW

<b>HA23</b>	<b>ha5howgtstr1</b>	R5 HA23 DROVE TO THE STORE
	<b>ha5howgtstr2</b>	R5 HA23 FAM FRND PD HLP DROVE
	<b>ha5howgtstr3</b>	R5 HA23 VAN PLACE SP LIVES DROVE
	<b>ha5howgtstr4</b>	R5 HA23 VAN 4 DIS SENIORS DROVE
	<b>ha5howgtstr5</b>	R5 HA23 PUBLIC TRANSPORT TO STORE
	<b>ha5howgtstr6</b>	R5 HA23 SP TOOK TAXI 2 THE STORE
	<b>ha5howgtstr7</b>	R5 HA23 SP WALKED TO STORE
	<b>ha5howgtstr8</b>	R5 HA23 OTHR SPECIFY TO STORE

**DISPLAY INSTRUCTIONS:**

If DT1 = 1 (drives every day), 2 (drives most days), 3 (drives some days) or 4 (rarely) OR DROVEINLASTYEAR flag = 1 (yes), display “drive,” and response 1.

If FACILITY flag = 1 (yes), display “use a service provided by the place where {you live/{he/she} lives},”.

If FACILITY flag = 1 (yes) or RETIREMENTCOMMUNITY flag = 1 (YES), display response 3 and for response 4, “not provided by the place SP lives”.

DISPLAY “In the last year” IN BOLD UNDERLINED TEXT

**QUESTION TEXT:**

SHOW CARD HA3

In the last year, how did {you/SP} get to the store to shop for groceries or personal items? Did {you/{he/she}} {drive,} get a ride from a family member or friend, {use a service provided by the place where {you live/{he/she} lives},} or what?

SELECT ALL THAT APPLY

<b>CODES</b>	<b>CODE ALL THAT APPLY</b>	
1	{DROVE}	HA24A
2	GOT A RIDE FROM A FAMILY MEMBER OR FRIEND OR SOMEONE PAID TO HELP	HA24A
3	{USED A VAN OR SHUTTLE SERVICE PROVIDED BY THE PLACE SP LIVES}	HA24A
4	{USED A VAN OR SHUTTLE SERVICE FOR PEOPLE WITH DISABILITIES OR SENIORS {(NOT PROVIDED BY THE PLACE SP LIVES)}	HA24A
5	TOOK PUBLIC TRANSPORTATION (THE BUS, SUBWAY, TRAIN, OR TRAM)	HA24A
6	TOOK A TAXI	HA24A
7	WALKED	HA24A
91	OTHER (SPECIFY)	
	REFUSED	HA24A
	DON'T KNOW	HA24A

---

<b>HA23A</b>	<b>HA23A</b>	NOT ON FILE
--------------	--------------	-------------

**QUESTION TEXT:**

SPECIFY HOW GOT TO STORE.

ENTER TEXT

Length

50

---

**HA24A**

**ha5shopcart**

R5 HA24B EVER USE MOTORIZED CART

**DISPLAY INSTRUCTIONS:**

Display "in the last month" in bold underlined text.

**QUESTION TEXT:**

In the last month, when {you/SP} went to the store to shop did {you/{he/she}} ever use a motorized cart?

**CODES**

1 YES  
2 NO  
REFUSED  
DON'T KNOW

---

**HA24B**

**ha5shoplean**

R5 HA24B EVER LEAN ON SHOP CART

**DISPLAY INSTRUCTIONS:**

Display "in the last month" in bold underlined text.

**QUESTION TEXT:**

In the last month, when {you/SP} went to the store to shop did {you/{he/she}} ever lean on the shopping cart to help {you/{him/her}} get around the store?

**CODES**

1 YES  
2 NO  
REFUSED  
DON'T KNOW

---

**BOX HA25A**

**BOX HA25A**

NOT ON FILE

If HA20 = 1 (always by self) go to HA27.  
Otherwise, go to HA25A.

---

**HA25A**

**op5shoplp**

R5 HA25A HELPS SP WITH SHOPPING

**op5relatnshp**

R5 RELASHIP TO SP UPDATE AND NEW

**DISPLAY INSTRUCTIONS:**

Display HELPER RELATIONSHIP CODES.

Display PERSON ROSTER with FIRST NAME, LAST NAME, and RELATIONSHIP TO SP. Allow entry for FIRST NAME, LAST NAME, and RELATIONSHIP TO SP fields.

If FACILITY flag = 1 (YES), display "a staff person from the place where {you live/{he/she} lives}."

If FACILITY flag = 1 (YES) or RETIREMENTCOMMUNITY flag = 1 (YES), display SERVICE/SOMEONE FROM THE PLACE SP LIVES/DIED on the PERSON ROSTER.

If HA20 = 2 (always with someone else), display “when {you/SP} shopped for groceries or personal items, who did that with {you/{him/her}}”.

If HA20 = 3 (someone else always did), display “who shopped for groceries or personal items for {you/SP}”.

If HA20 = 4 (varied), display “who shopped for groceries or personal items with {you/SP} or for {you/{him/her}}”.

Display "first" and "last" in underlined text.

**QUESTION TEXT:**

In the last month, {when {you/SP} shopped for groceries or personal items, who did that with {you/{him/her}} / who shopped for groceries or personal items for {you/SP} /who shopped for groceries or personal items with {you/SP} or for you/{him/her}}?

IF NEEDED: This includes family, friends, { a staff person from the place where {you live/{he/she} lives},} or someone paid to help {you/{him/her}}.

PROBE: Anyone else? SELECT ALL THAT APPLY

IF PERSON NAMED IS NOT ON THE ROSTER, PRESS CTRL/P TO ADD A PERSON.

HA25b. [What is (his/her) first name?] CONFIRM SPELLING

HA25c. [What is (his/her) last name?] CONFIRM SPELLING

HA25d. [What is (his/her) relationship to {you/SP}?:] PRESS F1 FOR HELP SCREEN

**CODES**

- 2 SPOUSE/PARTNER
- 3 DAUGHTER
- 4 SON
- 5 DAUGHTER-IN-LAW
- 6 SON-IN-LAW
- 7 STEPDAUGHTER
- 8 STEPSON
- 9 SISTER
- 10 BROTHER
- 11 SISTER-IN-LAW
- 12 BROTHER-IN-LAW
- 13 MOTHER
- 14 STEPMOTHER
- 15 MOTHER-IN-LAW
- 16 FATHER
- 17 STEPFATHER
- 18 FATHER-IN-LAW
- 19 GRANDDAUGHTER
- 20 GRANDSON
- 21 NIECE
- 22 NEPHEW
- 23 AUNT
- 24 UNCLE
- 25 COUSIN
- 26 STEPDAUGHTER'S SON/DAUGHTER
- 27 STEPSON'S SON/DAUGHTER
- 28 DAUGHTER-IN-LAW'S SON/DAUGHTER
- 29 SON-IN-LAW'S SON/DAUGHTER
- 30 BOARDER/RENTER
- 31 PAID AIDE/HOUSEKEEPER/EMPLOYEE

- 32 ROOMMATE
- 33 EX-WIFE/EX-HUSBAND
- 34 BOYFRIEND/GIRLFRIEND
- 35 NEIGHBOR
- 36 FRIEND
- 37 SOMEONE/SERVICE AT THE PLACE SP LIVES/LIVED
- 38 CO-WORKER
- 39 MINISTER, PRIEST, OR OTHER CLERGY
- 40 PSYCHIATRIST, PSYCHOLOGIST, COUNSELOR, OR THERAPIST
- 91 OTHER RELATIVE
- 92 OTHER NONRELATIVE

**PROGRAMMER INSTRUCTIONS:**

For each roster selection/addition at HA25, set HELPEDWITHSHOPPING flag = 1 (yes).

---

**BOX HA26**                      **BOX HA26**                      NOT ON FILE

If HA20 = 2 (always with someone else) and HELPEDWITHSHOPPING flag = 1 (YES) for SERVICE/SOMEONE FROM PLACE SP LIVES, go to HA28.

If HA20 = 3 (someone else always did) and HELPEDWITHSHOPPING flag = 1 (YES) for SERVICE/SOMEONE FROM PLACE SP LIVES, go to BOX HA29.

If HA20 = 4 (varied) and HELPEDWITHSHOPPING flag = 1 (YES) for SERVICE/SOMEONE FROM PLACE SP LIVES, go to BOX HA27.

Otherwise go to HA26

---

**HA26**                                      **ha5dshopreas**                                      R5 D SHOP REASN WITH BY OTHERS

**DISPLAY INSTRUCTIONS:**

- If HA20 = 2 (always with someone else), display “with” . If
- HA20 = 3 (someone else always did), display “for” .
- If HA20 = 4 (varied), display “with or for” .
- If HA20 = 5 (not done in last month), use null display for first sentence.

Display “HEALTH OR FUNCTIONING” and “OTHER REASON” in underlined text.  
 Display responses in two side-by-side columns with "HEALTH AND FUNCTIONING" and "OTHER REASON" as the column headers. Display the remaining text for CODE 1 and CODE 2 as lists below each of the corresponding column headers.

**QUESTION TEXT:**

{What is the reason someone else shopped for groceries or personal items {with/for/with or for} {you/SP}?} Was that because of {your/SP's} health or functioning or some other reason?

SELECT ALL THAT APPLY

- CODES**                      **Code All That Apply**
- 1 HEALTH OR FUNCTIONING INCLUDES: AGE, MEMORY, VISION, HEALTH CONDITION/DISEASE NAMES, SURGERRY, UNABLE TO DRIVE
  - 2 OTHER REASON INCLUDES: SHARED ACTIVITY, ALWAYS DONE THIS WAY, SOMEONE ELSE WANTED TO DO IT, PAY SOMEONE, DOESN'T LIKE TO DO IT  
REFUSED
- BOX HA27

DON'T KNOW

BOX HA27

**PROGRAMMER INSTRUCTIONS:**

If HA26 = 1 (HEALTH OR FUNCTIONING), set HEALTHREASONHELPWITH SHOPPING flag = 1 (yes).

**BOX HA27**

**BOX HA27**

NOT ON FILE

If HA20a = 1 (yes by self), go to HA27.  
 If HA20 = 2 (always with someone else) or HA20a ≠ 1 (didn't do by self), go to HA28.

If [HA20 = 3 (someone else always did) or HA20 = 5 (not done in last month)] and HEALTHREASONHELPWITHSHOPPING flag =1 (yes), go to BOX HA29.

Otherwise, go to HA30PRE.

**HA27**

**ha5shopdif**

R5 HA27 DIFF SHOPPING BY SELF

**DISPLAY INSTRUCTIONS:**

Display "by {yourself/himself/herself}" in bold underlined text.

**QUESTION TEXT:**

In the last month, how much difficulty did {you/SP} have shopping for groceries or personal items by {yourself/himself/herself}? Would you say none, a little, some, or a lot?

**CODES**

- 1 NONE
- 2 A LITTLE
- 3 SOME
- 4 A LOT
- REFUSED
- DON'T KNOW

**HA28**

**ha5shopoft**

R5 HA28 HOW OFT SHOP GROCERIES

**DISPLAY INSTRUCTIONS:**

Display "a year ago" in bold underlined text.

**QUESTION TEXT:**

Compared to a year ago, {do you/does SP} shop for groceries or personal items more often, less often, or about the same?

**CODES**

- 1 MORE OFTEN
- 2 LESS OFTEN
- 3 SAME
- REFUSED
- DON'T KNOW

**BOX HA29**

**BOX HA29**

NOT ON FILE

If [HA20 = 1 (always by self) or HA20 = 4 (varied)] and [HA27 = 2 (a little) or HA27 = 3 (some) or HA27 = 4 (a lot)], go to HA29.

If [HA20 = 2 (always with someone else) or HA20 = 3 (someone else always did) or HA20 = 4 (varied) or HA20 = 5 (not done in last month)] and [HEALTHREASONHELPWITHSHOPPING flag = 1 (yes) or



HELPEDWITHSHOPPING flag = 1 (YES) for SERVICE/SOMONE FROM PLACE SP LIVES, go to HA29.

Otherwise go to HA30PRE.

---

**HA29****ha5shopwout**

R5 HA29 EVER GO WITHOUT GROCERIES

**DISPLAY INSTRUCTIONS:**

If HA20=1 (always by self) or 5 (not done in last month), or HA20a = 1 (yes by self), display "it was too difficult to shop by {yourself/himself/herself}".

If HA20=2 (always with someone else) or 3 (someone else always did), display "no one was there to help or shop for {you/{him/her}}?"

Display "in the last month" in underlined text.

**QUESTION TEXT:**

In the last month, did {you/SP} ever go without groceries or personal items because {it was too difficult to shop by {yourself/himself/herself} / no one was there to help or shop for {you/{him/her}}}?

**CODES**

1	YES
2	NO
	REFUSED
	DON'T KNOW

---

**HA30PRE****HA30PRE**

NOT ON FILE

**QUESTION TEXT:**

Now let's turn to making hot meals.

PRESS 1 AND ENTER TO CONTINUE

---

**HA30****ha5meal**

R5 HA30 HOW HOT MEALS GET MADE

**DISPLAY INSTRUCTIONS:**

If PROXY flag is null, display "1a".

If PROXY flag = 1 (yes), display "1b".

Display "in the last month" in bold underlined text.

**QUESTION TEXT:**

SHOW CARD HA{1a/1b}

Which answer best describes how {your/SP's} hot meals got made in the last month? Did {you/{he/she}} always make them by {yourself/himself/herself}, always make them together with someone else, did someone else always make them for {you/{her/him}}, or did it vary?

**CODES**

1	ALWAYS DID IT BY SELF	HA30B
2	ALWAYS DID IT TOGETHER WITH SOMEONE ELSE	HA30B
3	SOMEONE ELSE ALWAYS DID IT	HA30B
4	IT VARIED (MORE THAN ONE WAY)	
5	NOT DONE IN LAST MONTH	HA33
	REFUSED	HA34
	DON'T KNOW	HA34

---

**HA30A****ha5mealslf**

R5 HA30A MAKE HOT MEALS YOURSELF

**DISPLAY INSTRUCTIONS:**

Display "by {yourself/himself/herself}" in bold underlined text.

**QUESTION TEXT:**

In the last month, did {you/SP} ever make {your/{his/her}} hot meals by {yourself/himself/herself}?

**CODES**

- |   |            |
|---|------------|
| 1 | YES        |
| 2 | NO         |
|   | REFUSED    |
|   | DON'T KNOW |
- 

**HA30B****ha5restamels**

R5 HA30B OFTN HAV RESTARNT MEALS

**DISPLAY INSTRUCTIONS:**

If FACILITY flag = 1 (yes), display "Do not include meals provided as a service by the place {you live/{he/she} lives}."

**QUESTION TEXT:**

SHOW CARD HA4

In the last month, when {you/SP} had hot meals, how often were they restaurant meals, including eat-in, take-out, or delivered meals? {Do not include meals provided as a service by the place {you live/{he/she} lives}.} Was it every time {you/{he/she}} had a hot meal, most times, sometimes, rarely, or never?

**CODES**

- |   |            |
|---|------------|
| 1 | EVERY TIME |
| 2 | MOST TIMES |
| 3 | SOMETIMES  |
| 4 | RARELY     |
| 5 | NEVER      |
|   | REFUSED    |
|   | DON'T KNOW |
- 

**HA30C****ha5mealwheel**

R5 HA30C OFTN GET MEALS ON WHEEL

**QUESTION TEXT:**

SHOW CARD HA4

In the last month, when {you/SP} had hot meals, how often were they from Meals on Wheels or other food assistance programs? Was it every time {you/{he/she}} had a hot meal, most times, sometimes, rarely, or never?

**CODES**

- |   |            |
|---|------------|
| 1 | EVERY TIME |
| 2 | MOST TIMES |
| 3 | SOMETIMES  |
| 4 | RARELY     |
| 5 | NEVER      |
|   | REFUSED    |
|   | DON'T KNOW |

---

**BOX HA31****BOX HA31**

NOT ON FILE

If HA30 = 3 (SOMEONE ELSE ALWAYS DID IT), go to HA32A.  
Else if HA14 = 1 (has microwave), go to HA31.  
Otherwise, go to BOX HA32A.

---

**HA31****ha5oftmrcrow**

R5 HA31 OFTEN USE THE MICROWAVE

**QUESTION TEXT:**

SHOW CARD HA4

In the last month, when {you/SP} made hot meals did {you/{he/she}} use the microwave oven every time, most times, sometimes, rarely, or never?

**CODES**

- |   |            |
|---|------------|
| 1 | EVERY TIME |
| 2 | MOST TIMES |
| 3 | SOMETIMES  |
| 4 | RARELY     |
| 5 | NEVER      |
|   | REFUSED    |
|   | DON'T KNOW |

---

**BOX HA32A****BOX HA3A**

NOT ON FILE

If HA30 = 1 (always did by self) go to HA34.  
Otherwise, go to HA32A.

---

**HA32A****op5mealhlp**

R5 HA32A HELPS SP WITH MEALS

**op5relatnshp**

R5 RELASHIP TO SP UPDATE AND NEW

**DISPLAY INSTRUCTIONS:**

Display HELPER RELATIONSHIP CODES.

Display PERSON ROSTER with FIRST NAME, LAST NAME, and RELATIONSHIP TO SP. Allow entry for FIRST NAME, LAST NAME, and RELATIONSHIP TO SP fields.

If FACILITY flag = 1 (YES), display "a staff person from the place where {you live/{he/she} lives}."

If FACILITY flag = 1 (YES) or RETIREMENTCOMMUNITY flag = 1 (YES), display SERVICE/SOMEONE FROM THE PLACE SP LIVES/DIED on the PERSON ROSTER.

Display RESTAURANT/TAKE OUT SERVICES and MEALS ON WHEELS on the person roster.

If HA30 = 2 (always with someone else), display "when {you/SP} made hot meals, who did that with {you/{him/her}}".

If HA30 = 3 (someone else always did), display "who made hot meals for {you/SP}".

If HA30 = 4 (varied), display "who made hot meals with {you/SP} or for {you/{him/her}}".

Display "first" and "last" in underlined text.

**QUESTION TEXT:**

In the last month, {when {you/SP} made hot meals, who did that with {you/{him/her}} / who made hot meals for {you/SP} / who made hot meals with {you/SP} or for {you/{him/her}}?}

IF NEEDED: This includes family, friends, { a staff person from the place where {you live/{he/she} lives},}  
or someone paid to help {you/{him/her}}.

PROBE: Anyone else?

SELECT ALL THAT APPLY

IF PERSON NAMED IS NOT ON THE ROSTER, PRESS CTRL/P TO ADD A PERSON.

HA32b. [What is (his/her) first name?] CONFIRM SPELLING

HA32c. [What is (his/her) last name?] CONFIRM SPELLING

HA32d. [What is (his/her) relationship to {you/SP}?] PRESS F1 FOR HELP SCREEN

#### CODES

2	SPOUSE/PARTNER
3	DAUGHTER
4	SON
5	DAUGHTER-IN-LAW
6	SON-IN-LAW
7	STEPDAUGHTER
8	STEPSON
9	SISTER
10	BROTHER
11	SISTER-IN-LAW
12	BROTHER-IN-LAW
13	MOTHER
14	STEPMOTHER
15	MOTHER-IN-LAW
16	FATHER
17	STEPFATHER
18	FATHER-IN-LAW
19	GRANDDAUGHTER
20	GRANDSON
21	NIECE
22	NEPHEW
23	AUNT
24	UNCLE
25	COUSIN
26	STEPDAUGHTER'S SON/DAUGHTER
27	STEPSON'S SON/DAUGHTER
28	DAUGHTER-IN-LAW'S SON/DAUGHTER
29	SON-IN-LAW'S SON/DAUGHTER
30	BOARDER/RENTER
31	PAID AIDE/HOUSEKEEPER/EMPLOYEE
32	ROOMMATE
33	EX-WIFE/EX-HUSBAND
34	BOYFRIEND/GIRLFRIEND
35	NEIGHBOR
36	FRIEND
37	SOMEONE/SERVICE AT THE PLACE SP LIVES/LIVED
38	CO-WORKER
39	MINISTER, PRIEST, OR OTHER CLERGY
40	PSYCHIATRIST, PSYCHOLOGIST, COUNSELOR, OR THERAPIST
91	OTHER RELATIVE
92	OTHER NONRELATIVE

**PROGRAMMER INSTRUCTIONS:**

For each roster selection/addition at HA25, set HELPEDWITHMEALS flag = 1 (yes).

**BOX HA33**

**BOX HA33**

**NOT ON FILE**

If HA30 = 2 (always with someone else) and HELPEDWITHMEALS flag= 1 (YES) for SERVICE/SOMEONE FROM PLACE SP LIVES, go to HA35.

If HA30 = 3 (someone else always did) and HELPEDWITHMEALS flag= 1 (YES) for SERVICE/SOMEONE FROM PLACE SP LIVES, go to BOX HA36.

If HA30 = 4 (varied) and HELPEDWITHMEALS flag= 1 (YES) for SERVICE/SOMEONE FROM PLACE SP LIVES, go to BOX HA34.

Otherwise go to HA33

**HA33**

**ha5dmealreas**

**R5 D MEALS REASN WITH BY OTHERS**

**DISPLAY INSTRUCTIONS:**

If HA30 = 2 (always with someone else), display "with".

If HA30 = 3 (someone else always did), display "for".

If HA30 = 4 (varied), display "with or for".

If HA30 = 5 (none made in last month), do not display first sentence.

Display "HEALTH OR FUNCTIONING" and "OTHER REASON" in underlined text.

Display responses in two side-by-side columns with "HEALTH AND FUNCTIONING" and "OTHER REASON" as column headers. Display the remaining text for CODE 1 and CODE 2 as lists below the corresponding column headers.

**QUESTION TEXT:**

{What is the reason someone else made hot meals {with/for/with or for} {you/SP's}?} Was that because of {your/SP's} health or functioning or some other reason?

SELECT ALL THAT APPLY

**CODES**

**Code All That Apply**

1 HEALTH OR FUNCTIONING INCLUDES: AGE, MEMORY, VISION, HEALTH CONDITION/DISEASE NAMES, SURGERRY, UNABLE TO DRIVE

2 OTHER REASON INCLUDES: SHARED ACTIVITY, ALWAYS DONE THIS WAY, SOMEONE ELSE WANTED TO DO IT, PAY SOMEONE, DOESN'T LIKE TO DO IT

REFUSED

BOX HA34

DON'T KNOW

BOX HA34

**PROGRAMMER INSTRUCTIONS:**

If HA33 = 1 (HEALTH OR FUNCTIONING), set HEALTHREASONHELPWITHMEALS flag = 1 (yes).

**BOX HA34**

**BOX HA34**

**NOT ON FILE**

If HA30a = 1 (yes by self), go to HA34.

If HA30 = 2 (always with someone else) or HA30a ≠ 1 (didn't do by self), go to HA35.

If [HA30 = 3 (someone else always did) or HA30 = 5 (not done in last month)] and HEALTHREASONHELPWITHMEALS flag = 1 (yes), go to BOX HA36.

Otherwise, go to HA40PRE.

---

**HA34****ha5dmealdif**

R5 HA34 DIFICULTY MAK MEALS SELF

**DISPLAY INSTRUCTIONS:**

Display "by {yourself/himself/herself}" in bold underlined text.

**QUESTION TEXT:**

In the last month, how much difficulty did {you/SP} have shopping for groceries or personal items by {yourself/himself/herself}? Would you say none, a little, some, or a lot?

**CODES**

1	NONE
2	A LITTLE
3	SOME
4	A LOT
	REFUSED
	DON'T KNOW

---

**HA35****ha5mealoft**

R5 HA35 HOW OFTEN MAKE HOT MEALS

**DISPLAY INSTRUCTIONS:**

Display "a year ago" in bold underlined text.

**QUESTION TEXT:**

Compared to a year ago, {do you/does SP} make hot meals more often, less often, or about the same?

**CODES**

1	MORE OFTEN
2	LESS OFTEN
3	SAME
	REFUSED
	DON'T KNOW

---

**BOX HA36****BOX HA36**

NOT ON FILE

If [HA30 = 1 (always by self) or HA30 = 4 (varied)] and [HA34 = 2 (a little) or HA34 = 3 (some) or HA34 = 4 (a lot)], go to HA36.

If [HA30 = 2 (always with someone else) or HA30 = 3 (someone else always did) or HA30 = 4 (varied) or HA30 = 5 (not done in last month)] and [HEALTHREASONHELPWITHMEALS flag = 1 (yes) or HELPEDWITHMEALS flag = 1 (YES) for SERVICE/SOMEONE FROM PLACE SP LIVES] go to HA36.

Otherwise go to HA40PRE.

---

**HA36****ha5mealwout**

R5 HA36 EVER GO WITHOUT HOT MEAL

**DISPLAY INSTRUCTIONS:**

If HA30 =1 (always by self) or 5 (not done in last month) or HA30a = 1 (yes by self), display “it was too difficult to make one by {yourself/himself/herself}”.

If HA30 =2 (always with someone else) or 3 (someone else always did), display “no one was there to help or make one for {you/{him/her}}”?

Display "in the last month" in underlined text.

**QUESTION TEXT:**

In the last month, did {you/SP} ever go without a hot meal because {it was too difficult to make one by {yourself/himself/herself} / no one was there to help or make one for {you/him/her}}?

**CODES**

- 1 YES
- 2 NO
- REFUSED
- DON'T KNOW

---

**HA40PRE**

**HA40PRE**

NOT ON FILE

**QUESTION TEXT:**

Now I have a few questions about everyday money matters like handling bills and banking.

IF NEEDED: By handling bills, we mean writing checks, sending money orders or paying with cash. By banking we mean checking balances, and making transfers, deposits or withdrawals from the bank or ATM.

PRESS 1 AND ENTER TO CONTINUE

---

**HA40**

**ha5bank**

R5 HA40 HOW BILLS BANKIN HANDLED

**DISPLAY INSTRUCTIONS:**

Display "in the last month" in bold underlined text.

If PROXY flag is null, display “1a”.

If PROXY flag = 1 (yes), display “1b”.

**QUESTION TEXT:**

SHOW CARD HA{1a/1b}

Which answer best describes how {your/SP's} bills and banking were handled in the last month? Did {you/{he/she}} always do this by {yourself/himself/herself}, always do it together with someone else, did someone else always do it for {you/{him/her}}, or did it vary?

**CODES**

- 1 ALWAYS DID IT BY SELF HA44
- 2 ALWAYS DID IT TOGETHER WITH SOMEONE ELSE HA42A
- 3 SOMEONE ELSE ALWAYS DID IT HA42A
- 4 IT VARIED (MORE THAN ONE WAY)
- 5 NOT DONE IN LAST MONTH HA43
- REFUSED HA44
- DON'T KNOW HA44

---

**HA40A**

**ha5bankslf**

R5 HA40A HNDL BILLS BNKING YRSLF

**DISPLAY INSTRUCTIONS:**

Display "by {yourself/himself/herself}" in bold underlined text.

**QUESTION TEXT:**

In the last month, did {you/SP} ever handle {your/{his/her}} bills and banking by {yourself/himself/herself}?

**CODES**

- 1 YES
- 2 NO
- REFUSED
- DON'T KNOW

**HA42A**

**op5bankhlp**

R5 HA42A HELPS SP WITH BANKING

**op5relatnshp**

R5 RELASHIP TO SP UPDATE AND NEW

**DISPLAY INSTRUCTIONS:**

Display HELPER RELATIONSHIP CODES.

Display PERSON ROSTER with FIRST NAME, LAST NAME, and RELATIONSHIP TO SP. Allow entry for FIRST NAME, LAST NAME, and RELATIONSHIP TO SP fields.

If FACILITY flag = 1 (YES), display "a staff person from the place where {you live/{he/she} lives}."

If FACILITY flag = 1 (YES) or RETIREMENTCOMMUNITY flag = YES(yes), display SERVICE/SOMEONE FROM THE PLACE SP LIVES/DIED on the PERSON ROSTER.

If HA40 = 2 (always with someone else), display "when {you/SP} handled bills and banking, who did that with {you/{him/her}}".

If HA40 = 3 (someone else always did), display "who handled bills and banking for {you/SP}".

If HA40 = 4 (varied), display "who handled bills and banking with {you/SP} or for {you/{him/her}}".

Display "first" and "last" in underlined text.

**QUESTION TEXT:**

In the last month, {when {you/SP} handled bills and banking, who did that with {you/{him/her}} / who handled bills and banking for {you/SP} /who handled bills and banking with {you/SP} or for {you/{him/her}}?}

IF NEEDED: This includes family, friends, { a staff person from the place where {you live/{he/she} lives},} or someone paid to help {you/{him/her}}.

PROBE: Anyone else?

SELECT ALL THAT APPLY

IF PERSON NAMED IS NOT ON THE ROSTER, PRESS CTRL/P TO ADD A PERSON.

HA42b. [What is (his/her) first name?] CONFIRM SPELLING

HA42c. [What is (his/her) last name?] CONFIRM SPELLING

HA42d. [What is (his/her) relationship to {you/SP}?] PRESS F1 FOR HELP SCREEN

**CODES**

- 2 SPOUSE/PARTNER
- 3 DAUGHTER
- 4 SON
- 5 DAUGHTER-IN-LAW
- 6 SON-IN-LAW



- 7 STEPDAUGHTER
- 8 STEPSON
- 9 SISTER
- 10 BROTHER
- 11 SISTER-IN-LAW
- 12 BROTHER-IN-LAW
- 13 MOTHER
- 14 STEPMOTHER
- 15 MOTHER-IN-LAW
- 16 FATHER
- 17 STEPFATHER
- 18 FATHER-IN-LAW
- 19 GRANDDAUGHTER
- 20 GRANDSON
- 21 NIECE
- 22 NEPHEW
- 23 AUNT
- 24 UNCLE
- 25 COUSIN
- 26 STEPDAUGHTER'S SON/DAUGHTER
- 27 STEPSON'S SON/DAUGHTER
- 28 DAUGHTER-IN-LAW'S SON/DAUGHTER
- 29 SON-IN-LAW'S SON/DAUGHTER
- 30 BOARDER/RENTER
- 31 PAID AIDE/HOUSEKEEPER/EMPLOYEE
- 32 ROOMMATE
- 33 EX-WIFE/EX-HUSBAND
- 34 BOYFRIEND/GIRLFRIEND
- 35 NEIGHBOR
- 36 FRIEND
- 37 SOMEONE/SERVICE AT THE PLACE SP LIVES/LIVED
- 38 CO-WORKER
- 39 MINISTER, PRIEST, OR OTHER CLERGY
- 40 PSYCHIATRIST, PSYCHOLOGIST, COUNSELOR, OR THERAPIST
- 91 OTHER RELATIVE
- 92 OTHER NONRELATIVE

**PROGRAMMER INSTRUCTIONS:**

For each roster selection/addition at HA25, set HELPEDWITHBANKING flag = 1 (yes).

---

**BOX HA43**

**BOX HA43**

NOT ON FILE

If HA40 = 2 (always with someone else) HELPEDWITHBANKING flag = 1 (YES) for SERVICE/SOMEONE FROM PLACE SP LIVES, go to HA45.

If HA40 = 3 (someone else always did) and HELPEDWITHBANKING flag = 1 (YES) for SERVICE/SOMEONE FROM PLACE SP LIVES, go to BOX HA46.

If HA40 = 4 (varied) and HELPEDWITHBANKING flag = 1 (YES) for SERVICE/SOMEONE FROM PLACE SP LIVES, go to BOX HA44.

Otherwise go to HA43.

---

**HA43**

**ha5dbankreas**

R5 D BANK BILL REASON WITHBY OTH

**DISPLAY INSTRUCTIONS:**

If HA40 = 2 (always with someone else), display “with”.  
 If HA40 = 3 (someone else always did), display “for”.  
 If HA40 = 4 (varied), display “with or for”.  
 If HA40 = 5 (not done in last month) do not display first sentence.

Display “HEALTH OR FUNCTIONING” and “OTHER REASON” in underlined text.

Display responses in two side-by-side columns with "HEALTH AND FUNCTIONING" and "OTHER REASON" as column headers. Display the remaining text for CODE 1 and CODE 2 as lists below the corresponding column headers.

**QUESTION TEXT:**

{What is the reason someone else handled bills and banking {with/for/with or for} {you/{him/her}}?} Was that because of {your/{his/her}} health or functioning or some other reason?

SELECT ALL THAT APPLY

**CODES**

**Code All That Apply**

- |   |  |          |
|---|--|----------|
| 1 | HEALTH OR FUNCTIONING INCLUDES: AGE, MEMORY, VISION, HEALTH CONDITION/DISEASE NAMES, SURGERRY, UNABLE TO DRIVE                 |          |
| 2 | OTHER REASON INCLUDES: SHARED ACTIVITY, ALWAYS DONE THIS WAY, SOMEONE ELSE WANTED TO DO IT, PAY SOMEONE, DOESN'T LIKE TO DO IT |          |
|   | REFUSED  | BOX HA44 |
|   | DON'T KNOW   | BOX HA44 |

**PROGRAMMER INSTRUCTIONS:**

If HA43 = 1 (HEALTH OR FUNCTIONING), set HEALTHREASONHELPPWITHBANKING flag = 1 (yes).

**BOX HA44**

**BOX HA44**

NOT ON FILE

If HA40a = 1 (yes by self), go to HA44.  
 If HA40 = 2 (always with someone else) or HA40a ≠ 1 (didn't do by self), go to HA45.  
 If [HA40 = 3 (someone else always did) or HA40 = 5 (not done in last month)] and HEALTHREASONHELPPWITHBANKING flag = 1 (yes), go to BOX HA46.  
 Otherwise, go to HA50PRE.

**HA44**

**ha5bankdif**

R5 HA44 DIF HNDL BLLS BNKING SLF

**DISPLAY INSTRUCTIONS:**

Display "by {yourself/himself/herself}" in bold underlined text.

**QUESTION TEXT:**

In the last month, how much difficulty did {you/SP} have handling {your/his/her} bills and banking by {yourself/himself/herself}? Would you say none, a little, some, or a lot?

**CODES**

- |   |          |
|---|----------|
| 1 | NONE     |
| 2 | A LITTLE |
| 3 | SOME     |
| 4 | A LOT    |
|   | REFUSED  |

DON'T KNOW

---

**HA45**

**ha5bankoft**

R5 HA45 HOW OFTEN YOU PAY BILLS

**DISPLAY INSTRUCTIONS:**

Display "a year ago" in bold underlined text.

**QUESTION TEXT:**

Compared to a year ago, {do you/does SP} handle {your/his/her} own bills and banking more often, less often, or about the same?

**CODES**

- |   |            |
|---|------------|
| 1 | MORE OFTEN |
| 2 | LESS OFTEN |
| 3 | SAME       |
|   | REFUSED    |
|   | DON'T KNOW |

---

**BOX HA46**

**BOX HA46**

NOT ON FILE

If [HA40 = 1 (always by self) or HA40 = 4 (varied)] and [HA44 = 2 (a little) or HA44 = 3 (some) or HA44 = 4 (a lot)], go to HA46.

If [HA40 = 2 (always with someone else) or HA40 = 3 (some else always did) or HA40 = 4 (varied) or HA40 = 5 (not done in last month)] and [HEALTHREASONHELPWITHBANKING flag = 1 (yes) or HELPEDWITHBANKING flag = 1 (YES) for SERVICE/SOMEONE FROM PLACE SP LIVES], go to HA46.

Otherwise go to HA50PRE.

---

**HA46**

**ha5bankwout**

R5 HA46 EVER GO WOUT PAYIN BILLS

**DISPLAY INSTRUCTIONS:**

If HA40=1 (always by self) or 5 (not done in last month) or HA40a = 1 (yes by self), display "it was too difficult to do that by {yourself/himself/herself}".

If HA40=2 (always with someone else) or 3 (someone else always did), display "no one was there to help or do that for {you/{him/her}}".

Display "in the last month" in underlined text.

**QUESTION TEXT:**

In the last month, did {you/SP} ever go without handling {your/his/her} bills and banking matters because {it was too difficult to do that by {yourself/himself/herself}/ no one was there to help or do that for {you/{him/her}}}?

**CODES**

- |   |            |
|---|------------|
| 1 | YES        |
| 2 | NO         |
|   | REFUSED    |
|   | DON'T KNOW |

---

**HA50PRE**

**HA50PRE**

NOT ON FILE

**QUESTION TEXT:**

Now let's turn to less common money matters, such as opening, closing or cashing in CDs, checking, money market or retirement accounts or applying for loans.

PRESS 1 AND ENTER TO CONTINUE

---

## HA50

ha5money

R5 HA50 MONEY MATTERS TO HANDLE

### DISPLAY INSTRUCTIONS:

Display "in the last year" in underlined text.

### QUESTION TEXT:

In the last year, did {you/SP} have money matters like these that needed to be handled?

IF NEEDED: Money matters include opening, closing or cashing in CDs, checking, money market or retirement accounts, or applying for loans.

### CODES

1	YES	
2	NO	SECTION SC
	REFUSED	SECTION SC
	DON'T KNOW	SECTION SC

---

## HA51

ha5moneyhlp

R5 HA51 ANYONE HLP W MONY MATTRS

### DISPLAY INSTRUCTIONS:

If FACILITY flag = 1 (yes), display "a service provided by the place where {you live/SP lives},"

Display "in the last year" in bold underlined text.

### QUESTION TEXT:

In the last year, did anyone help {you/SP} or handle these kinds of money matters for {you/{him/her}}? This includes family, friends, {a service provided by the place where {you live/{he/she} lives},} or someone paid to help {you/{him/her}}.

IF NEEDED: Money matters include opening, closing or cashing in CDs, checking, money market or retirement accounts or applying for loans.

### CODES

1	YES	
2	NO	SECTION SC
	REFUSED	SECTION SC
	DON'T KNOW	SECTION SC

---

## HA52A

op5moneyhlp

R5 HA52A HELPS SP WITH MONEY

op5relatnshp

R5 RELASHIP TO SP UPDATE AND NEW

### DISPLAY INSTRUCTIONS:

Display HELPER RELATIONSHIP CODES.

Display PERSON ROSTER with FIRST NAME, LAST NAME, and RELATIONSHIP TO SP. Allow entry for FIRST NAME, LAST NAME, and RELATIONSHIP TO SP fields.

If FACILITY flag = 1 (YES), display "a staff person from the place where {you live/{he/she} lives}."

If FACILITY flag = 1 (YES) or RETIREMENTCOMMUNITY flag = 1 (YES), display SERVICE/SOMEONE FROM THE PLACE

SP LIVES/DIED on the person roster.

Display "first" and "last" in underlined text.

**QUESTION TEXT:**

Who was that?

IF NEEDED: This includes family, friends, { a staff person from the place where {you live/{he/she} lives},} or someone paid to help {you/{him/her}}.

PROBE: Anyone else?

SELECT ALL THAT APPLY

IF PERSON NAMED IS NOT ON THE ROSTER, PRESS CTRL/P TO ADD A PERSON.

HA52b. [What is (his/her) first name?] CONFIRM SPELLING  
HA52c. [What is (his/her) last name?] CONFIRM SPELLING  
HA52d. [What is (his/her) relationship to {you/SP}?] PRESS F1 FOR HELP SCREEN

**CODES**

- 2 SPOUSE/PARTNER
- 3 DAUGHTER
- 4 SON
- 5 DAUGHTER-IN-LAW
- 6 SON-IN-LAW
- 7 STEPDAUGHTER
- 8 STEPSON
- 9 SISTER
- 10 BROTHER
- 11 SISTER-IN-LAW
- 12 BROTHER-IN-LAW
- 13 MOTHER
- 14 STEPMOTHER
- 15 MOTHER-IN-LAW
- 16 FATHER
- 17 STEPFATHER
- 18 FATHER-IN-LAW
- 19 GRANDDAUGHTER
- 20 GRANDSON
- 21 NIECE
- 22 NEPHEW
- 23 AUNT
- 24 UNCLE
- 25 COUSIN
- 26 STEPDAUGHTER'S SON/DAUGHTER
- 27 STEPSON'S SON/DAUGHTER
- 28 DAUGHTER-IN-LAW'S SON/DAUGHTER
- 29 SON-IN-LAW'S SON/DAUGHTER
- 30 BOARDER/RENTER
- 31 PAID AIDE/HOUSEKEEPER/EMPLOYEE
- 32 ROOMMATE
- 33 EX-WIFE/EX-HUSBAND
- 34 BOYFRIEND/GIRLFRIEND
- 35 NEIGHBOR
- 36 FRIEND
- 37 SOMEONE/SERVICE AT THE PLACE SP LIVES/LIVED

- 38 CO-WORKER
- 39 MINISTER, PRIEST, OR OTHER CLERGY
- 40 PSYCHIATRIST, PSYCHOLOGIST, COUNSELOR, OR THERAPIST
- 91 OTHER RELATIVE
- 92 OTHER NONRELATIVE

**PROGRAMMER INSTRUCTIONS:**

For each roster selection/addition at HA25, set HELPEDWITHMONEYMATTERS flag = 1 (yes).

Go to Section SC – Self-care Activities.

<b>Derived Variables from Items in HA Section</b>	
ha5dlaunsfdf	R5 D LAUNDRY SELF AND DIFF LEVEL
ha5dshopsfdf	R5 D SLF SHOPPING AND DIFF LEVEL
ha5dmealsfdf	R5 D SELF MEALS AND DIFF LEVEL
ha5dbanksfdf	R5 D SELF BANKS AND DIFF LEVEL
ha5dmealwhl	R5 D SP RECEIVES MEALS ON WHEELS
ha5dmealtkot	R5 D SP RECEIVES TAKE OUT MEALS
ha5dlaunreas	R5 D LAUNDRY REASN WITH BY OTHERS (see HA4)
ha5dshopreas	R5 D SHOP REASN WITH BY OTHERS (see HA26)
ha5dmealreas	R5 D MEALS REASN WITH OTHERS (see HA33)
ha5dbankreas	R5 D BANK BILL REASON WITHBY OTH (see HA43)

---

## NHATS Round 5

Section SC [SELF-CARE ACTIVITIES]

Sequence: 22

---

**SC1PRE**

**SC1PRE**

NOT ON FILE

**DISPLAY INSTRUCTIONS:**

If DECEASED flag = 1 (YES), display “SP ate”.  
Otherwise, display “you eat/SP eats”.

Now I have a few questions about how {{you eat/SP eats}/SP ate}.

PRESS 1 AND ENTER TO CONTINUE

---

**SC1**

**sc5eatdev**

R5 SC1 EVER USE ADAPTED UTENSILS

**DISPLAY INSTRUCTIONS:**

Display “adapted” in bold underlined text.

If DECEASED flag = 1 (YES), display “of {his/her} life”.

**QUESTION TEXT:**

In the last month {of {his/her} life}, did {you/SP} ever use adapted utensils to help {you/{him/her}} eat or cut {your/{his/her}} food?

IF NEEDED: Adapted utensils include things like easy-to-grip silverware, knives that rock, and plates with high sides.

**CODES**

- 1 YES
  - 2 NO
  - 7 ALWAYS FED THROUGH OR TUBE  
REFUSED  
DON'T KNOW
- 

**BOX SC2**

**BOX SC2**

NOT ON FILE

If SC1 = 7 (FEEDING TUBE), go to SC7PRE.

Else if DECEASED flag = 1 (YES), go to SC3.

Else if SC1 = 1 (YES), go to SC2.

Otherwise, go to SC3.

---

**SC2**

**sc5eatdevoft**

R5 SC2 OFTEN USE ADAPTED UTENSLS

**QUESTION TEXT:**

SHOW CARD SC1

Did {you/SP} use adapted utensils every time {you/{he/she}} had a meal, most times, sometimes, or rarely?

**CODES**

- 1 EVERY TIME
- 2 MOST TIMES
- 3 SOMETIMES
- 4 RARELY
- REFUSED
- DON'T KNOW

**SC3**

**sc5eathlp**

R5 SC3 DID ANYONE HELP YOU EAT

**DISPLAY INSTRUCTIONS:**

If FACILITY flag = 1 (YES), display “a staff person from the place where {you live/{he/she}{lives/lived}”.

If DECEASED flag = 1 (YES), display “of {his/her} life” and “lived”.

Otherwise, display “lives”.

**QUESTION TEXT:**

In the last month {of {his/her} life}, did anyone ever help {you/SP} eat, for instance, by cutting up food or feeding {you/{him/her}}?

IF NEEDED: This includes family, friends, {a staff person from the place where {you live/{he/she}{lives/lived}}, or someone paid to help {you/{him/her}}.

**CODES**

- 1 YES
- 2 NO
- REFUSED
- DON'T KNOW

**BOX SC3A**

**BOX SC3A**

NOT ON FILE

If SC3=1 (YES), go to SC3a.

Else if DECEASED flag=1 (YES), go to SC7PRE.

Otherwise, go to SC5.

**SC3A**

**op5eathlp**

R5 SC3A HELPS SP WITH EATING

**op5relatnshp**

R5 RELASHIP TO SP UPDATE AND NEW

**DISPLAY INSTRUCTIONS:**

Display HELPER RELATIONSHIP CODES.

Display PERSON ROSTER with FIRST NAME, LAST NAME, and RELATIONSHIP TO SP. Allow entry for FIRST NAME, LAST NAME, and RELATIONSHIP TO SP fields.

If FACILITY flag = 1 (YES) or RETIREMENTCOMMUNITY flag = 1 (YES), display SERVICE/SOMEONE FROM THE PLACE SP LIVES/DIED on the PERSON ROSTER.

Display "first" and "last" in underlined text.

**QUESTION TEXT:**

Who helped {you/SP} eat?

PROBE: Anyone else?



SELECT ALL THAT APPLY

IF PERSON NAMED IS NOT ON THE ROSTER, PRESS CTRL/P TO ADD A PERSON.

SC3b. [What is (his/her) first name?] CONFIRM SPELLING

SC3c. [What is (his/her) last name?] CONFIRM SPELLING

SC3d. [What is (his/her) relationship to {you/SP}?] PRESS F1 FOR HELP SCREEN

**CODES**

2	SPOUSE/PARTNER
3	DAUGHTER
4	SON
5	DAUGHTER-IN-LAW
6	SON-IN-LAW
7	STEPDAUGHTER
8	STEPSON
9	SISTER
10	BROTHER
11	SISTER-IN-LAW
12	BROTHER-IN-LAW
13	MOTHER
14	STEPMOTHER
15	MOTHER-IN-LAW
16	FATHER
17	STEPFATHER
18	FATHER-IN-LAW
19	GRANDDAUGHTER
20	GRANDSON
21	NIECE
22	NEPHEW
23	AUNT
24	UNCLE
25	COUSIN
26	STEPDAUGHTER'S SON/DAUGHTER
27	STEPSON'S SON/DAUGHTER
28	DAUGHTER-IN-LAW'S SON/DAUGHTER
29	SON-IN-LAW'S SON/DAUGHTER
30	BOARDER/RENTER
31	PAID AIDE/HOUSEKEEPER/EMPLOYEE
32	ROOMMATE
33	EX-WIFE/EX-HUSBAND
34	BOYFRIEND/GIRLFRIEND
35	NEIGHBOR
36	FRIEND
37	SOMEONE/SERVICE AT THE PLACE SP LIVES/LIVED
38	CO-WORKER
39	MINISTER, PRIEST, OR OTHER CLERGY
40	PSYCHIATRIST, PSYCHOLOGIST, COUNSELOR, OR THERAPIST
91	OTHER RELATIVE
92	OTHER NONRELATIVE

**PROGRAMMER INSTRUCTIONS:**

For each roster selection/addition at SC3, set HELPSWITHEATING flag = 1 (yes).

---

**BOX SC4**

**BOX SC4**

**NOT ON FILE**

If DECEASED flag=1 (YES), go to SC7PRE.

Otherwise, go to SC4.

---

**SC4**

**sc5eatslfoft**

R5 SC4 HOW OFTEN EAT BY YOURSELF

**DISPLAY INSTRUCTIONS:**

DISPLAY "by {yourself/{himself/herself}} and without help" IN BOLD UNDERLINED TEXT

**QUESTION TEXT:**

SHOW CARD SC2

In the last month when {you/SP} ate, how often did {you/{he/she}} do this by {yourself/{himself/herself}} and without help? Would you say most times, sometimes, rarely, or never?

**CODES**

1	MOST TIMES	
2	SOMETIMES	
3	RARELY	
4	NEVER	BOX SC6
	REFUSED	BOX SC6
	DON'T KNOW	BOX SC6

---

**SC5**

**sc5eatsldif**

R5 SC5 DIFFICULTY EATING BY SELF

**DISPLAY INSTRUCTIONS:**

If SC1 = 1 (used adapted utensils), display "when {you/SP} used adapted utensils,".

DISPLAY "by {yourself/{himself/herself}} and without help" IN BOLD UNDERLINED TEXT

**QUESTION TEXT:**

In the last month, {when {you/SP} used adapted utensils,} how much difficulty did {you/{he/she}} have eating by {yourself/{himself/herself}} and without help? Would you say none, a little, some, or a lot?

**CODES**

1	NONE	
2	A LITTLE	
3	SOME	
4	A LOT	
	REFUSED	
	DON'T KNOW	

---

**BOX SC6**

**BOXSC6**

NOT ON FILE

If SC3 = 2 (no help with eating) and SC5 = 1 (no difficulty eating), go to SC7PRE.

Otherwise, go to SC6.

---

**SC6**

**sc5eatwout**

R5 SC6 GO WOUT EAT BECSE NO HELP

**DISPLAY INSTRUCTIONS:**

If SC4 = 4 (never ate by self w/out help), display “no one was there to help”

Otherwise, display “it was too difficult to feed {yourself/{himself/herself}}”.

**QUESTION TEXT:**

In the last month, did {you/SP} ever go without eating because {no one was there to help/it was too difficult to feed {yourself/{himself/herself}}}?

**CODES**

- 1 YES
- 2 NO
- REFUSED
- DON'T KNOW

**SC7PRE**

SC7PRE

NOT ON FILE

**DISPLAY INSTRUCTIONS:**

If DECEASED flag = 1 (YES), display “SP got”.  
Otherwise, display “you get/SP gets”.

Now I have a few questions about how {{you get/SP gets}/SP got} cleaned up.

PRESS 1 AND ENTER TO CONTINUE

**SC7**

sc5showrbat1

R5 SC7 SP SHOWERED

sc5showrbat2

R5 SC7 SP TOOK BATHS IN A TUB

sc5showrbat3

R5 SC7 SP WASHED SOME OTHR WAY

**DISPLAY INSTRUCTIONS:**

If DECEASED flag = 1 (YES), display “of {his/her} life” and “{he/she} took”.

Otherwise, display “you take/{he/she} takes”.

**QUESTION TEXT:**

In the last month {of {his/her} life}, how did {you/SP} usually clean {yourself/himself/herself} up? By taking a shower, bathing in a tub, or washing up some other way?

IF NEEDED: Do not include whirlpool baths {you take/{he/she} takes}/{he/she} took} for therapy.

SELECT ALL THAT APPLY

**CODES**

**Code All That Apply**

- 1 SHOWERED
- 2 TOOK BATHS IN A TUB
- 3 WASHED UP SOME OTHER WAY
- REFUSED
- DON'T KNOW

**PROGRAMMER INSTRUCTIONS:**

If SC7 = 1 (showered) and SC7 ≠ 2 (took baths) and SC7 ≠ 3 (washed up), set SHOWERING flag = 1 (yes).  
If SC7 = 2 (took baths) and SC7 ≠ 1 (showered) and SC7 ≠ 3 (washed up), set TAKINGBATHS flag = 1 (yes).  
If SC7 = 3 (washed up) and SC7 ≠ 1 (showered) and SC7 ≠ 2 (took baths), set WASHINGUP flag = 1 (yes).

**BOX SC7A**

BOX SC4A

NOT ON FILE

If DECEASED flag = 1 (YES) and SC7 = 1 (SHOWERED), 2 (BATHS), or 3 (WASH OTHER WAY), go to SC7A.

Else if DECEASED flag <> 1 (YES) and more than one response to SC7, go to SC8.

Else if DECEASED flag <> 1 (YES) and only one response at SC7, go to BOX SC9.

Otherwise, if SC7 = RF or DK, go to SC16PRE.

---

**SC7A****sc5bdevdec**

R5 SC7A USE BATH DEVICE IN LML

**DISPLAY INSTRUCTIONS:**

If SC7=1 display “showering”.

If SC7=2 display “bathing”.

If SC7=3 display “washing up”.

If more than one answer displayed, separate by “or”.

**QUESTION TEXT:**

In the last month of {his/her} life, did {SP} ever use grab bars or a shower or tub seat when {showering/bathing/washing up}?

IF NEEDED: A grab bar is designed to help you steady yourself. It may be attached to the wall or built into the shower or tub. A shower or tub seat is a chair, stool, or bench used in the shower or bathtub. Some seats are placed in the shower or tub, others are built in.

**CODES**

- |   |            |
|---|------------|
| 1 | YES        |
| 2 | NO         |
|   | REFUSED    |
|   | DON'T KNOW |

---

**SC8****sc5prfrshbth**

R5 SC8 PREFER SHOWR BATH OR OTHR

**DISPLAY INSTRUCTIONS:**

If SC7 = 1 (showered), display “showering” and response option 1.

If SC7 = 2 (took baths), display “taking baths” and response option 2.

If SC7 = 3 (washed up), display “washing up some other way” and response option 3.

Display “or” between methods of cleaning up.

**QUESTION TEXT:**

In the last month, which did {you/SP} do most often: {showering / taking baths / washing up some other way}?

**CODES**

- |   |                           |
|---|---------------------------|
| 1 | SHOWERING                 |
| 2 | TAKING BATHS              |
| 3 | WASHING UP SOME OTHER WAY |

**PROGRAMMER INSTRUCTIONS:**

If SC8 = 1 (showering), set SHOWERING flag = 1 (yes).

If SC8 = 2 (taking baths), set TAKINGBATHS flag = 1 (yes).

If SC8 = 3 (washing up), set WASHINGUP flag = 1 (yes).

---

**BOX SC9****BOXSC9**

NOT ON FILE

If BATHGRABBAR = 1 (yes) and [SHOWERING flag = 1 (yes) or TAKINGBATHS flag = 1 (yes)], go to SC9.  
Otherwise, go to BOX SC10.

---

**SC9****sc5scusgrbrs**

R5 SC9 HOW OFTEN USE GRAB BARS

**DISPLAY INSTRUCTIONS:**

If SHOWERING flag = 1 (yes), display “showered”.  
If TAKINGBATHS flag = 1 (yes), display “took a bath”.

**QUESTION TEXT:**

SHOW CARD SC3

In the last month, did {you/SP} use grab bars every time {you/{he/she}} {showered/ took a bath}, most times, sometimes, rarely, or never?

IF NEEDED: A grab bar is designed to help you steady yourself. It may be attached to the wall or built into the shower or tub. Do not include towel racks.

**CODES**

- |   |            |
|---|------------|
| 1 | EVERY TIME |
| 2 | MOST TIMES |
| 3 | SOMETIMES  |
| 4 | RARELY     |
| 5 | NEVER      |
|   | REFUSED    |
|   | DON'T KNOW |

---

**BOX SC10****BOXSC10**

NOT ON FILE

If BATHSEAT flag = 1 (yes) and [SHOWERING flag = 1 (yes) or TAKINGBATHS flag = 1 (yes)], go to SC10.  
Otherwise, go to SC11.

---

**SC10****sc5shhtubseat**

R5 SC10 OFTN USE SHOWR TUB SEAT

**DISPLAY INSTRUCTIONS:**

If SHOWERING flag = 1 (yes), display “showered”.  
If TAKINGBATHS flag = 1 (yes), display “took a bath”.

**QUESTION TEXT:**

SHOW CARD SC3

In the last month, did {you/SP} use the shower or tub seat every time {you/{he/she}} {showered/ took a bath}, most times, sometimes, rarely, or never?

IF NEEDED: A shower or tub seat is a chair, stool, or bench used in the shower or bathtub. Some seats are placed in the shower or tub, others are built in.

**CODES**

- 1 EVERY TIME
- 2 MOST TIMES
- 3 SOMETIMES
- 4 RARELY
- 5 NEVER
- REFUSED
- DON'T KNOW

**SC11**

**sc5bathhlp**

R5 SC11 ANYN HLP SHOWR BATH OTHR

**DISPLAY INSTRUCTIONS:**

If SC7 = 1 (showered) or SHOWERING flag = 1 (YES), display “shower”.

If SC7 = 2 (took baths) or TAKINGBATHS flag = 1 (YES), display “take a bath”.

If SC7 = 3 (washed up) or WASHINGUP flag = 1 (YES), display “wash up”.

If more than one answer displayed, separate by “or”.

If FACILITY flag = 1 (YES), display “a staff person from the place where {you live/{he/she} {lives/lived}}”.

If DECEASED flag = 1 (YES), display “of {his/her} life” and “lived”.

Otherwise, display “lives”.

**QUESTION TEXT:**

In the last month {of {his/her} life}, did anyone ever help {you/SP} {shower/ take a bath/wash up}?

IF NEEDED: This includes family, friends, {a staff person from the place where {you live/{he/she} {lives/lived}},} or someone paid to help {you/{him/her}}.

**CODES**

- 1 YES
- 2 NO
- REFUSED
- DON'T KNOW

**BOX SC11A**

**BOX SC11A**

NOT ON FILE

If SC11=1 (YES), go to SC11a.

Else if DECEASED flag=1 (YES), go to SC16PRE.

Otherwise, go to SC13.

**SC11A**

**op5bathhlp**

R5 SC11A HELPS SP WITH BATHING

**op5relatnshp**

R5 RELASHIP TO SP UPDATE AND NEW

**DISPLAY INSTRUCTIONS:**

If SHOWERING flag = 1 (yes), display “shower”.

If TAKINGBATHS flag = 1 (yes), display “take a bath”.

If WASHINGUP flag = 1 (yes), display “wash up”.

Display HELPER RELATIONSHIP CODES.

Display PERSON ROSTER with FIRST NAME, LAST NAME, and RELATIONSHIP TO SP. Allow entry for FIRST NAME, LAST NAME, and RELATIONSHIP TO SP fields.

If FACILITY flag = 1 (YES) or RETIREMENTCOMMUNITY flag = 1 (YES), display SERVICE/SOMEONE FROM THE PLACE SP LIVES/DIED on the PERSON ROSTER.

Display "first" and "last" in underlined text.

**QUESTION TEXT:**

Who helped {you/SP} {shower/take a bath/wash up}?

PROBE: Anyone else?

SELECT ALL THAT APPLY

IF PERSON NAMED IS NOT ON THE ROSTER, PRESS CTRL/P TO ADD A PERSON.

SC11b. [What is (his/her) first name?] CONFIRM SPELLING

SC11c. [What is (his/her) last name?] CONFIRM SPELLING

SC11d. [What is (his/her) relationship to {you/SP}?] PRESS F1 FOR HELP SCREEN

**CODES**

- 2 SPOUSE/PARTNER
- 3 DAUGHTER
- 4 SON
- 5 DAUGHTER-IN-LAW
- 6 SON-IN-LAW
- 7 STEPDAUGHTER
- 8 STEPSON
- 9 SISTER
- 10 BROTHER
- 11 SISTER-IN-LAW
- 12 BROTHER-IN-LAW
- 13 MOTHER
- 14 STEPMOTHER
- 15 MOTHER-IN-LAW
- 16 FATHER
- 17 STEPFATHER
- 18 FATHER-IN-LAW
- 19 GRANDDAUGHTER
- 20 GRANDSON
- 21 NIECE
- 22 NEPHEW
- 23 AUNT
- 24 UNCLE
- 25 COUSIN
- 26 STEPDAUGHTER'S SON/DAUGHTER
- 27 STEPSON'S SON/DAUGHTER
- 28 DAUGHTER-IN-LAW'S SON/DAUGHTER
- 29 SON-IN-LAW'S SON/DAUGHTER
- 30 BOARDER/RENTER
- 31 PAID AIDE/HOUSEKEEPER/EMPLOYEE
- 32 ROOMMATE
- 33 EX-WIFE/EX-HUSBAND
- 34 BOYFRIEND/GIRLFRIEND
- 35 NEIGHBOR
- 36 FRIEND
- 37 SOMEONE/SERVICE AT THE PLACE SP LIVES/LIVED
- 38 CO-WORKER
- 39 MINISTER, PRIEST, OR OTHER CLERGY
- 40 PSYCHIATRIST, PSYCHOLOGIST, COUNSELOR, OR THERAPIST
- 91 OTHER RELATIVE

**PROGRAMMER INSTRUCTIONS:**

For each roster selection/addition at SC11, set HELPSWITHBATHING flag = 1 (YES).

**BOX SC12****BOX SC12**

NOT ON FILE

If DECEASED flag = 1 (YES), go to SC16PRE.

Otherwise, go to SC12.

**SC12****sc5bathoft**

R5 SC12 HOW OFTEN BATHE YOURSELF

**DISPLAY INSTRUCTIONS:**

If SHOWERING flag = 1 (yes), display “showered”.

If TAKINGBATHS flag = 1 (yes), display “took a bath”.

If WASHINGUP flag = 1 (yes), display “washed up”.

DISPLAY "by {yourself/{himself/herself}} and without help" IN BOLD UNDERLINED TEXT

**QUESTION TEXT:**

SHOW CARD SC2

In the last month, when {you/SP}{showered/ took a bath/ washed up}, how often did {you/{he/she}} do this by {yourself/{himself/herself}} and without help? Would you say most times, sometimes, rarely, or never?

**CODES**

1	MOST TIMES	
2	SOMETIMES	
3	RARELY	
4	NEVER	SC14
	REFUSED	SC14
	DON'T KNOW	SC14

**SC13****sc5bathdif**

R5 SC13 DIFF USING BARS OR SEATS

**DISPLAY INSTRUCTIONS:**

If SC9 = 1, 2, 3, or 4 (used bath grab bars every time, most times, sometimes, or rarely) or SC10 = 1, 2, 3, or 4 (used bath seat every time, most times, sometimes, or rarely), display “{when {you/SP} used {your/{his/her}}}”.

If SC9 = 1, 2, 3, or 4 and SC10 = 1, 2, 3, or 4, display “grab bars or shower or tub seat”.

Else if SC9 = 1, 2, 3, or 4, display “grab bars”.

Else if SC10 = 1, 2, 3, or 4, display “shower or tub seat”.

If SHOWERING flag = 1 (yes), display “showering”.

If TAKINGBATHS flag = 1 (yes), display “taking a bath”.

If WASHINGUP flag = 1 (yes), display “washing up”.

If SC9 = 1, 2, 3, or 4, display “A grab bar is designed to help you steady yourself. It may be attached to the wall or built into the shower or tub. Do not include towel racks.”



If SC10 = 1, 2, 3, or 4, display “A shower or tub seat includes a chair, stool, or bench used in the shower or bathtub. Some seats are placed in the shower or tub, others are built in.”

DISPLAY "by {yourself/{himself/herself}} and without help" IN BOLD UNDERLINED TEXT

**QUESTION TEXT:**

In the last month, {when {you/SP} used {your/{his/her}}}{grab bars/shower or tub seat/grab bars or shower or tub seat} how much difficulty did {you/{he/she}} have {showering/ taking a bath/ washing up} by {yourself/{himself/herself}} and without help? Would you say none, a little, some, or a lot?

IF NEEDED: {A grab bar is designed to help you steady yourself. It may be attached to the wall or built into the shower or tub. Do not include towel racks.} {A shower or tub seat includes a chair, stool, or bench used in the shower or bathtub. Some seats are placed in the shower or tub, others are built in.}

**CODES**

- 1 NONE
- 2 A LITTLE
- 3 SOME
- 4 A LOT
- REFUSED
- DON'T KNOW

---

**SC14**

sc5bathyrgo

R5 SC14 BATHE MRE OFT THN YR AGO

**DISPLAY INSTRUCTIONS:**

If SHOWERING flag = 1 (yes), display “shower”.  
If TAKINGBATHS flag = 1 (yes), display “take baths”.  
If WASHINGUP flag = 1 (yes), display “wash up”.

DISPLAY "a year ago" IN BOLD UNDERLINED TEXT

**QUESTION TEXT:**

Compared to a year ago, {do you/does SP} now {shower/ take baths/ wash up} more often, less often, or about the same?

**CODES**

- 1 MORE OFTEN
- 2 LESS OFTEN
- 3 SAME
- REFUSED
- DON'T KNOW

---

**BOX SC15**

BOXSC15

NOT ON FILE

If SC11 = 2 (no help cleaning up) and SC13 = 1 (no difficulty cleaning up), go to SC16PRE.

Otherwise go to SC15.

---

**SC15**

sc5bathwout

R5 SC15 EVER GO WITHOUT WASHING

**DISPLAY INSTRUCTIONS:**

If SC12 = 4 (never cleaned up by self), display “no one was there to help”.

Otherwise, display “it was too difficult to do that by {yourself/{himself/herself}}”.

If SHOWERING flag = 1 (yes), display “showering”.

If TAKINGBATHS flag = 1 (yes), display “taking a bath”.

If WASHINGUP flag = 1 (yes), display “washing up”.

**QUESTION TEXT:**

In the last month, did {you/SP} ever go without {showering/ taking a bath/ washing up} because {no one was there to help /it was too difficult to do that by {yourself/{himself/herself}}?

**CODES**

- 1 YES
- 2 NO
- REFUSED
- DON'T KNOW

---

**SC16PRE**

**SC16PRE**

NOT ON FILE

**QUESTION TEXT:**

Now I have a few questions about using the toilet.

IF NEEDED: These questions may seem a bit personal, but they are very important for research on aging and health trends.

PRESS 1 AND ENTER TO CONTINUE

---

**SC16**

**sc5usvartoi1**

R5 SC16 SP USED PORTABLE COMMODORE

**sc5usvartoi2**

R5 SC16 SP USED PADS UNDERGMT

**sc5usvartoi3**

R5 SC16 USED GRABBARS FR TOILET

**sc5usvartoi4**

R5 SC16 USED RAISED TOILET SEAT

**DISPLAY INSTRUCTIONS:**

Use "Same Question Stem" display for SC16 [a-d]

DISPLAY "In the last month" IN BOLD UNDERLINED TEXT

If at SC16a, do not display question text in brackets.  
Otherwise, display question text in brackets.

For SC16a, if IS3 = 1 (SP is male), display “, portable urinal”.  
For SC16d, if IS3 = 1 (SP is male), display “, portable urinals”.

If TOILETGRABBAR flag = 1 (yes) or DECEASED flag=1 (YES), display variable text {c}.  
If RAISEDTOILET flag = 1 (yes) or DECEASED flag=1 (YES), display variable text {d}.

If DECEASED flag = 1 (YES), display “of {his/her} life” and “did SP ever use”.  
Otherwise, display “{have you/has SP} ever used”.

**QUESTION TEXT:**

{[}In the last month {of {his/her} life}, {[}have you/has SP} ever used}{/}did SP ever use}{]}

{variable text [a-d]}

RESPONSE [1] a. a portable commode { portable urinal,} or bedpan?

RESPONSE [2] b. disposable pads or undergarments to help prevent accidentally wetting or soiling  
{your/{his/her}} clothes?

{RESPONSE [3] c. grab bars around the toilet?  
IF NEEDED: A grab bar is designed to help you steady yourself. It may be attached to the wall or part of a frame that goes over the toilet. Do not include towel racks.}

{RESPONSE [4] d. a raised toilet or raised toilet seat?  
IF NEEDED: This includes a toilet seat that is elevated higher than usual, either because the toilet or the seat is raised, or a seat with arms that fits over the toilet. Do not include portable commodes {portable urinals,} or bedpans.}

**CODES**

- 1 YES
- 2 NO
- REFUSED
- DON'T KNOW

**PROGRAMMER INSTRUCTIONS:**

Array the responses and variable text columns in the panel.  
Display 'variable text' in the a-d sequence until all rows have been displayed.

---

**SC17**

**sc5toilhp**

R5 SC17 ANYON HLP YOU USE TOILET

**DISPLAY INSTRUCTIONS:**

If FACILITY flag = 1 (YES), display "a staff person from the place where {you live/{he/she} {lives/lived}}".  
If DECEASED flag = 1 (YES), display "of {his/her} life" and "lived".  
Otherwise, display "lives".

**QUESTION TEXT:**

In the last month {of {his/her} life}, did anyone ever help {you/SP} use the toilet?  
IF NEEDED: This includes family, friends, {a staff person from the place where {you live/{he/she} {lives/lived}},} or someone paid to help {you/{him/her}}.

**CODES**

- 1 YES
- 2 NO
- REFUSED
- DON'T KNOW

---

**BOX SC17A**

**BOX SC171**

NOT ON FILE

If SC17 = 1 (YES), go to SC17A.  
Else if DECEASED flag = 1 (YES), go to SC21PRE.  
Otherwise, go to SC19.

---

**SC17A**

**op5toilhp**

R5 SC17A HELPS SP WITH TOILETING

**op5relatnshp**

R5 RELASHIP TO SP UPDATE AND NEW

**DISPLAY INSTRUCTIONS:**

Display HELPER RELATIONSHIP CODES.

Display PERSON ENTRY with FIRST NAME, LAST NAME, and RELATIONSHIP TO SP. Allow entry for FIRST NAME, LAST NAME, and RELATIONSHIP TO SP fields.

If FACILITY flag = 1 (YES) or RETIREMENTCOMMUNITY flag = 1 (YES), display SERVICE/SOMEONE FROM THE PLACE SP LIVES/DIED on the PERSON ROSTER.

Display "first" and "last" in underlined text

**QUESTION TEXT:**

Who helped {you/SP} use the toilet?

PROBE: Anyone else?

SELECT ALL THAT APPLY

IF PERSON NAMED IS NOT ON THE ROSTER, PRESS CTRL/P TO ADD A PERSON.

SC17b. [What is (his/her) first name?] CONFIRM SPELLING  
SC17c. [What is (his/her) last name?] CONFIRM SPELLING  
SC17d. [What is (his/her) relationship to {you/SP}?] [PRESS F1 FOR HELP SCREEN]

**CODES**

- 2 SPOUSE/PARTNER
- 3 DAUGHTER
- 4 SON
- 5 DAUGHTER-IN-LAW
- 6 SON-IN-LAW
- 7 STEPDAUGHTER
- 8 STEPSON
- 9 SISTER
- 10 BROTHER
- 11 SISTER-IN-LAW
- 12 BROTHER-IN-LAW
- 13 MOTHER
- 14 STEPMOTHER
- 15 MOTHER-IN-LAW
- 16 FATHER
- 17 STEPFATHER
- 18 FATHER-IN-LAW
- 19 GRANDDAUGHTER
- 20 GRANDSON
- 21 NIECE
- 22 NEPHEW
- 23 AUNT
- 24 UNCLE
- 25 COUSIN
- 26 STEPDAUGHTER'S SON/DAUGHTER
- 27 STEPSON'S SON/DAUGHTER
- 28 DAUGHTER-IN-LAW'S SON/DAUGHTER
- 29 SON-IN-LAW'S SON/DAUGHTER
- 30 BOARDER/RENTER
- 31 PAID AIDE/HOUSEKEEPER/EMPLOYEE
- 32 ROOMMATE
- 33 EX-WIFE/EX-HUSBAND
- 34 BOYFRIEND/GIRLFRIEND
- 35 NEIGHBOR
- 36 FRIEND
- 37 SOMEONE/SERVICE AT THE PLACE SP LIVES/LIVED
- 38 CO-WORKER
- 39 MINISTER, PRIEST, OR OTHER CLERGY
- 40 PSYCHIATRIST, PSYCHOLOGIST, COUNSELOR, OR THERAPIST

91 OTHER RELATIVE  
 92 OTHER NONRELATIVE

**PROGRAMMER INSTRUCTIONS:**

For each roster selection/addition at SC17, set HELPSWITHTOILETING flag = 1 (YES).

---

**BOX SC18**                      **BOX SC18**                      NOT ON FILE

If DECEASED flag = 1 (YES), go to SC21PRE  
 Otherwise, go to SC18.

---

**SC18**                              **sc5toiloft**                              R5 SC18 OFTEN USE TOILET BY SELF

**DISPLAY INSTRUCTIONS:**

DISPLAY "by {yourself/{himself/herself}} and without help" IN BOLD UNDERLINED TEXT

**QUESTION TEXT:**

SHOW CARD SC2  
 In the last month, when {you/SP} used the toilet, how often did {you/{he/she}} do this by {yourself/{himself/herself}} and without help? Would you say most times, sometimes, rarely, or never?

**CODES**

1	MOST TIMES	
2	SOMETIMES	
3	RARELY	
4	NEVER	SC20
	REFUSED	SC20
	DON'T KNOW	SC20

---

**SC19**                              **sc5toildif**                              R5 SC19 DIFFICUTY WITH GRAB BARS

**DISPLAY INSTRUCTIONS:**

If SC16c = 1 (used toilet grab bars) or SC16d = 1 (used raised toilet), display "when {you/SP} used the {grab bars/raised toilet or raised toilet seat/grab bars or raised toilet or raised toilet seat},".

If SC16c = 1 (used toilet grab bars) and SC16d = 1 (used raised toilet), display "grab bars or raised toilet or raised toilet seat"

Else if SC16c = 1 (used toilet grab bars), display "grab bars".

Else if SC16d = 1 (used raised toilet), display "raised toilet or raised toilet seat".

DISPLAY "by {yourself/{himself/herself}} and without help" IN BOLD UNDERLINED TEXT

**QUESTION TEXT:**

In the last month, {when {you/SP} used the} {grab bars/raised toilet or raised toilet seat/grab bars or raised toilet or raised toilet seat}, } how much difficulty did {you/{he/she}} have using the toilet by {yourself/{himself/herself}} and without help? Would you say none, a little, some, or a lot?

**CODES**

1	NONE
---	------

- 2 A LITTLE
- 3 SOME
- 4 A LOT
- REFUSED
- DON'T KNOW

**BOX SC20**

**BOXSC20**

NOT ON FILE

If SC17 = 2 (no help) and SC19 = 1 (no difficulty), go to SC21PRE.

Otherwise go to SC20.

**SC20**

**sc5toilwout**

R5 SC20 ACCIDENT WET SOIL CLTHES

**DISPLAY INSTRUCTIONS:**

If SC18 = 4 (never used toilet by self), display “no one was there to help {you/{him/her}} get to or use the toilet”.

Otherwise, display “it was too difficult to get to or use the toilet by {yourself/{himself/herself}}”.

**QUESTION TEXT:**

In the last month, did {you/SP} ever accidentally wet or soil {your/{his/her}} clothes because {no one was there to help {you/{him/her}} get to or use the toilet/it was too difficult to get to or use the toilet by {yourself/{himself/herself}}}?

**CODES**

- 1 YES
- 2 NO
- REFUSED
- DON'T KNOW

**SC21PRE**

**SC21PRE**

NOT ON FILE

**DISPLAY INSTRUCTIONS:**

If DECEASED flag = 1 (YES), display “a person”.

Otherwise, display “{you/SP}”.

**QUESTION TEXT:**

The next few questions are about getting dressed. By getting dressed we mean changing out of the clothes {{you/SP}/a person} slept in.

PRESS 1 AND ENTER TO CONTINUE

**SC21**

**sc5dresoft**

R5 SC21 OFTEN YOU GET DRESSED

**DISPLAY INSTRUCTIONS:**

If DECEASED flag = 1 (YES), display “of {his/her} life”.

**QUESTION TEXT:**

SHOW CARD SC4

In the last month {of {his/her} life}, did {you/SP} get dressed every day, most days, some days, rarely, or never?

**CODES**

- 1 EVERY DAY (7 DAYS A WEEK)
- 2 MOST DAYS (5-6 DAYS A WEEK)
- 3 SOME DAYS (2-5 DAYS A WEEK)
- 4 RARELY (ONCE A WEEK OR LESS)
- 5 NEVER  
REFUSED  
DON'T KNOW

---

**BOX SC22**

**BOX SC22**

NOT ON FILE

If SC21=1, 2, 3 or 4, go to SC22.

Else if DECEASED flag = 1 (YES), go to Section DS – Duration of Self Care Activities

Otherwise, go to Box SC27.

---

**SC22**

**sc5dresdev**

R5 SC22 USE SPECL ITEMS TO DRESS

**DISPLAY INSTRUCTIONS:**

If DECEASED flag = 1 (YES), display “of {his/her} life”.

**QUESTION TEXT:**

In the last month {of {his/her} life}, did {you/SP} use any special items to get dressed, such as a button hook, reacher or grabber, or clothes that are designed to get on and off easily?

**CODES**

- 1 YES
- 2 NO  
REFUSED  
DON'T KNOW

---

**SC23**

**sc5dreshlp**

R5 SC23 ANYONE HELP GET DRESSED

**DISPLAY INSTRUCTIONS:**

If IS3 = 2 (SP is female), display “or bra”.

DISPLAY "In the last month" IN BOLD UNDERLINED TEXT

If FACILITY flag = 1 (YES), display “a staff person from the place where {you live/{he/she} {lives/lived}},”.

If DECEASED flag = 1 (YES), display “of {his/her} life” and “lived”.

Otherwise, display “lives”.

**QUESTION TEXT:**

In the last month {of {his/her} life}, did anyone ever help {you/SP} get dressed, for instance, by getting clothing over {your/{his/her}} head, helping with clothing behind {your/{his/her}} back like a belt {or bra}, or helping {you/{him/her}} put on socks or shoes?

IF NEEDED: This includes family, friends, {a staff person from the place where {{you live/{he/she} {lives/lived}},} or someone paid to help {you/{him/her}}.

**CODES**

- 1 YES
- 2 NO  
REFUSED  
DON'T KNOW

---

**BOX SC23A****BOX SC23A**

## NOT ON FILE

If SC23 = 1 (YES), go to SC23A.

Else if DECEASED flag = 1 (YES), go to Section DS – Duration of Self Care Activities.

Otherwise, go to SC25.

---

**SC23A****op5dreshlp**

R5 SC23A HELPS SP WITH DRESSING

**op5relatnshp**

R5 RELASHIP TO SP UPDATE AND NEW

**DISPLAY INSTRUCTIONS:**

Display HELPER RELATIONSHIP CODES.

Display PERSON ROSTER with FIRST NAME, LAST NAME, and RELATIONSHIP TO SP. Allow entry for FIRST NAME, LAST NAME, and RELATIONSHIP TO SP fields.

If FACILITY flag = 1 (YES) or RETIREMENTCOMMUNITY flag = 1 (YES), display SERVICE/SOMEONE FROM THE PLACE SP LIVES/DIED on the PERSON ROSTER.

Display "first" and "last" in bold underlined text.

**QUESTION TEXT:**

Who helped {you/SP} get dressed?

PROBE: Anyone else?

SELECT ALL THAT APPLY

IF PERSON NAMED IS NOT ON THE ROSTER, PRESS CTRL/P TO ADD A PERSON.

SC23b. [What is (his/her) first name?] CONFIRM SPELLING

SC23c. [What is (his/her) last name?] CONFIRM SPELLING

SC23d. [What is (his/her) relationship to {you/SP}?] PRESS F1 FOR HELP SCREEN

**CODES**

2	SPOUSE/PARTNER
3	DAUGHTER
4	SON
5	DAUGHTER-IN-LAW
6	SON-IN-LAW
7	STEPDAUGHTER
8	STEPSON
9	SISTER
10	BROTHER
11	SISTER-IN-LAW
12	BROTHER-IN-LAW
13	MOTHER
14	STEPMOTHER
15	MOTHER-IN-LAW
16	FATHER
17	STEPFATHER
18	FATHER-IN-LAW
19	GRANDDAUGHTER
20	GRANDSON



- 21 NIECE
- 22 NEPHEW
- 23 AUNT
- 24 UNCLE
- 25 COUSIN
- 26 STEPDAUGHTER'S SON/DAUGHTER
- 27 STEPSON'S SON/DAUGHTER
- 28 DAUGHTER-IN-LAW'S SON/DAUGHTER
- 29 SON-IN-LAW'S SON/DAUGHTER
- 30 BOARDER/RENTER
- 31 PAID AIDE/HOUSEKEEPER/EMPLOYEE
- 32 ROOMMATE
- 33 EX-WIFE/EX-HUSBAND
- 34 BOYFRIEND/GIRLFRIEND
- 35 NEIGHBOR
- 36 FRIEND
- 37 SOMEONE/SERVICE AT THE PLACE SP LIVES/LIVED
- 38 CO-WORKER
- 39 MINISTER, PRIEST, OR OTHER CLERGY
- 40 PSYCHIATRIST, PSYCHOLOGIST, COUNSELOR, OR THERAPIST
- 91 OTHER RELATIVE
- 92 OTHER NONRELATIVE

**PROGRAMMER INSTRUCTIONS:**

For each roster selection/addition at SC23, set HELPSWITHDRESSING flag = 1 (YES).

---

**BOX SC24**

**BOX SC24**

NOT ON FILE

If DECEASED flag = 1 (YES), go to Section SC - Self-Care Activities.

Otherwise, go to SC24.

---

**SC24**

**sc5dresslf**

R5 SC24 OFTEN YOU DRESS YOURSELF

**DISPLAY INSTRUCTIONS:**

DISPLAY "by {yourself/{himself/herself}} and without help" IN BOLD UNDERLINED TEXT

**QUESTION TEXT:**

SHOW CARD SC2

In the last month, when {you/SP} got dressed, how often did {you/{he/she}} do this by {yourself/{himself/herself}} and without help? Would you say most times, sometimes, rarely, or never?

**CODES**

- 1 MOST TIMES
- 2 SOMETIMES
- 3 RARELY
- 4 NEVER SC26
- REFUSED SC26
- DON'T KNOW SC26

---

**SC25**

**sc5dresdif**

R5 SC25 DIF WHN US SP ITMS YRS LF

**DISPLAY INSTRUCTIONS:**

If SC22 = 1 (yes, used special items), display “when {you/SP} used special items to help {you/{him/her}} get dressed,”.

DISPLAY "by {yourself/{himself/herself}} and without help" IN BOLD UNDERLINED TEXT

**QUESTION TEXT:**

In the last month, {when {you/SP} used special items to help {you/{him/her}} get dressed, } how much difficulty did {you/{he/she}} have getting dressed by {yourself/{himself/herself}} and without help? Would you say none, a little, some, or a lot?

**CODES**

- 1 NONE
- 2 A LITTLE
- 3 SOME
- 4 A LOT
- REFUSED
- DON'T KNOW

**SC26**

sc5dresyrgo

R5 SC26 HOW OFTN YOU GET DRESSED

**DISPLAY INSTRUCTIONS:**

DISPLAY "a year ago" IN BOLD UNDERLINED TEXT

**QUESTION TEXT:**

Compared to a year ago, {do you/does SP} now get dressed more often, less often, or about the same?

**CODES**

- 1 MORE OFTEN
- 2 LESS OFTEN
- 3 SAME
- REFUSED
- DON'T KNOW

**BOX SC27**

BOXSC27

NOT ON FILE

If SC23 = 2 (did not get help) and SC25 = 1 (no difficulty), go to Section DS – Duration of Self Care Accommodations.

Otherwise go to SC27.

**SC27**

sc5dreswout

R5 SC27 GO WITHOUT GTTNG DRESSED

**DISPLAY INSTRUCTIONS:**

If SC24 = 4 (never dressed by self), display “there was no one there to help”.

Otherwise, display “it was too difficult to dress by {yourself/{himself/herself}}”.

**QUESTION TEXT:**

In the last month, did {you/SP} ever go without getting dressed because {there was no one there to help

/it was too difficult to dress by {yourself/{himself/herself}}?

**CODES**

- 1 YES
- 2 NO
- REFUSED
- DON'T KNOW

**PROGRAMMER INSTRUCTIONS:**

Go to Section DS – Duration of Self Care Accommodations

**Derived Variables from Items in SC Section**

sc5deatdevi	R5 D USES DEVICES WHILE EATING
sc5deathelp	R5 D HAS HELP EATING
sc5deatsfdf	R5 D DIFF EATING BY SELF WO HELP
sc5dbathdevi	R5 D USES DEVICES WHILE BATHING
sc5dbathhelp	R5 D HAS HELP WHILE BATHING
sc5dbathsfdf	R5 D DIFF BATHING SELF NO HELP
sc5dtoildevi	R5 D USES DEVICES WHILE TOILETING
sc5dtoilhelp	R5 D HAS HELP WHILE TOILETING
sc5dtoilsfdf	R5 D DIFF LEVEL TOILETING SELF
sc5dresdevi	R5 D USES DEVICES WHILE DRESSING
sc5dreshelp	R5 D HAS HELP WHILE DRESSING
sc5dressfdf	R5 D DIFF LEVEL DRESSING SELF

**Flag variables set in SC Section**

fl5showering	R5 F SC SP USES SHOWER
fl5takingbth	R5 F SC SP TAKES BATHS
fl5washingup	R5 F SC SP WASHES OTHER WAY

---

## NHATS Round 5

Section DS [DURATION OF SELF CARE ACCOMMODATIONS]

Sequence: 23

---

**BOX DS1**

**BOX DS1**

NOT ON FILE

If NEWSAMPLE flag = 1 (YES) and [SC3, SC11, SC17, and SC23 <> 1 (YES)], go to DS1.  
Else if NEWSAMPLE flag = 1 (YES), go to DS2.

If DECEASED flag = 1 (YES) and (LAST INT Status = 64 or 61), go to Section PA – Participation.  
Else if (LAST INT Status=64), go to Section MC – Medical Care Activities.

Else if DECEASED flag=1 (YES) and [Combined MONTH OF DEATH and YEAR OF DEATH = Combined LAST INT interview month and LAST INT interview year or the month after the LAST INT interview month and LAST INT interview year (LAST INT interview month+1) or Month of Death=DK or RF], go to Section PA – Participation.

Else if [LAST INT SC3, SC11, SC17, and SC23=2 (NO), RF, or DK] and [CURRENT INT SC3, SC11, SC17, or SC23 = 1 (YES), go to DS3C.

Else if [LAST INT SC3, SC11, SC17, or SC23 = 1 (YES)] and [CURRENT INT SC3, SC11, SC17, and SC23 = 2 (NO), RF, or DK], go to DS3D.

Else if [LAST INT SC3, SC11, SC17, or SC23 = 1 (YES)] and [CURRENT INT SC3, SC11, SC17 or SC23 = 1 (YES), go to DS3E.

Otherwise, go to DS1.

---

**DS1**

**ds5gethlp eat**

R5 DS1 GET HELP WITH EATING, ETC

**DISPLAY INSTRUCTIONS:**

If NEWSAMPLE flag = 1 (YES), display "In the last year".

If DECEASED flag = 1 (YES), display "Between {LAST INT MONTH AND YEAR} and {MONTH AND YEAR SP DIED}"

Otherwise, display "Since {LAST INT MONTH AND YEAR}".

**QUESTION TEXT:**

{In the last year/{Between {LAST INT MONTH AND YEAR} and {MONTH AND YEAR SP DIED}/Since {LAST INT MONTH AND YEAR}}}, did {you/SP} ever get help with eating, getting cleaned up, using the toilet, or getting dressed?

**CODES**

1	YES	
2	NO	BOX DS4
	REFUSED	BOX DS4
	DON'T KNOW	BOX DS4

---

**BOX DS2**

**BOX DS2**

NOT ON FILE

If NEWSAMPLE flag = 1 (YES), go to DS3B.  
Otherwise, go to DS3C.

---

**DS2**

**ds5hlpmrtnyr**

R5 DS2 GET HELP FOR YEAR OR MORE

---

**DISPLAY INTRUCTIONS:**

If SC3=1 (YES), display "eating".  
If SC11=1 (YES), display "getting cleaned up"  
If SC17=1 (YES), display "using the toilet"  
If SC23=1 (YES), display "getting dressed"

If more than one activity displayed, display "or" between each one.

**QUESTION TEXT:**

{Have you/Has SP} been getting help with {eating} {getting cleaned up} {using the toilet} {getting dressed} for a year or more?  
  
IF NEEDED: {Were you/Was SP} getting help before {CURRENT MONTH AND YEAR - 1 YEAR}?

**CODES**

1	YES, A YEAR OR MORE	
2	NO, LESS THAN A YEAR	DS3B
	REFUSED	BOX DS4
	DON'T KNOW	BOX DS4

**DS3A**

ds5yrsgethlp

R5 DS3A HOW MANY YRS GETTING HLP

**DISPLAY INTRUCTIONS:**

If only one activity displayed at DS2, display "that".  
If more than one activity displayed at DS2, display "any of these activities".

**QUESTION TEXT:**

About how many years {have you/has SP} been getting help with {that/any of these activities}?  
  
ENTER NUMBER OF YEARS  
  
ENTER 997 IF GETTING HELP SINCE BIRTH/ENTIRE LIFE.

**ENTER NUMBER**

Range	1 to 120
Soft Range	1 to 50
REFUSED	
DON'T KNOW	

**PROGRAMMER INSTRUCTIONS:**

Hard range: 1-120 or 997.  
Soft range: 1-50.  
Go to BOX DS4.

**DS3B**

ds5mthgethlp

R5 DS3B MNTH FIRST/LAST GET HELP

**DISPLAY INTRUCTIONS:**

If DS1 = 1 (help in last year), display "last" and "any of these activities".  
If DS2 = 2 (help for less than a year) and only one activity displayed at DS2, display "first" and "that".  
If DS2 = 2 (help for less than a year) and more than one activity displayed at DS2, display "first" and "any of

these activities”.  
Display “4-DIGIT YEAR” in underlined text.

**QUESTION TEXT:**

In what month and year since {CURRENT MONTH AND YEAR – 1 YEAR} did {you/SP} {first/last} get help with {that/any of these activities}?

ENTER MONTH

**ENTER NUMBER**

Range	1 to 12
REFUSED	BOX DS4
DON'T KNOW	BOX DS4

---

**DS3B1**

**ds5yrgethlp**

R5 DS3B1 YEAR FIRST/LAST GET HELP

**DISPLAY INSTRUCTIONS:**

If DS1 = 1 (HELP IN LAST YEAR), display “last” and “any of these activities”.  
If DS2 = 2 (HELP FOR LESS THAN A YEAR) and only one activity displayed at DS2, display “first” and “that”.  
If DS2 = 2 (HELP FOR LESS THAN A YEAR) and more than one activity displayed at DS2, display “first” and “any of these activities”.  
Display “4-DIGIT YEAR” in underlined text.

**QUESTION TEXT:**

In what month and year since {CURRENT MONTH AND YEAR – 1 YEAR} did {you/SP} {first/last} get help with {that/any of these activities}?

ENTER YEAR

**ENTER NUMBER**

REFUSED  
DON'T KNOW

**PROGRAMMER INSTRUCTIONS:**

Range: CURRENT YEAR-1 to CURRENT YEAR  
Go to BOX DS4.

---

**DS3C**

**ds5helpstmo**

R5 DS3C MONTH SELF CARE HLP START

**DISPLAY INSTRUCTIONS:**

If DECEASED flag = 1 (YES), display "of {his/her} life".

If DS1 = 1 (YES), do not display first sentence and display "any of these activities".

Otherwise, display question intro according to the following instructions:

If CURRENT INT SC3 = 1 (YES), display "eating".  
If CURRENT INT SC11 = 1 (YES), display "getting cleaned up".  
If CURRENT INT SC17 = 1 (YES), display "using the toilet".  
If CURRENT INT SC23 = 1 (YES), display "getting dressed".

If more than one activity displayed, display "and" between each one and "any of these activities".

Otherwise, if only one activity displayed, display "that".

Display "first" in bold and underlined text.

**QUESTION TEXT:**

{In the last month {of {his/her} life}, {you/SP} got help with {eating} {getting cleaned up} {using the toilet} {getting dressed}, and in {LAST INT MONTH AND YEAR}, {you were/SP was} not getting this help.}

In what month and year since {LAST INT MONTH AND YEAR}, did {you/SP} first get help with {that/any of these activities}?

ENTER MONTH

IF LAST INTERVIEW INFORMATION IS INCORRECT, ENTER 90

**ENTER NUMBER**

RANGE	1 to 12
REFUSED	BOX DS3D
DON'T KNOW	BOX DS3D

**PROGRAMMER INSTRUCTIONS:**

Hard range: 1-12 and 90

If DS3c=90, go to BOX DS4

**DS3C1**

**ds5helpstyr**

R5 DS3C1 YEAR SELF CARE HELP STARTED

**DISPLAY INSTRUCTIONS:**

Display "4-DIGIT YEAR" in underlined text.

**QUESTION TEXT:**

In what month and year since {LAST INT MONTH AND YEAR}, did {you/SP} first get help with {that/any of these activities}?

ENTER 4-DIGIT YEAR

**ENTER NUMBER**

REFUSED
DON'T KNOW

**PROGRAMMER INSTRUCTIONS:**

Soft Range: CURRENT YEAR -1 to CURRENT YEAR

Hard Range: R1 INT YEAR to CURRENT YEAR

Combined month and year cannot be before date of last interview. If date is before date of last interview, display error message #15.

**BOX DS3D**

**BOX DS3D**

NOT ON FILE

If [LAST INT SC3, SC11, SC17, and SC23 = 2 (NO), RF, or DK] and [CURRENT INT SC3, SC11, SC17, or SC23 = 1 (YES)] go to BOX DS4.

Otherwise, go to DS3D.

**DS3D**

**ds5helpendmo**

R5 DS3D MONTH SELF CARE HELP ENDED

**DISPLAY INSTRUCTIONS:**

If DECEASED flag = 1 (YES), display "of {his/her} life".

If DS1 = 1 (YES), do not display first sentence and display "any of these activities".

Otherwise display question intro according to the following instructions:

If LAST INT SC3 = 1 (YES), display "eating".

If LAST INT SC11 = 1 (YES), display "getting cleaned up".

If LAST INT SC17 = 1 (YES), display "using the toilet".

If LAST INT SC23 = 1 (YES), display "getting dressed".

If more than one activity displayed, display "and" between each one and "any of these activities".

Otherwise if only one activity displayed, display "that".

Display "last" in the phrase "last get help" in bold underlined text.

Display "MONTH" in underlined text.

**QUESTION TEXT:**

{In {LAST INT MONTH AND YEAR}, {you/SP} got help with {eating}{getting cleaned up}{using the toilet}{getting dressed} and in the last month {of {his/her} life}, {you were/{he/she} was} not getting this help.}

In what month and year since {LAST INT MONTH AND YEAR}, did {you/SP} last get help with {that/any of these activities}?

ENTER MONTH

IF LAST INTERVIEW INFORMATION IS INCORRECT, ENTER 90

**ENTER NUMBER**

Range	1 to 12
REFUSED	BOX DS4
DON'T KNOW	BOX DS4

**PROGRAMMER INSTRUCTIONS:**

Hard range: 1-12 and 90

If DS3D=90, go to BOX DS4

---

**DS3D1**

**ds5helpendyr**

R5 DS3D1 YEAR SELF CARE HELP ENDED

**QUESTION TEXT:**

In what month and year since {LAST INT MONTH AND YEAR}, did {you/SP} last get help with {that/any of these activities}?

ENTER 4-DIGIT YEAR

**ENTER YEAR**

REFUSED  
DON'T KNOW

**PROGRAMMER INSTRUCTIONS:**

Soft Range: CURRENT YEAR -1 to CURRENT YEAR

Hard Range: R1 INT YEAR to CURRENT YEAR

Combined month and year cannot be before date of last interview. If date is before date of last interview, display error message #15.

Go to BOX DS4.

---

**DS3E**

**ds5nohelp**

R5 DS3E NO SELF CARE HELP MTH PLUS



**DISPLAY INSTRUCTIONS:**

If DECEASED flag = 1 (YES), display "of {his/her} life" and "Between {LAST INT MONTH AND YEAR} and {MONTH AND YEAR DIED}".  
Otherwise, display "Since {LAST INT MONTH AND YEAR}".

Display question intro according to the following instructions:

- If CURRENT INT SC3 = 1 (YES), display "eating".
- If CURRENT INT SC11 = 1 (YES), display "getting cleaned up".
- If CURRENT INT SC17 = 1 (YES), display "using the toilet".
- If CURRENT INT SC23 = 1 (YES), display "getting dressed".

If more than one activity displayed, display "and" between each one.

**QUESTION TEXT:**

In the last month {of {his/her} life}, {you/SP} got help with {eating} {getting cleaned up} {using the toilet} {getting dressed}, and in {LAST INT MONTH AND YEAR} {you were/{he/she} was} also getting help like this.

{Between {LAST INT MONTH AND YEAR} and {MONTH AND YEAR DIED}}/Since {LAST INT MONTH AND YEAR}}, did {you/{he/she}} go without help like this for a month or more?

**CODES**

1	YES	
2	NO	BOX DS4
90	LAST INTERVIEW INFORMATION INCORRECT	BOX DS4
	REFUSED	BOX DS4
	DON'T KNOW	BOX DS4

**DS3F**

**ds5nohelpmos**

R5 DS3F MONTHS OF NO SELF CARE HELP

**QUESTION TEXT:**

For about how many months altogether did {you/SP} go without help like this?

**ENTER NUMBER**

Range	1 to 24
REFUSED	
DON'T KNOW	

**BOX DS4**

**BOX DS4**

NOT ON FILE

If NEWSAMPLE flag = 1 (YES) and {AGE ON PERSON ROSTER} = 65, go to Section MC - Medical Care Activities.  
 Else if NEWSAMPLE flag = 1 (YES) and DS3A = 997 (HELP ENTIRE LIFE), go to Section MC - Medical Care Activities.  
 Else if NEWSAMPLE flag = 1 (YES) and DS3A = 1-120 and {AGE ON PERSON ROSTER} - [YEARS FROM DS3A] <= 65, go to Section MC - Medical Care Activities.  
 Else if NEWSAMPLE flag = 1 (YES), go to DS4PRE.  
 Else if DECEASED flag = 1 (YES) and NOTALERT flag = 1 (YES), go to Section CL - Closing.  
 Else if DECEASED flag = 1 (YES), go to Section PA - Participation.  
 Otherwise, go to Section MC - Medical Care Activities.

**DS4PRE**

**DS4PRE**

NOT ON FILE

Now think about the time around when {you/SP} turned 65.

PRESS 1 AND ENTER TO CONTINUE

---

**DS4****ds5gthptrn65**

R5 DS4 GET HLP ARND TIME TRND 65

**QUESTION TEXT:**

{Were you/Was SP} getting help with eating, getting cleaned up, using the toilet, or getting dressed around the time when {you/he/she} turned 65?

**CODES**

1	YES	SECTION MC
2	NO	
	REFUSED	
	DON'T KNOW	

---

**BOX DS5****BOXDS5**

NOT ON FILE

If DS2 = 1 (help for year or more) or 2 (help for less than a year) or DS1 = 1 (help in last year), go to Section MC – Medical Care Activities.  
Else, go to DS5.

---

**DS5****ds5gthpsin65**

R5 DS5 GETTING HLP SNCE TRND 65

**QUESTION TEXT:**

Since {you/SP} turned 65, was there any time when {you/he/she} got help with these activities (eating, getting cleaned up, using the toilet, or getting dressed)?

**CODES**

1	YES
2	NO
	REFUSED
	DON'T KNOW

**PROGRAMMER INSTRUCTIONS:**Go to Section MC – Medical Care Activities

---

**Derived Variables from Items in DS Section**

<b>ds5dhlpyr</b>	R5 D ANY SELF CARE HELP LAST YEAR
<b>ds5dhlpst</b>	R5 D MTHS SINCE SLF CARE HELP ST
<b>ds5dhlpend</b>	R5 D MTHS SINCE SLF CARE HLP END
<b>ds5dhlpyrs</b>	R5 D YEARS HELP IN CARING 4 SELF
<b>ds5dschlp</b>	R5 D MONTHS OF SELF CARE HELP
<b>ds5dschlpr</b>	R5 D SELF CARE HELP GROUP
<b>ds5flag</b>	R5 D SPECIAL CASES DS SECTION ROUTE

---

## NHATS Round 5

Section MC [MEDICAL CARE ACTIVITIES]

Sequence: 24

---

MC1PRE

MC1PRE

NOT ON FILE

QUESTION TEXT:

The next few questions are about medicines that {you take/SP takes} that are prescribed by a doctor.

PRESS 1 AND ENTER TO CONTINUE

---

MC1

mc5meds

R5 MC1 IN MNTH TKE MEDS PRESCRBD

DISPLAY INSTRUCTIONS:

DISPLAY "in the last month" IN BOD UNDERLINED TEXT

QUESTION TEXT:

In the last month, did {you/SP} take any medicines prescribed by a doctor?

CODES

1	YES	
2	NO	GO MC10PRE
	REFUSED	GO MC10PRE
	DON'T KNOW	GO MC10PRE

---

MC2

mc5medstrk

R5 MC2 KEEP TRCK PRESCRIBED MEDS

DISPLAY INSTRUCTIONS:

If PROXY flag is null, display "1a".  
If PROXY flag = 1 (yes), display "1b".

DISPLAY "last month" IN BOLD UNDERLINED TEXT

QUESTION TEXT:

SHOW CARD {1a/1b}

Next we'd like to know more about how {you keep/SP keeps} track of {your/{his/her}} prescribed medicines. By keeping track, we mean making sure {you take/{he/she} takes} the correct amount at the right time.

Which answer best describes how {you/SP} did that in the last month? Did {you/{he/she}} always do this by {yourself/{himself/herself}}, always do it together with someone else, did someone else always do it for {you/{him/her}}, or did it vary?

CODES

1	ALWAYS DID IT BY SELF	MC3
2	ALWAYS DID IT TOGETHER WITH SOMEONE ELSE	MC3
3	SOMEONE ELSE ALWAYS DID IT	MC5A
4	IT VARIED (MORE THAN ONE WAY)	
5	NOT DONE IN LAST MONTH	MC6
	REFUSED	MC7
	DON'T KNOW	MC7

---

**MC2A****mc5medssl**

R5 MC2A LAST MNTH KEEP TRACK SLF

**DISPLAY INSTRUCTIONS:**

DISPLAY “by {yourself/{himself/herself}}” IN BOLD UNDERLINED TEXT

**QUESTION TEXT:**

In the last month, did {you/SP} ever keep track of {your/{his/her}} prescribed medicines by {yourself/{himself/herself}}?

**CODES**

1	YES
2	NO
	REFUSED
	DON'T KNOW

**MC3****mc5whrgtmed1**

R5 MC3 SP GOT MEDS LOCAL STORE

**mc5whrgtmed3**

R5 MC3 SP GOT MEDS BY MAIL

**mc5whrgtmed3**

R5 MC3 SP GOT MEDS HEC PRVD\_HSP

**mc5whrgtmed4**

R5 MC3 SP GOT MEDS OTHR SPECIFY

**DISPLAY INSTRUCTIONS:**

Display “local” IN BOLD UNDERLINED TEXT

**QUESTION TEXT:**

Where did {you/SP} get the medicines that {you/{he/she}} took in the last month? Did {you/{he/she}} get any of these from a local store or pharmacy, by mail, or somewhere else?

SELECT ALL THAT APPLY

**CODES**

	<b>Code All That Apply</b>	
1	LOCAL STORE OR PHARMACY	BOX MC3B
2	BY MAIL	BOX MC3B
3	HEALTH CARE PROVIDER/HOSPITAL	BOX MC3B
91	SOMEWHERE ELSE (SPECIFY)	
	REFUSED	MC4
	DON'T KNOW	MC4

**PROGRAMMERS INSTRUCTIONS:**

If 92 (SOMEWHERE ELSE) is selected with any other response, go to MC3A.

**MC3A****MC3A**

NOT ON FILE

**QUESTION TEXT:**

SPECIFY PLACE {SP} GOT PRESCRIBED MEDICINES IN THE LAST MONTH

**ENTER TEXT**

Length

50

**BOX MC3B****BOX MC3B**

NOT ON FILE

If MC3 = 1 (LOCAL STORE OR PHARMACY), go to MC3B.  
Otherwise, go to MC4.

**MC3B****mc5howpkupm1**

R5 MC3B SP PICKD UP MEDS BY SELF

**mc5howpkupm2**

R5 MC3B SP HAD MEDS DELIVERED

**mc5howpkupm3**

R5 MC3B SMEON ELSE PICKD UP MEDS

**QUESTION TEXT:**

Thinking of these prescribed medicines that {you/SP} took in the last month and got from a local store or pharmacy, did {you/{he/she}} pick them up {yourself/{himself/herself}}, have them delivered, or did someone else pick them up for {you/{him/her}}?

SELECT ALL THAT APPLY

**CODES****Code All That Apply**

- |   |                               |
|---|-------------------------------|
| 1 | PICKED THEM UP BY SELF        |
| 2 | HAD THEM DELIVERED            |
| 3 | HAD SOMEONE ELSE PICK THEM UP |
|   | REFUSED                       |
|   | DON'T KNOW                    |

**MC4****mc5medsrem**

R5 MC4 USE REMNDERS TO KEEP TRCK

**DISPLAY INSTRUCTIONS:**

Display "In the last month" IN BOLD UNDERLINED TEXT

**QUESTION TEXT:**

SHOW CARD MC2

In the last month, when {you/SP} kept track of {your/{his/her}} medicines, how often did {you/{he/she}} use reminders such as a pill organizer, box, dispenser, or calendar? Would you say every time, most times, sometimes, rarely, or never?

**CODES**

- |   |            |
|---|------------|
| 1 | EVERY TIME |
| 2 | MOST TIMES |
| 3 | SOMETIMES  |
| 4 | RARELY     |
| 5 | NEVER      |
|   | REFUSED    |
|   | DON'T KNOW |

**BOX MC5A****BOX MC5A**

NOT ON FILE

If MC2 = 1 (always did by self), DK or RF, go MC7.  
Otherwise, go to MC5A.

**MC5A****op5medshp**

R5 MC5A HELPS SP WITH MEDICINES

**DISPLAY INSTRUCTIONS:**

Display HELPER RELATIONSHIP CODES.

Display PERSON ROSTER with FIRST NAME, LAST NAME, and RELATIONSHIP TO SP. Allow entry for FIRST NAME, LAST NAME, and RELATIONSHIP TO SP fields.

If FACILITY flag = 1 (yes), display “a staff person from the place where {you live/{he/she} lives},”.

If FACILITY flag=1(YES) or RETIREMENT COMMUNITY flag=1(YES), display SERVICE/SOMEONE FROM THE PLACE SP LIVES/DIED on the PERSON ROSTER.

If MC2 = 2 (always with someone else) display “with”. If

MC2 = 3 (someone else always did) display “for”.

If MC2 = 4 (varied), display “with or for”.

Display "first" and "last" in underlined text in the question text for name.

**QUESTION TEXT:**

In the last month, who kept track of {your/SP's} medicines {with/for/with or for} {you/{him/her}}?

IF NEEDED: This includes family, friends, {a staff person from the place where {you live/{he/she} lives},} or someone paid to help {you/{him/her}}.

PROBE: Anyone else?

SELECT ALL THAT APPLY

IF PERSON NAMED IS NOT ON THE ROSTER, PRESS CTRL/P TO ADD A PERSON

MC5b. [What is (his/her) first name?] CONFIRM SPELLING

MC5c. [What is (his/her) last name?] CONFIRM SPELLING

MC5d. [What is (his/her) relationship to {you/SP}?] PRESS F1 FOR HELP SCREEN

**CODES**

2	SPOUSE/PARTNER
3	DAUGHTER
4	SON
5	DAUGHTER-IN-LAW
6	SON-IN-LAW
7	STEPDAUGHTER
8	STEPSON
9	SISTER
10	BROTHER
11	SISTER-IN-LAW
12	BROTHER-IN-LAW
13	MOTHER
14	STEPMOTHER
15	MOTHER-IN-LAW
16	FATHER
17	STEPFATHER
18	FATHER-IN-LAW
19	GRANDDAUGHTER
20	GRANDSON
21	NIECE

- 22 NEPHEW
- 23 AUNT
- 24 UNCLE
- 25 COUSIN
- 26 STEPDAUGHTER'S SON/DAUGHTER
- 27 STEPSON'S SON/DAUGHTER
- 28 DAUGHTER-IN-LAW'S SON/DAUGHTER
- 29 SON-IN-LAW'S SON/DAUGHTER
- 30 BOARDER/RENTER
- 31 PAID AIDE/HOUSEKEEPER/EMPLOYEE
- 32 ROOMMATE
- 33 EX-WIFE/EX-HUSBAND
- 34 BOYFRIEND/GIRLFRIEND
- 35 NEIGHBOR
- 36 FRIEND
- 37 SOMEONE/SERVICE AT THE PLACE SP LIVES/LIVED
- 38 CO-WORKER
- 39 MINISTER, PRIEST, OR OTHER CLERGY
- 40 PSYCHIATRIST, PSYCHOLOGIST, COUNSELOR, OR THERAPIST
- 91 OTHER RELATIVE
- 92 OTHER NONRELATIVE

**PROGRAMMER INSTRUCTIONS:**

For each roster selection/addition at MC5, set HELPEDTRACKMEDS flag = 1 (yes).

---

**BOX MC6**

**BOX MC6**

**NOT ON FILE**

If MC2 = 2 (always with someone else), and HELPEDTRACKMEDS flag = 1 (yes) for SERVICE/SOMEONE FROM PLACE SP LIVES, go to MC8.

If MC2 = 3 (someone else always did), and HELPEDTRACKMEDS flag = 1 (yes) for SERVICE/SOMEONE FROM PLACE SP LIVES, go to BOX MC9.

If MC2 = 4 (varied) and HELPEDTRACKMEDS flag = 1 (yes) for SERVICE/SOMEONE FROM PLACE SP LIVES, go to BOX MC7.

Otherwise go to MC6

---

**MC6**

**mc5dmedsreas**

**R5 D MEDS REASN BY WITH OTHERS**

**DISPLAY INSTRUCTIONS:**

If MC2 = 2 (always with someone else), display "with".

If MC2 = 3 (someone else always did), display "for".

If MC2 = 4 (varied) display, "with or for".

If MC2 = 5 (not done in last month), do not display first sentence.

Display "HEALTH OR FUNCTIONING" and "OTHER REASON" in underlined text in the response text. Display response codes in two side-by-side columns with "HEALTH AND FUNCTIONING" and "OTHER REASONS" as column headers. Display the remaining text for CODE 1 and CODE 2 as lists below each of the corresponding column headers

**QUESTION TEXT:**

{What is the reason someone else kept track of {your/SP's} medicines {with/for/with or for} {you/{him/her}}?}  
Was that because of {your/{his/her}} health or functioning or some other reason?

SELECT ALL THAT APPLY

**CODES**

**Code All That Apply**

- 1 HEALTH OR FUNCTIONING INCLUDES: AGE,  
MEMORY, VISION, HEALTH CONDITION/DISEASE  
NAMES, SURGERY, UNABLE TO DRIVE
- 2 OTHER REASON INCLUDES: SHARED ACTIVITY,  
ALWAYS DONE THIS WAY, SOMEONE ELSE  
WANTED TO DO IT, PAY SOMEONE, DOESN' LIKE  
TO DO IT  
REFUSED  
DON'T KNOW

**PROGRAMMERS INSTRUCTIONS:**

If MC6 = 1 (HEALTH OR FUNCTIONING), set HEALTHREASONHELPTRACKMEDS flag = 1 (yes).

**BOX MC7**

**BOX MC7**

NOT ON FILE

If MC2a = 1 (yes by self), go to MC7.  
If MC2 = 2 (always with someone else) or (MC2a = 2 (didn't do by self), DK or RF), go to MC8.  
If [MC2 = 3 (someone else always did) or 5 (not done in last month)] and HEALTHREASONHELPTRACKMEDS flag = 1 (yes), go to BOX MC9.  
Otherwise go to MC10PRE.

**MC7**

**mc5medsdif**

R5 MC7 HOW DIFFIC KEEP TRACK MED

**DISPLAY INSTRUCTIONS:**

DISPLAY "by {yourself/{himself/herself}}" IN BOLD UNDERLINED TEXT

**QUESTION TEXT:**

In the last month, how much difficulty did {you/SP} have keeping track of {your/{his/her}} medicines by {yourself/{himself/herself}}? Would you say none, a little, some, or a lot?

**CODES**

- 1 NONE  
2 A LITTLE  
3 SOME  
4 A LOT  
REFUSED  
DON'T KNOW

**MC8**

**mc5medsyrgo**

R5 MC8 COMPAR YR AGO HW KEP TRCK

**DISPLAY INSTRUCTIONS:**

DISPLAY "a year ago" IN BOLD UNDERLINED TEXT

**QUESTION TEXT:**

Compared to a year ago, {do you/does SP} keep track of {your/{his/her}} medicines {yourself/himself/herself} more often, less often, or about the same?

**CODES**

- 1 MORE OFTEN  
2 LESS OFTEN  
3 SAME  
REFUSED  
DON'T KNOW



---

**BOX MC9****BOX MC9**

NOT ON FILE

If [MC2 = 1 (always by self) or 4 (varied)] and [MC7 = 2 (a little difficulty) or MC7 = 3 (some difficulty) or MC7 = 4 (a lot of difficulty)], go to MC9.

If [MC2 = 2 (always with someone else) or MC2 = 3 (someone else always did) or MC2 = 4 (varied) or MC2 = 5 (not done in last month)] and [HEALTHREASONHELPTRACKMEDS flag = 1 (yes) or HELPEDTRACKMEDS flag = 1 (yes) for SERVICE/SOMEONE FROM PLACE SP LIVES], go to MC9.

Otherwise, go to MC10PRE.

---

**MC9****mc5medsmis**

R5 MC9 MAKE MISTAKE TAKING MEDS

**DISPLAY INSTRUCTIONS:**

If MC2 = 1 (always by self) or 5 (not done in last month) or MC2a = 1 (yes by self), display "it was too difficult to keep track of them by {yourself/{himself/herself}}"

Otherwise display "no one was there to help or keep track of them for {you/{him/her}}".

**QUESTION TEXT:**

In the last month, did {you/SP} ever make a mistake in taking {your/{his/her}} prescribed medicines because {it was too difficult to keep track of them by {yourself/{himself/herself}}/no one was there to help or keep track of them for {you/{him/her}}}?

IF NEEDED: That is, did {you/SP} take {your/{his/her}} medicines at the wrong time or in the wrong amount or miss taking them altogether?

**CODES**

- |   |            |
|---|------------|
| 1 | YES        |
| 2 | NO         |
|   | REFUSED    |
|   | DON'T KNOW |

---

**MC10PRE****MC10PRE**

NOT ON FILE

**QUESTION TEXT:**

The next questions are about how {you handle/SP handles} {your/{his/her}} medical care.

PRESS 1 AND ENTER TO CONTINUE

---

**MC10****mc5havregdoc**

R5 MC10 YOU HAVE REGULAR DOCTOR

**QUESTION TEXT:**

Is there a doctor that {you think/SP thinks} of as {your/{his/her}} regular doctor, that is, a doctor {you usually go/{he/she} usually goes} to when {you are sick and need/{he/she} is sick and needs} advice about {your/{his/her}} health?

**CODES**

- |   |            |      |
|---|------------|------|
| 1 | YES        |      |
| 2 | NO         | MC12 |
|   | REFUSED    | MC12 |
|   | DON'T KNOW | MC12 |

---

**MC11**

**MC11**

NOT ON FILE

**DISPLAY INSTRUCTIONS:**

Display "FIRST" in bold underlined text.

**QUESTION TEXT:**

Please tell me the first and last name of {your/SP's} regular doctor.

ENTER FIRST NAME. CONFIRM SPELLING.

IF FIRST NAME UNKNOWN, ENTER DR.

**ENTER TEXT**

Length  
REFUSED

25

---

**MC11A**

**MC11A**

NOT ON FILE

**DISPLAY INSTRUCTIONS:**

Display "LAST" in bold underlined text.

**QUESTION TEXT:**

[Please tell me the first and last name of {your/SP's} regular doctor.]

ENTER LAST NAME. CONFIRM SPELLING.

**ENTER TEXT**

Length  
REFUSED  
DON'T KNOW

25

---

**MC12**

**mc5regdoclyr**

R5 MC12 SEEN REG DOC WTHN LST YR

**DISPLAY INSTRUCTIONS:**

If MC10 = 1 (yes, regular doctor), display "{your/{his/her}} regular doctor"

Otherwise, display "a doctor"

DISPLAY "last year" IN BOLD UNDERLINED TEXT

**QUESTION TEXT:**

{Have you/Has SP} seen {{your/{his/her}} regular doctor/ a doctor} within the last year? That is, since {MONTH AND YEAR 12 MONTHS PRIOR TO TODAY'S DATE}.

**CODES**

1	YES	
2	NO	MC20PRE
	REFUSED	MC20PRE
	DON'T KNOW	MC20PRE

---

**MC15**

**mc5hwgtregd1**

R5 MC15 SP DROVE SELF TO REG DOC

**mc5hwgtregd2**

R5 MC15 FAM PD HLP DRVE REG DOC

mc5hwgtregd3	R5 MC15 VAN PLC SP LIVE REG DOC
mc5hwgtregd4	R5 MC15 VAN FR DIS SENIOR REG DC
mc5hwgtregd5	R5 MC15 PUBLIC TRANSPORT REG DOC
mc5hwgtregd6	R5 MC15 SP TOOK TAXI TO REG DOC
mc5hwgtregd7	R5 MC 15 SP WALKED TO REG DOC
mc5hwgtregd8	R5 MC15 REG DOC WAS HOME VISIT
mc5hwgtregd9	R5 MC15 OTHR SPECIFY REG DOC

**DISPLAY INSTRUCTIONS:**

If DT1 = 1 (drives every day), 2 (drives most days), 3 (drives some days) or 4 (rarely) OR DROVEINLASTYEAR flag = 1 (yes), display “drive,” and response 1.

If FACILITY flag = 1 (yes), display “use a service provided by the place where {you live/{he/she} lives}.”

If FACILITY flag = 1 (yes) or RETIREMENT COMMUNITY flag = 1 (yes), display response 3 and for response 4, “not provided by the place SP lives”.

If MC10 = 1 (yes, regular doctor), display “{your/{his/her}} regular doctor”.

Otherwise, display “the doctor”.

DISPLAY “In the last year” IN BOLD UNDERLINED TEXT

**QUESTION TEXT:**

SHOWCARD MC3

In the last year, how did {you/SP} get to {{{your/{his/her}} regular doctor/the doctor}? Did {you/{he/she}} {drive,} get a ride from a family member or friend, {use a service provided by the place where {you live/{he/she} lives},} or what?

SELECT ALL THAT APPLY

CODES	Code All That Apply	
1	{DROVE}	MC16
2	GOT A RIDE FROM A FAMILY MEMBER OR FRIEND OR SOMEONE PAID TO HELP	MC16
3	{USED A VAN OR SHUTTLE SERVICE PROVIDED BY THE PLACE SP LIVES}	MC16
4	USED A VAN OR SHUTTLE SERVICE FOR PEOPLE WITH DISABILITIES OR SENIORS {(NOT PROVIDED BY THE PLACE SP LIVES)}	MC16
5	TOOK PUBLIC TRANSPORTATION (THE BUS, SUBWAY, TRAIN, OR TRAM)	MC16
6	TOOK A TAXI	MC16
7	WALKED	MC16
8	HOME VISIT	MC16
91	OTHER (SPECIFY)	
	REFUSED	MC16
	DON'T KNOW	MC16

**MC15A**

**MC15A**

NOT ON FILE

**QUESTION TEXT:**

SPECIFY HOW GOT TO DOCTOR

ENTER TEXT

Length

50

**MC16**

mc5ansitindr

R5 MC16 ANONE SIT IN W YOU AT DR

**DISPLAY INSTRUCTIONS:**

If FACILITY flag = 1 (yes), display “a staff person from the place where {you live/{he/she} lives},”. If

MC10 = 1 (yes, regular doctor), display “regular”.

DISPLAY "last year" IN BOLD UNDERLINED TEXT

**QUESTION TEXT:**

In the last year, did anyone sit in with {you/SP} and {your/{his/her}}{regular} doctor during {your/{his/her}} visits?

IF NEEDED: This includes family, friends, {a staff person from the place where {you live/{he/she} lives},} or someone paid to help {you/{him/her}}.

**CODES**

1	YES	
2	NO	MC20PRE
	REFUSED	MC20PRE
	DON'T KNOW	MC20PRE

**MC17A**

op5dochlp

R5 MC17A SITS IN W SP AT DRS

op5relatnshp

R5 RELASHIP TO SP UPDATE AND NEW

**DISPLAY INSTRUCTIONS:**

Display HELPER RELATIONSHIP CODES.

Display PERSON ROSTER with FIRST NAME, LAST NAME, and RELATIONSHIP TO SP. Allow entry for FIRST NAME and RELATIONSHIP TO SP fields.

If FACILITY flag = 1 (yes), display “a staff person from the place where {you live/{he/she} lives},”.

If FACILITY flag = 1 (YES) or RETIREMENTCOMMUNITY flag = 1 (YES), display SERVICE/SOMEONE FROM THE PLACE SP LIVES/DIED on the PERSON ROSTER.

Display "first" and "last" in underlined text in the question text for name.

**QUESTION TEXT:**

Who was that (who sat in with {you/SP} and {your/{his/her}} doctor)?

IF NEEDED: This includes family, friends, {a staff person from the place where {you live/{he/she} lives},} or someone paid to help {you/{him/her}}.

PROBE: Anyone else?

SELECT ALL THAT APPLY

IF PERSON NAMED IS NOT ON THE ROSTER, PRESS CTRL/P TO ADD A PERSON

MC17b. [What is (his/her) first name?] CONFIRM SPELLING

MC17c. [What is (his/her) last name?] CONFIRM SPELLING

MC17d. [What is (his/her) relationship to {you/SP}?] PRESS F1 FOR HELP SCREEN

**CODES**

- 2 SPOUSE/PARTNER
- 3 DAUGHTER
- 4 SON
- 5 DAUGHTER-IN-LAW
- 6 SON-IN-LAW
- 7 STEPDAUGHTER
- 8 STEPSON
- 9 SISTER
- 10 BROTHER
- 11 SISTER-IN-LAW
- 12 BROTHER-IN-LAW
- 13 MOTHER
- 14 STEPMOTHER
- 15 MOTHER-IN-LAW
- 16 FATHER
- 17 STEPFATHER
- 18 FATHER-IN-LAW
- 19 GRANDDAUGHTER
- 20 GRANDSON
- 21 NIECE
- 22 NEPHEW
- 23 AUNT
- 24 UNCLE
- 25 COUSIN
- 26 STEPDAUGHTER'S SON/DAUGHTER
- 27 STEPSON'S SON/DAUGHTER
- 28 DAUGHTER-IN-LAW'S SON/DAUGHTER
- 29 SON-IN-LAW'S SON/DAUGHTER
- 30 BOARDER/RENTER
- 31 PAID AIDE/HOUSEKEEPER/EMPLOYEE
- 32 ROOMMATE
- 33 EX-WIFE/EX-HUSBAND
- 34 BOYFRIEND/GIRLFRIEND
- 35 NEIGHBOR
- 36 FRIEND
- 37 SOMEONE/SERVICE AT THE PLACE SP LIVES/LIVED
- 38 CO-WORKER
- 39 MINISTER, PRIEST, OR OTHER CLERGY
- 40 PSYCHIATRIST, PSYCHOLOGIST, COUNSELOR, OR THERAPIST
- 91 OTHER RELATIVE
- 92 OTHER NONRELATIVE

**PROGRAMMER INSTRUCTIONS:**

For each roster selection/addition at MC17 set SATINWITHDOCTOR flag = 1 (yes).

---

**MC17B**

**MC17B**

NOT ON FILE

**QUESTION TEXT:**

PRESS 1 AND ENTER TO CONTINUE

---

**BOX MC18****BOX MC18**

NOT ON FILE

If only one person selected/added at MC17, set SATINWITHDOCTORMOST FLAG=1 (YES) for person selected and go to MC19.  
Otherwise, go to MC18

**MC18****op5dochlpnst**

R5 MC18 SITS MOST IF MORE THAN 1

**DISPLAY INSTRUCTIONS:**

Display person roster with FIRST NAME, LAST NAME, and RELATIONSHIP TO SP. Display only those roster items selected at MC17. Do not allow new entries. Allow only one roster item to be selected.

If MC10 = 1 (yes, regular doctor), display "regular".

DISPLAY "most often" AS BOLD UNDERLINED TEXT

**QUESTION TEXT:**

Who sat in with {you/SP} and {your/{his/her}} {regular} doctor most often?

SELECT ONE

**PROGRAMMERS INSTRUCTIONS:**

For roster entry selected at MC18, set SATINWITHDOCTORMOST flag = 1 (yes)

**MC19****mc5tpersevr1**

R5 MC19 HLP UPTO EXAM TBL DRESS

**mc5tpersevr2**

R5 MC19 REMND SP OF QSTNS FR DOC

**mc5tpersevr3**

R5 MC19 ASK TELL DOC THINGS 4 SP

**mc5tpersevr4**

R5 MC19 HLP SP UNDERSTAND DOC

**DISPLAY INSTRUCTIONS:**

If at MC19b, do not display question text in brackets.  
Otherwise, display question text in brackets.

USE "SAME QUESTION STEM" DISPLAY. DISPLAY "last year" IN BOLD UNDERLINED TEXT

If PROXY flag = 1 (YES) and SATINWITHDOCTORMOST flag = 1 (YES) for ROSTER MEMBER with PROXY RESPONDENT flag = 1 (YES), display "you".

Else, if SATINWITHDOCTOR MOST flag = 1 (YES) for SERVICE/SOMEONE FROM PLACE SPLIVES, display "the person from the place where {you live/SP lives}".  
Otherwise, display "FIRST NAME LAST NAME" OF PERSON with SATINWITHDOCTORMOST flag = 1 (YES)

**QUESTION TEXT:**

[{}During those visits in the last year, did {you/FIRST NAME LAST NAME OF PERSON WITH SATINWITHDOCTORMOST flag = 1 (YES)/the person from the place where {you live/SP lives}} ever {}]

[variable text {b-e}]

RESPONSE 2 [b] help {you/SP} with getting on the exam table, dressing, and undressing?

RESPONSE 3 [c] remind {you / SP} about things {you/{he/she}} wanted to ask or tell the doctor?

RESPONSE 4 [d] ask or tell the doctor things for {you/SP}?

RESPONSE 5 [e] help {you/SP} understand what the doctor was saying?

**CODES**

1

YES

2 NO  
REFUSED  
DON'T KNOW

---

**MC20PRE**

**MC20PRE**

NOT ON FILE

**QUESTION TEXT:**

Now I have a few questions about handling medical bills and insurance.

PRESS 1 AND ENTER TO CONTINUE

---

**MC20**

**mc5chginspln**

R5 MC20 CHGD ADD INS OR DRUG PLN

**DISPLAY INSTRUCTIONS:**

Display "last year" AS BOLD UNDERLINED TEXT

**QUESTION TEXT:**

In the last year, that is since {MONTH AND YEAR 12 MONTHS PRIOR TO TODAY'S DATE}, {have you/has SP} changed {your/his/her} Medicare supplemental plan, {your/his/her} prescription drug plan, or decided to leave a managed care plan?

**CODES**

1	YES	
2	NO	Section PA
	REFUSED	Section PA
	DON'T KNOW	Section PA

---

**MC21**

**mc5anhlpwdec**

R5 MC21 ANYONE HELP W DECISION

**QUESTION TEXT:**

Did anyone help {you/SP} with that decision or make that decision for {you/him/her}?

**CODES**

1	YES	
2	NO	Section PA
	REFUSED	Section PA
	DON'T KNOW	Section PA

---

**MC22A**

**op5insurhlp**

R5 MC22A HELPS WITH INSUR DECIS

**op5relatnshp**

R5 RELASHIP TO SP UPDATE AND NEW

**DISPLAY INSTRUCTIONS:**

Display HELPER RELATIONSHIP CODES.

Display PERSON ROSTER with FIRST NAME, LAST NAME, and RELATIONSHIP TO SP. Allow entry for FIRST NAME and RELATIONSHIP TO SP fields.

If FACILITY flag = 1 (yes), display "a staff person from the place where {you live/{he/she} lives},".

If FACILITY flag = 1 (YES) or RETIREMENTCOMMUNITY flag = 1 (YES), display SERVICE/SOMEONE FROM THE PLACE SP LIVES/DIED on the PERSON ROSTER.

Display "first" and "last" in underlined text in the question text for name.

**QUESTION TEXT:**

Who was that (who sat in with {you/SP} and {your/{his/her}} doctor)?

IF NEEDED: This includes family, friends, {a staff person from the place where {you live/{he/she} lives},} or someone paid to help {you/{him/her}}.

PROBE: Anyone else?

SELECT ALL THAT APPLY

IF PERSON NAMED IS NOT ON THE ROSTER, PRESS CTRL/P TO ADD A PERSON

MC22b. [What is (his/her) first name?] CONFIRM SPELLING

MC22c. [What is (his/her) last name?] CONFIRM SPELLING

MC22d. [What is (his/her) relationship to {you/SP}?] PRESS F1 FOR HELP SCREEN

#### CODES

2	SPOUSE/PARTNER
3	DAUGHTER
4	SON
5	DAUGHTER-IN-LAW
6	SON-IN-LAW
7	STEPDAUGHTER
8	STEPSON
9	SISTER
10	BROTHER
11	SISTER-IN-LAW
12	BROTHER-IN-LAW
13	MOTHER
14	STEPMOTHER
15	MOTHER-IN-LAW
16	FATHER
17	STEPFATHER
18	FATHER-IN-LAW
19	GRANDDAUGHTER
20	GRANDSON
21	NIECE
22	NEPHEW
23	AUNT
24	UNCLE
25	COUSIN
26	STEPDAUGHTER'S SON/DAUGHTER
27	STEPSON'S SON/DAUGHTER
28	DAUGHTER-IN-LAW'S SON/DAUGHTER
29	SON-IN-LAW'S SON/DAUGHTER
30	BOARDER/RENTER
31	PAID AIDE/HOUSEKEEPER/EMPLOYEE
32	ROOMMATE
33	EX-WIFE/EX-HUSBAND
34	BOYFRIEND/GIRLFRIEND
35	NEIGHBOR
36	FRIEND
37	SOMEONE/SERVICE AT THE PLACE SP LIVES/LIVED
38	CO-WORKER
39	MINISTER, PRIEST, OR OTHER CLERGY
40	PSYCHIATRIST, PSYCHOLOGIST, COUNSELOR, OR THERAPIST



- 91 OTHER RELATIVE
- 92 OTHER NONRELATIVE

**PROGRAMMER INSTRUCTIONS:**

For each roster selection/addition at MC22 set HELPEDMAKEINSURANCEDECISIONS flag = 1 (yes).

Go to Section PA- Participation.

---

<b>Derived Variables from Items in the MC Section</b>	
<b>mc5dmedssfdf</b>	R5 D DIFF LEVEL MEDICATIONS SELF
<b>mc5dmedsreas</b>	R5 D MEDS REASN BY WITH OTHERS

---

## NHATS Round 5

Section PA [PARTICIPATION]

Sequence: 25

---

**BOX PA1PRE**

**BOX PA1PRE**

NOT ON FILE

If DECEASED flag = 1 (YES), go to BOX PA25.  
Otherwise, go to PA1PRE.

---

**PA1PRE**

**PA1PRE**

NOT ON FILE

**QUESTION TEXT:**

Now let's talk about other activities {you have/SP has} been doing in the last month.

PRESS 1 AND ENTER TO CONTINUE

---

**PA1**

**pa5visfrfam**

R5 PA1 EVER VISIT FRIENDS FAMILY

**DISPLAY INSTRUCTIONS:**

Display PA1, PA2, PA3, and PA4 on the same screen.  
Display "not" in underlined text.

**QUESTION TEXT:**

In the last month, did {you/SP} ever visit in person with friends or family not living with {you/him/her}, either at {your/his/her} home or theirs ?

**CODES**

1	YES	
2	NO	
	REFUSED	PA5
	DON'T KNOW	PA5

---

**PA2**

**pa5hlkepfvst**

R5 PA2 HLTH KP FR VIST FAM FRNDS

**DISPLAY INSTRUCTIONS:**

Display "not" in underlined text.

**QUESTION TEXT:**

In the last month, did {your/SP's} health or functioning ever keep {you/him/her} from doing this (visiting with friends and family not living with {you/him/her})?

**CODES**

1	YES	
2	NO	
	REFUSED	
	DON'T KNOW	

---

**BOX PA3**

**BOX PA3**

NOT ON FILE

If DRIVES flag is null, go to PA3.  
Otherwise, go to PA4.

---

**PA3**

**pa5trkpfrvis**

R5 PA3 TRAN PRB KP FR VST FRNDS

**DISPLAY INSTRUCTIONS:**

Display “not” in underlined text.

**QUESTION TEXT:**

In the last month, did a transportation problem ever keep {you/SP} from doing this (visiting in person with friends and family not living with {you/him/her})?

**CODES**

- |   |            |
|---|------------|
| 1 | YES        |
| 2 | NO         |
|   | REFUSED    |
|   | DON'T KNOW |

---

**PA4**

**pa5impvstfam**

R5 PA4 IMPRTNT VISIT FRNDS FAMILY

**DISPLAY INSTRUCTIONS:**

Display “not” in underlined text.

**QUESTION TEXT:**

How important is it to {you/SP} to visit in person with friends or family not living with {you/him/her}? Would you say very important, somewhat important, or not so important?

**CODES**

- |   |                    |
|---|--------------------|
| 1 | VERY IMPORTANT     |
| 2 | SOMEWHAT IMPORTANT |
| 3 | NOT SO IMPORTANT   |
|   | REFUSED            |
|   | DON'T KNOW         |

---

**PA5**

**pa5attrelsr**

R5 PA5 EVER ATTEND RELIG SERVICES

**DISPLAY INSTRUCTIONS:**

Display PA4, PA6, PA7, and PA8 on the same screen.

**QUESTION TEXT:**

In the last month, did {you/SP} ever attend religious services?

**CODES**

- |   |            |     |
|---|------------|-----|
| 1 | YES        |     |
| 2 | NO         |     |
|   | REFUSED    | PA9 |
|   | DON'T KNOW | PA9 |

---

**PA6**

**pa5htkfrlrs**

R5 PA6 HEALTH KEEP FRM RELI SERV

**QUESTION TEXT:**

In the last month, did {your/SP's} health or functioning ever keep {you/him/her} from doing this (attending religious services)?

**CODES**

- 1 YES
- 2 NO
- REFUSED
- DON'T KNOW

---

**BOX PA7**

**BOX PA7**

NOT ON FILE

If DRIVES flag is null, go to PA7.  
Otherwise, go to PA8.

---

**PA7**

**pa5trprelser**

R5 PA7 TRAN PRO KEEP FM RELG SER

**QUESTION TEXT:**

In the last month, did a transportation problem ever keep {you/SP} from doing this (attending religious services)?

**CODES**

- 1 YES
- 2 NO
- REFUSED
- DON'T KNOW

---

**PA8**

**pa5impreser**

R5 PA8 HW IMPORT ARE RELIG SERVS

**QUESTION TEXT:**

How important is it to {you/SP} to attend religious services? Would you say very important, somewhat important, or not so important?

**CODES**

- 1 VERY IMPORTANT
- 2 SOMEWHAT IMPORTANT
- 3 NOT SO IMPORTANT
- REFUSED
- DON'T KNOW

---

**PA9**

**pa5clbmtgrac**

R5 PA9 CLUB MEETINGS GRP ACTIVES

**DISPLAY INSTRUCTIONS:**

Display PA9, PA10, PA11, and PA12 on the same screen.  
If PA5 = 1 (ATTENDS RELIGIOUS SERVICES), display "besides religious services,".

**QUESTION TEXT:**

In the last month, {besides religious services,} did {you/SP} ever participate in clubs, classes, or other organized activities?

**CODES**

- 1 YES
- 2 NO
- REFUSED PA13
- DON'T KNOW PA13

---

**PA10****pa5h1kpfrc1b**

R5 PA10 HELTH KEP FRM CLB MTINGS

**QUESTION TEXT:**

In the last month, did {your/SP's} health or functioning ever keep {you/him/her} from doing this (participating in clubs, classes, or other organized activities)?

**CODES**

1	YES
2	NO
	REFUSED
	DON'T KNOW

---

**BOX PA11****BOX PA11**

NOT ON FILE

If DRIVES flag is null, go to PA11.  
Otherwise, go to PA12.

---

**PA11****pa5trprkpfgr**

R5 PA11 TRANS PROB KEEP FM GROPS

**QUESTION TEXT:**

In the last month, did a transportation problem ever keep {you/SP} from doing this (participating in clubs, classes, or other organized activities)?

**CODES**

1	YES
2	NO
	REFUSED
	DON'T KNOW

---

**PA12****pa5imparclub**

R5 PA12 IMPORT PARTIC CLUBS GRUP

**DISPLAY INSTRUCTIONS:**

If PA5 = 1 (ATTENDS RELIGIOUS SERVICES), display "other than religious services"

**QUESTION TEXT:**

How important is it to {you/SP} to participate in clubs, classes, or other organized activities {other than religious services}? Would you say very important, somewhat important, or not so important?

**CODES**

1	VERY IMPORTANT
2	SOMEWHAT IMPORTANT
3	NOT SO IMPORTANT
	REFUSED
	DON'T KNOW

---

**PA13****pa5outfrenjy**

R5 PA13 EVER GO OUT FOR ENJOYMNT

**DISPLAY INSTRUCTIONS:**

Display PA13, PA14, PA15, and PA16 on the same screen.

If PA9 = 1 (PARTICIPATES IN GROUP ACTIVITIES), display “besides participating in club or group activities”.

**QUESTION TEXT:**

In the last month, {besides participating in club or group activities,} did {you/SP} ever go out for enjoyment? This includes things like going out to dinner, a movie, to gamble, or to hear music or see a play.

**CODES**

1	YES	
2	NO	
	REFUSED	PA17
	DON'T KNOW	PA17

---

**PA14**

**pa5h1kpgoenj**

R5 PA14 HLTH KP GO OUT ENJOY

**QUESTION TEXT:**

In the last month, did {your/SP}' health or functioning ever keep {you/him/her} from doing this?

IF NEEDED: This includes things like going out to dinner, a movie, to gamble, or to hear music or see a play.

**CODES**

1	YES	
2	NO	
	REFUSED	
	DON'T KNOW	

---

**BOX PA15**

**BOX PA15**

NOT ON FILE

If DRIVES flag is null, go to PA15.  
Otherwise, go to PA16.

---

**PA15**

**pa5trprgout**

R5 PA15 TRANSPORB KEEP FM GO OUT

**QUESTION TEXT:**

In the last month, did a transportation problem ever keep {you/SP} from doing this (going out for enjoyment)?

IF NEEDED: This includes things like going out to dinner, a movie, to gamble, or to hear music or see a play.

**CODES**

1	YES	
2	NO	
	REFUSED	
	DON'T KNOW	

---

**PA16**

**pa5impouteny**

R5 PA16 IMPORT GO OUT FOR ENJOYT

**QUESTION TEXT:**

How important is it to {you/SP} that {you go/{he/she} goes} out for enjoyment? Would you say very

important, somewhat important, or not so important?

IF NEEDED: This includes things like going out to dinner, a movie, to gamble, or to hear music or see a play.

**CODES**

- 1 VERY IMPORTANT
- 2 SOMEWHAT IMPORTANT
- 3 NOT SO IMPORTANT
- REFUSED
- DON'T KNOW

---

**PA17**

pa5workfrpay

R5 PA17 EVER WORK FOR PAY

**DISPLAY INSTRUCTIONS:**

Display PA17 and PA18 on the same screen.

**QUESTION TEXT:**

In the last month, did {you/SP} ever work for pay or in a business {you own/{he/she} owns}?

**CODES**

- 1 YES
- 2 NO
- REFUSED PA19
- DON'T KNOW PA19

---

**PA18**

pa5hlpfrwrk

R5 PA18 HEALTH KEEP YOU FRM WORK

**DISPLAY INSTRUCTIONS:**

If PA17 = 1 (YES), display “did {your/SP’s} health or functioning ever keep {you/him/her} from doing this (working for pay)”.

If PA17 = 2 (NO), display “was {your/SP’s} health or functioning a reason that {you/he/she} did not do this (work for pay)”.

**QUESTION TEXT:**

In the last month, {did {your/SP’s} health or functioning ever keep {you/him/her} from doing this (working for pay)/was {your/SP’s} health or functioning a reason that {you/he/she} did not do this (work for pay)}?

**CODES**

- 1 YES
- 2 NO
- REFUSED
- DON'T KNOW

---

**PA19**

pa5voltwork

R5 PA19 EVER DO VOLUNTEER WORK

**DISPLAY INSTRUCTIONS:**

Display PA19 and PA20 on the same screen.

**QUESTION TEXT:**

In the last month, did {you/SP} ever do volunteer work?

**CODES**

1	YES	
2	NO	
	REFUSED	PA21
	DON'T KNOW	PA21

---

**PA20**

**pa5h1kpfrrvol**

R5 PA20 HELTH KEEP FM VOLUNTRING

**DISPLAY INSTRUCTIONS:**

If PA19 = 1 (YES), display “did {your/SP’s} health or functioning ever keep {you/him/her} from doing this (volunteer work)”.

If PA19 = 2 (NO), display “was {your/SP’s} health or functioning a reason that {you/he/she} did not do this (volunteer work)”.

**QUESTION TEXT:**

In the last month, {did {your/SP’s} health or functioning ever keep {you/him/her} from doing this (volunteer work)/was {your/SP’s} health or functioning a reason that {you/he/she} did not do this (volunteer work)}?

**CODES**

1	YES	
2	NO	
	REFUSED	
	DON'T KNOW	

---

**PA21**

**pa5prcranoth**

R5 PA21 PROVIDE CARE ANTHR PERS

**DISPLAY INSTRUCTIONS:**

If PA17 = 1 (WORKED FOR PAY) or PA19 = 1 (VOLUNTEER WORK), display “besides as {a job/volunteer work/a job or volunteer work}”.

Otherwise, use null display.

If PA17 = 1 (WORKED FOR PAY) and PA19 = 1 (VOLUNTEER WORK), display “a job or volunteer work”. Else if PA17 = 1 (WORKED FOR PAY), display “a job”.

Else if PA19 = 1 (VOLUNTEER WORK), display “volunteer work”.

**QUESTION TEXT:**

In the last month, {{besides as {a job/volunteer work/a job or volunteer work}},} did {you/SP} ever provide care for or look after an adult or child who cannot care for themselves?

**CODES**

1	YES	
2	NO	PA23
	REFUSED	PA23
	DON'T KNOW	PA23

---

**PA22**

**op5spcaredfr**

R5 PA22D SP CARED FOR PERSON

**op5relatnshp**

R5 RELASHIP TO SP UPDATE AND NEW

**DISPLAY INSTRUCTIONS:**

Display HELPER RELATIONSHIP CODES.

Display person roster with FIRST NAME, LAST NAME, and RELATIONSHIP TO SP. Allow entry for FIRST NAME and



RELATIONSHIP TO SP fields.

Display "first" and "last" in underlined text.

**QUESTION TEXT:**

Who was that ({you/he/she} provided care for or looked after)?

PROBE: Anyone else?

SELECT ALL THAT APPLY

IF PERSON NAMED IS NOT ON THE ROSTER, PRESS CTRL/P TO ADD A PERSON

PA22b.	[What is (his/her) first name?]	CONFIRM SPELLING
PA22c.	[What is (his/her) last name?]	CONFIRM SPELLING
PA22d.	[What is (his/her) relationship to {you/SP}?]	PRESS F1 FOR HELP SCREEN

**CODES**

- 2 SPOUSE/PARTNER
- 3 DAUGHTER
- 4 SON
- 5 DAUGHTER-IN-LAW
- 6 SON-IN-LAW
- 7 STEPDAUGHTER
- 8 STEPSON
- 9 SISTER
- 10 BROTHER
- 11 SISTER-IN-LAW
- 12 BROTHER-IN-LAW
- 13 MOTHER
- 14 STEPMOTHER
- 15 MOTHER-IN-LAW
- 16 FATHER
- 17 STEPFATHER
- 18 FATHER-IN-LAW
- 19 GRANDDAUGHTER
- 20 GRANDSON
- 21 NIECE
- 22 NEPHEW
- 23 AUNT
- 24 UNCLE
- 25 COUSIN
- 26 STEPDAUGHTER'S SON/DAUGHTER
- 27 STEPSON'S SON/DAUGHTER
- 28 DAUGHTER-IN-LAW'S SON/DAUGHTER
- 29 SON-IN-LAW'S SON/DAUGHTER
- 30 BOARDER/RENTER
- 31 PAID AIDE/HOUSEKEEPER/EMPLOYEE
- 32 ROOMMATE
- 33 EX-WIFE/EX-HUSBAND
- 34 BOYFRIEND/GIRLFRIEND
- 35 NEIGHBOR
- 36 FRIEND
- 37 SOMEONE/SERVICE AT THE PLACE SP LIVES/LIVED
- 38 CO-WORKER

- 39 MINISTER, PRIEST, OR OTHER CLERGY
- 40 PSYCHIATRIST, PSYCHOLOGIST, COUNSELOR, OR THERAPIST
- 91 OTHER RELATIVE
- 92 OTHER NONRELATIVE

**PROGRAMMER INSTRUCTIONS:**

If code 31 is selected, display hard error message “Relationship code 31 “Paid Aide/Housekeeper/Employee” cannot be selected here. Please confirm the relationship and select another relationship code.”

If “SERVICE/SOMEONE FROM THE PLACE SP LIVES” is selected from the person roster, display hard error message “SERVICE/SOMEONE FROM THE PLACE SP LIVES" cannot be selected here. Please confirm for whom SP provided care and select or add another person.”

For each roster selection/addition at PA22, set PERSONSPCARESFOR flag = 1 (YES).

**PA23**                                      **pa5evrgowalk**                                      R5 PA23 EVER GO WALKING

**QUESTION TEXT:**

In the last month, did {you/SP} ever go walking for exercise?

**CODES**

- 1 YES
- 2 NO
- REFUSED
- DON'T KNOW

**PA24**                                      **pa5vigoractv**                                      R5 PA24 EVER VIGOROUS ACTIVITIES

**QUESTION TEXT:**

In the last month, did {you/SP} ever spend time on vigorous activities that increased {your/his/her} heart rate and made {you/him/her} breathe harder? This includes things like working out, swimming, running or biking, or playing a sport.

**CODES**

- 1 YES
- 2 NO
- REFUSED
- DON'T KNOW

**BOX PA25**                                      **BOX PA25**                                      NOT ONFILE

If NEWSAMPLE flag = 1 (YES), go to PA25.  
 Else if DECEASED flag = 1 (YES) and (LAST INT PA25A = 95 (NO ACTIVITY LISTED INCLUDING R1 61s AND 64s)), go to Section CL – Closing.  
 Else if LAST INT PA25A = 95 (NO ACTIVITY LISTED), go to PA25.  
 Otherwise, go to PA25A.

**PA25**                                      **pa5dfavact**                                      R5 D FAVORITE ACTIVITY AT R5

**DISPLAY INSTRUCTIONS:**

Display PA25, PA25A, PA26 and PA26A on the same screen.

**QUESTION TEXT:**

Thinking about all the activities {you do/SP does} these days, what is {your/his/her} favorite activity? It can be an activity we already asked about, or something else, as long as {you/SP} currently {do/does} it.

IF SP HAS NO FAVORITE ACTIVITY, ENTER 95.

**ENTER TEXT**

LENGTH

50

---

**BOX PA25A**

**BOX PA25A**

NOT ON FILE

If PA25 = 95, go to Section RH – Rehabilitation.  
Otherwise, go to PA26.

---

**PA25a**

**pa5dofavact**

R5 PA25A GET TO DO FAV ACT LST YR

**DISPLAY INSTRUCTIONS:**

Display PA25, PA25A, PA26 and PA26A on the same screen.

If DECEASED flag = 1 (YES), display "Between the last interview in {LAST INT MONTH AND YEAR} and the time of {SP}'s death in {MONTH AND YEAR OF DEATH}, did {he/she} get to do this".

Otherwise, display, "Since the last interview in {LAST INT MONTH AND YEAR}, {have you/has SP} done {R1 INT PA25 TEXT}"

For "LAST INT PA25 TEXT" display text response from LAST INT PA25.

**QUESTION TEXT:**

During an earlier interview, we learned that {your/{SP}'s} favorite activity was { R1 INT PA25 TEXT }.

{Since the last interview in {LAST INT MONTH AND YEAR}, {have you/has SP} done { R1 INT PA25 TEXT }/Between the last interview in {LAST INT MONTH AND YEAR} and the time of {SP}'s death in {MONTH AND YEAR OF DEATH}, did {he/she} get to do this?}

**CODES**

- 1 YES
- 2 NO
- REFUSED
- DON'T KNOW

---

**BOX PA26**

**BOX PA26**

NOT ON FILE

If DECEASED flag = 1 (YES), go to Section CL - Closing.  
Otherwise, go to PA26.

---

**PA26**

**pa5helmfvact**

R5 PA26 HEALTH LIMIT FAV ACTIVITY MONTH

**DISPLAY INSTRUCTIONS:**

Display PA25, PA25A, PA26 and PA26A on the same screen.

Display "month" in underlined text.

**QUESTION TEXT:**

In the last month, did {your/SP's} health or functioning ever keep {you/him/her} from this activity?

**CODES**

- 1 YES BOX PA27
- 2 NO
- REFUSED
- DON'T KNOW

**PA26A**

pa5fvactlimyr

R5 PA26A HEALTH LIMIT FAV ACTIVITY YEAR

**DISPLAY INSTRUCTIONS:**

Display PA25, PA25A, PA26 and PA26A on the same screen.

Display "year" in underlined text.

**QUESTION TEXT:**

In the last year, did {your/SP's} health or functioning ever keep {you/him/her} from this activity?

**CODES**

- 1 YES
- 2 NO
- REFUSED
- DON'T KNOW

**BOX PA27**

BOX PA27

NOT ON FILE

If NEWSAMPLE flag = 1 (YES), go to Section RH – Rehabilitation.  
Else if LAST INT PA25A = 95 (NO ACTIVITY LISTED), go to Section RH – Rehabilitation.  
Otherwise, go to PA27.

**PA27**

pa5fvactstill

R5 PA27 STILL FAVORITE ACTIVITY

**DISPLAY INSTRUCTIONS:**

Display PA27, PA27A, PA28 and PA28A on the same screen.

For "R1 INT PA25 TEXT" display text response from R1 INT PA25.

**QUESTION TEXT:**

Is {R1 INT PA25 TEXT} still your favorite activity or do you have a new one? It can be an activity we already asked about, or something else, as long as {you/SP} currently {do/does} it.

**CODES**

- 1 STILL FAVORITE ACTIVITY Section RH
- 2 HAS A NEW FAVORITE ACTIVITY
- 95 NO FAVORITE ACTIVITY Section RH
- REFUSED Section RH
- DON'T KNOW Section RH

**PA27A**

PA27A

NOT ON FILE

**DISPLAY INSTRUCTIONS:**

Display PA27, PA27A, PA28 and PA28A on the same screen.

**QUESTION TEXT:**

Thinking about all the activities {you do/SP does} these days, what is {your/his/her} favorite activity? It can be an activity we already asked about, or something else, as long as {you/SP} currently {do/does} it.

ENTER FAVORITE ACTIVITY

**ENTER TEXT**

Length

50

---

**PA28**

pa5actnwl~~im~~

R5 PA28 HEALTH LIMIT NEW FAV ACTIVITY  
MONTH

**DISPLAY INSTRUCTIONS:**

Display PA27, PA27A, PA28 and PA28A on the same screen.

Display “month” in underlined text.

**QUESTION TEXT:**

In the last month, did {your/SP’s} health or functioning ever keep {you/him/her} from this activity?

**CODES**

- 1 YES
- 2 NO
- REFUSED
- DON’T KNOW

Section RH

---

**PA28A**

pa5actnwl~~im~~

R5 PA28A HEALTH LIMIT NEW FAV ACTIVITY  
YEAR

**DISPLAY INSTRUCTIONS:**

Display PA27, PA27A, PA28 and PA28A on the same screen.

Display “year” in underlined text.

**QUESTION TEXT:**

In the last year, did {your/SP’s} health or functioning ever keep {you/him/her} from this activity?

**CODES**

- 1 YES
- 2 NO
- REFUSED
- DON’T KNOW

**PROGRAMMER INSTRUCTIONS:**

Go to Section RH - Rehabilitation

---

**Derived Variables From Items in PA Section**

**pa5dfavact**

R5 D FAVORITE ACTIVITY AT R5

**pa1dv2favact**

R1 D VERSION 2 FAVORITE ACTIVITY

---

## NHATS Round 5

Section RH [Rehabilitation]

Sequence: 26

---

**RH1**

rh5rehab

R5 RH1 RECEIVED REHAB IN LAST YEAR

**DISPLAY INSTRUCTIONS:**

Display “last year” in underlined text.

**QUESTION TEXT:**

Physical rehabilitation or “rehab” services can help you improve function and the ability to carry out daily activities. Services include physical therapy, occupational therapy, and speech therapy. Rehab can be received in different settings. For instance, while you are staying in the hospital, after a hospital stay in a nursing home or rehab facility, at a doctor’s or therapist’s office or clinic, or at home.

In the last year, {have you/has SP} received any rehab services?

**CODES**

1	YES
2	NO
	REFUSED
	DON'T KNOW

---

**BOX RH1**

BOX RH1

NOT ON FILE

If RH1=1 (YES) go to RH1A.

Otherwise, go to Section SD – Smoking.

---

**RH1A**

rh5rehabmo

R5 RH1A MONTHS OF REHAB

**DISPLAY INSTRUCTIONS:**

Display “last year” in underlined text.

**QUESTION TEXT:**

In the last year, for about how many months altogether did {you/SP} receive rehab services?

Was it for less than one month, one to three months, four to five months, or six or more months?

**CODES**

1	LESS THAN 1 MONTH	
2	1 TO 3 MONTHS	RH2
3	4 TO 5 MONTHS	RH2
4	6 OR MORE MONTHS	RH2
	REFUSED	RH2
	DON'T KNOW	RH2

---

**RH1B**

rh5rehabweek

R5 RH1B WEEKS OF REHAB

**DISPLAY INSTRUCTIONS:**

Display “last year” in underlined text.

In the last year, for about how many weeks altogether did {you/SP} receive rehab services? Was it less than

one week, one to two weeks, or three to four weeks?

**CODES**

- 1 LESS THAN 1 WEEK
- 2 1 TO 2 WEEKS
- 3 3 TO 4 WEEKS
- REFUSED
- DON'T KNOW

---

**RH2**

rh5rehabsur

R5 RH2 REHAB POST SURGERY

**DISPLAY INSTRUCTIONS:**

Display "last year" in underlined text.

**QUESTION TEXT:**

We are interested in the reasons {you/SP} received rehab in the last year.

Did {you/SP} receive rehab to help {you/him/her} recover following surgery?

**CODES**

- 1 YES
  - 2 NO
  - REFUSED
  - DON'T KNOW
- RH4  
RH4  
RH4

---

**RH3**

rh5surgcond

R5 RH3 MAIN MED CONDITION FOR SURGERY

**DISPLAY INSTRUCTIONS:**

Display "main medical condition" in underlined text.

**QUESTION TEXT:**

SHOW CARD RH3/4

Please look at this card and tell me, what was the main medical condition for which {you/SP} had surgery?

**CODES**

- 1 A FRACTURE, SPRAIN, OR INJURY
  - 2 A HIP, KNEE OR OTHER JOINT REPLACEMENT
  - 3 ANOTHER MUSCULOSKELETAL CONDITION
  - 4 A STROKE OR TIA
  - 5 A HEART ATTACK
  - 6 ANOTHER HEART CONDITION OR VASCULAR DISEASE
  - 7 A BREATHING CONDITION
  - 8 A NEUROLOGICAL CONDITION LIKE MS OR PARKINSON'S
  - 9 CANCER
  - 94 ANOTHER CONDITION (SPECIFY)
  - 95 NO MEDICAL CONDITION (IF VOLUNTEERED)
  - REFUSED
  - DON'T KNOW
- RH5  
RH5  
RH5  
RH5  
RH5  
RH5  
RH5  
RH5  
RH5  
RH5  
RH5  
RH5  
RH5  
RH5



**RH3B**

**RH3B**

NOT ON FILE

**QUESTION TEXT:**

SPECIFY OTHER MEDICAL CONDITION TARGETED BY SURGERY

**ENTER TEXT**

LEGNTH

50

**PROGRAMMER INSTRUCTIONS:**

Go to RH5.

**RH4**

**rh5rehabcond**

R5 RH4 MAIN MED CONDITION FOR REHAB

**DISPLAY INSTRUCTIONS:**

Display "main medical condition" in underlined text.

**QUESTION TEXT:**

SHOW CARD RH3/4

Please look at this card and tell me, what was the main medical condition for which {you/SP} received rehab in the last year?

**CODES**

1	A FRACTURE, SPRAIN, OR INJURY	RH5
2	A HIP, KNEE OR OTHER JOINT REPLACEMENT ANOTHER	RH5
3	MUSCULOSKELETAL CONDITION	RH5
4	A STROKE OR TIA	RH5
5	A HEART ATTACK	RH5
6	ANOTHER HEART CONDITION OR VASCULAR DISEASE	RH5
7	A BREATHING CONDITION	RH5
8	A NEUROLOGICAL CONDITION LIKE MS OR PARKINSON'S	RH5
9	CANCER	RH5
94	ANOTHER CONDITION (SPECIFY)	RH5
95	NO MEDICAL CONDITION (IF VOLUNTEERED)	RH5
	REFUSED	RH5
	DON'T KNOW	RH5

**RH4B**

**RH4B**

NOT ON FILE

**QUESTION TEXT:**

SPECIFY OTHER MEDICAL CONDITION

**ENTER TEXT**

LEGNTH

50

**RH5**

**rh5funcback**

R5 RH5 IMPROVE FUNCTION IN BACK

**rh5funchips**

R5 RH5 IMPROVE FUNCTION IN HIPS

**rh5funcnees**

R5 RH5 IMPROVE FUNCTION IN KNEES

**rh5funcfeet**

R5 RH5 IMPROVE FUNCTION IN FEET

**rh5funchands**

R5 RH5 IMPROVE FUNCTION IN HANDS

<b>rh5funcwrist</b>	R5 RH5 IMPROVE FUNCTION IN WRIST
<b>rh5funcshold</b>	R5 RH5 IMPROVE FUNCTION IN SHOULDERS
<b>rh5funchead</b>	R5 RH5 IMPROVE FUNCTION IN HEAD
<b>rh5funcneck</b>	R5 RH5 IMPROVE FUNCTION IN NECK
<b>rh5funcarms</b>	R5 RH5 IMPROVE FUNCTION IN ARMS
<b>rh5funclegs</b>	R5 RH5 IMPROVE FUNCTION IN LEGS
<b>rh5funcstom</b>	R5 RH5 IMPROVE FUNCTION IN STOMACH
<b>rh5funcmouth</b>	R5 RH5 IMPROVE FUNCTION IN MOUTH
<b>rh5funcheart</b>	R5 RH5 IMPROVE FUNCTION IN HEART
<b>rh5funclungs</b>	R5 RH5 IMPROVE FUNCTION IN LUNGS (From Other Specify)
<b>rh5funcos</b>	R5 RH5 IMPROVE FUNCTION OTHER SPECIFY
<b>rh5funcnotsp</b>	R5 RH5 IMPROVE FUNCTION NO SPECIFIC PLACE

Display “where” in underlined.

**QUESTION TEXT:**

SHOW CARD RH5

Next, please look at this card and tell me where {you were/SP was} trying to improve function?

PROBE: Anywhere else?

SELECT ALL THAT APPLY

<b>CODES</b>	<b>Code All That Apply</b>	
1	BACK	RH6
2	HIP(S)	RH6
3	KNEES(S)	RH6
4	FEET	RH6
5	HAND(S)	RH6
6	WRIST(S)	RH6
7	SHOULDER(S)	RH6
8	HEAD	RH6
9	NECK	RH6
10	ARM(S)	RH6
11	LEG(S)	RH6
12	STOMACH	RH6
13	MOUTH OR THROAT	RH6
14	HEART	RH6
94	OTHER PLACES (SPECIFY)	RH6
95	NO SPECIFIC PLACE (IF VOLUNTEERED)	RH6
	REFUSED	RH6
	DON'T KNOW	RH6

**RH5A**

**RH5A**

NOT ON FILE

**QUESTION TEXT:**

SPECIFY OTHER BODY STRUCTURES TARGETED BY THERAPY

**ENTER TEXT**

Length

50

**RH6**

rh5impchew	R5 RH6 IMPROVE CHEWING SWALLOWING
rh5impspeak	R5 RH6 IMPROVE SPEAKING BEING UNDERSTOOD
rh5impspain	R5 RH6 IMPROVE PAIN LEVEL
rh5impbreath	R5 RH6 IMPROVE BREATHING
rh5impbweak	R5 RH6 IMPROVE STRENGTH
rh5impmove	R5 RH6 IMPROVE MOVEMENT RANGE OF MOTION
rh5impenergy	R5 RH6 IMPROVE ENERGY LEVEL
rh5impbal	R5 RH6 IMPROVE BALANCE COORDINATION
rh5impfall	R5 RH6 IMPROVE PROBLEMS WITH FALLS
rh5impmemory	R5 RH6 IMPROVE MEMORY
rh5imprnone	R5 RH6 IMPROVE NONE OF THESE PROBLEMS

**DISPLAY INSTRUCTIONS:**

Display "which of these problems" in underlined text.

**QUESTION TEXT:**

SHOW CARD RH6

Next, please look at this card and tell me which of these problems {were you/was SP} trying to improve?

PROBE: Any others?

SELECT ALL THAT APPLY

**CODES**

- 1 DIFFICULTY CHEWING OR SWALLOWING
- 2 DIFFICULTY SPEAKING OR BEING UNDERSTOOD
- 3 PAIN LEVEL
- 4 PROBLEM WITH BREATHING
- 5 PROBLEM WITH STRENGTH (MUSCLE WEAKNESS)
- 6 PROBLEM WITH MOVEMENT (RANGE OF MOTION)
- 7 LOW ENERGY LEVEL
- 8 PROBLEM WITH BALANCE OR COORIDNATION

9 PROBLEM WITH FALLS  
 10 PROBLEM WITH MEMORY  
 95 NONE OF THESE PROBLEMS  
 REFUSED  
 DON'T KNOW

---

<b>RH6B</b>	<b>rh5impbed</b>	R5 RH6B IMPROVE GETTING OUT OF BED
	<b>rh5impwalk</b>	R5 RH6B IMPROVE WALKING INSIDE HOME
	<b>rh5impleave</b>	R5 RH6B IMPROVE LEAVING HOME OUTSIDE
	<b>rh5impdistnc</b>	R5 RH6B IMPROVE WALKING DISTANCES OUTSIDE
	<b>rh5impclimb</b>	R5 RH6B IMPROVE CLIMBING STAIRS
	<b>rh5impdrive</b>	R5 RH6B IMPROVE DRIVING
	<b>rh5imptransp</b>	R5 RH6B IMPROVE USING OTHER TRANSPORTATION
	<b>rh5impnotths</b>	R5 RH6B IMPROVE NONE OF THESE MOBIL ACT

**DISPLAY INSTRUCTIONS:**

Display "which of these" in underlined text.

**QUESTION TEXT:**

SHOW CARD RH6B

Sometimes rehab focuses on improving ways of moving or getting around. Please look at this card and tell me which of these {were you/was SP} trying to improve?

PROBE: Any others?

SELECT ALL THAT APPLY

**CODES**

**Code All That Apply**  
 1 GETTING OUT OF BED  
 2 WALKING AROUND INSIDE AT HOME  
 3 LEAVING HOME TO GO OUTSIDE  
 4 WALKING DISTANCES OUTSIDE (SEVERAL  
BLOCKS)  
 5 CLIMBING STAIRS  
 6 DRIVING  
 7 USING OTHER FORMS OF TRANSPORTATION  
 95 NONE OF THESE  
 REFUSED  
 DON'T KNOW

---

<b>RH6C</b>	<b>rh5impssc</b>	R5 RH6C IMPROVE CARING FOR SELF
	<b>rh5impshh</b>	R5 RH6C IMPROVE HOUSEHOLD ACTIVITIES
	<b>rh5impcomp</b>	R5 RH6C IMPROVE USING COMPUTER TABLET
	<b>rh5impwork</b>	R5 RH6C IMPROVE WORKING

rh5impcare  
 rh5impactiv  
 rh5impactnon

VOLUNTEERING  
 R5 RH6C IMPROVE PROVIDING CARE  
 R5 RH6C IMPROVE PARTICIPATING  
 ACTIVITIES  
 R5 RH6C IMPROVE NONE OF THESE  
 ACTIVITIES

**DISPLAY INSTRUCTIONS:**

Display “which of these” in underlined text.

**QUESTION TEXT:**

SHOW CARD RH6C

Sometimes rehab focuses on improving the ability to carry out specific activities. Please look at this card and tell me which of these activities {were you/was SP} trying to improve?

PROBE: Any others?

SELECT ALL THAT APPLY

**CODES**

- 1 CARING FOR SELF (WASHING UP, TOILETING, DRESSING, EATING)
- 2 HOUSEHOLD TASKS (SHOPPING FOR GROCERIES, PREPARING MEALS, DOING LAUNDRY)
- 3 USING A COMPUTER, LAPTOP OR TABLET
- 4 WORKING OR VOLUNTEERING
- 5 PROVIDING CARE TO SOMEONE ELSE
- 6 PARTICIPATING IN SOCIAL, RELIGIOUS, OR COMMUNITY ACTIVITIES
- 95 NONE OF THESE ACTIVITIES  
REFUSED  
DON'T KNOW

---

<b>RH6D</b>	<b>rh5devcane</b>	R5 RH6D THERAPIST RECOMMEND CANE WALKER
	<b>rh5devwhlch</b>	R5 RH6D THERAPIST RECOMMEND WHEELCHR SCOOTER
	<b>rh5devramp</b>	R5 RH6D THERAPIST RECOMMEND ENTRANCE RAMP
	<b>rh5devstair</b>	R5 RH6D THERAPIST RECOMMEND STAIR LIFT GLIDE
	<b>rh5devtub</b>	R5 RH6D THERAPIST RECOMMEND GRABBAR TUB SEAT
	<b>rh5devtoil</b>	R5 RH6D THERAPIST RECOMMEND GRABBAR TOIL SEAT
	<b>rh5deveat</b>	R5 RH6D THERAPIST RECOMMEND ADAPTED UTENSIL
	<b>rh5devdres</b>	R5 RH6D THERAPIST RECOMMEND DRESSING DEV
	<b>rh5devgrab</b>	R5 RH6D THERAPIST RECOMMEND REACHER GRABBER
	<b>rh5devcomp</b>	R5 RH6D THERAPIST RECOMMEND COMPUTER DEVICE

rh5devcar

R5 RH6D THERAPIST RECOMMEND CAR  
DEVICE

rh5devothor

R5 RH6D THERAPIST RECOMMEND OTHER  
CHANGES

**DISPLAY INSTRUCTIONS:**

Use "Same Question Stem" display.

If STRUCTURE flag = 2 (MULTI-UNIT) and HO2=1 (COMMON OR SHARED ENTRANCE), do not display RH6D3.

If STRUCTURE flag = 2 (MULTI-UNIT) or HO5=1 (ONE FLOOR), do not display RH6D4.

If HO11A= 2 (NO BATHTUB) and HO11B = 1 (YES, SHOWER STALL), display "shower" in RH6D5.  
Else if HO11a = 1 (YES, BATHTUB) and HO11b = 2 (NO SHOWER STALL), display "tub area" in RH6D5.  
Otherwise, display "shower or tub area" in RH6D5.

If DROVEINLASTYEAR flag <> 1 (YES), use null display in RH6D11.  
Otherwise, display "or {drive/drives}" in RH6D11.

If at RH6D1, do not display question text in brackets.  
Otherwise, display question text in brackets.

**QUESTION TEXT:**

{}Rehab therapists sometimes recommend devices or equipment to make activities easier, safer or so patients can do them on their own.

In the last year did any of {your/SP's} therapists recommend... {}

{variable text [a - l]}

RESPONSE [1] a. a cane or walker?

RESPONSE [2] b. a wheelchair or scooter?

RESPONSE [3] c. a ramp at the entrance to {your/SP's} home?

RESPONSE [4] d. a stair lift or stair glide?

RESPONSE [5] e. a grab bar or seat in the {{shower} or {tub area}}?

IF NEEDED: A grab bar is designed to help you steady yourself. It may be attached to the wall or built into the shower or tub. Do not include towel racks. A seat includes a chair, stool, or bench used in the shower or bathtub. Some seats are placed in the shower or tub, others are built in.

RESPONSE [6] f. grab bars or a raised seat for the toilet?

IF NEEDED: A grab bar is designed to help you steady yourself. It may be attached to the wall or built into the shower or tub. Do not include towel racks.

RESPONSE [7] g. adapted utensils to help with eating or cutting up food?

RESPONSE [8] h. special items to help with dressing such as buttonhooks or clothes that are designed to get on and off easily?

RESPONSE [9] i. a reacher or grabber to pick up things more easily?

RESPONSE [10] j. adaptive devices for a computer, laptop or tablet?

RESPONSE [11] k. adaptive devices for the car that {you ride /SP rides} in{ or {drive/drives}}?

RESPONSE [12] l. other changes to the home environment to help with daily tasks?

**CODES**

1 YES  
2 NO  
REFUSED

DON'T KNOW

---

<b>RH7</b>	<b>rh5place1</b>	R5 RH7A RECEIVE REHAB OVERNIGHT HOSP NH REHAB
	<b>rh5place2</b>	R5 RH7B RECEIVE REHAB OUTPATIENT
	<b>rh5place3</b>	R5 RH7C RECEIVE REHAB HOME
	<b>rh5place4</b>	R5 RH7D RECEIVE REHAB SOMEWHERE ELSE

**DISPLAY INSTRUCTIONS:**

Use "Same Question Stem" display.

Display "where" in underlined text.

If at RH7A, do not display question text in brackets.  
Otherwise, display question text in brackets.

**QUESTION TEXT:**

{ }Next, we are interested in where {you/SP} received rehab services in the last year.

In the last year, did {you/SP} receive rehab ... { }

RESPONSE [1] a. as an overnight patient in a hospital, nursing home, or rehab facility?

RESPONSE [2] b. at an outpatient center, clinic, or doctor's or therapist's office?

RESPONSE [3] c. at home?

RESPONSE [4] d. somewhere else?

**CODES**

- |   |            |
|---|------------|
| 1 | YES        |
| 2 | NO         |
|   | REFUSED    |
|   | DON'T KNOW |

---

<b>BOX RH7E</b>	<b>BOX RH7E</b>	NOT ON FILE
-----------------	-----------------	-------------

If RH7D=1 (YES) go to RH7E.  
Otherwise, go to Box RH8.

---

<b>RH7E</b>	<b>rh5places5</b>	R5 RH7E RECEIVE REHAB OTHER SPECIFY PLACE TYPE
-------------	-------------------	---

**QUESTION TEXT:**

SPECIFY WHERE SP RECEIVED REHAB

**ENTER TEXT**

LENGTH

50

---

<b>BOX RH8</b>	<b>BOX RH8</b>	NOT ON FILE
----------------	----------------	-------------

If more than one item at RH7A-D = 1 (YES), go to RH8.  
Otherwise, go to RH9.

---

<b>RH8</b>	<b>rh5placelast</b>	R5 RH8 PLACE LAST RECEIVED REHAB
------------	---------------------	----------------------------------

**DISPLAY INSTRUCTIONS:**

Display “last” in underlined text.

If RH7A = 1 (YES), display “as an overnight patient in a hospital, nursing home, or rehab facility” and response option 1. OVERNIGHT PATIENT IN HOSPITAL, NURSING HOME, OR REHAB FACILITY.

If RH7B = 1 (YES), display “at an outpatient center, clinic, or doctor’s or therapists office” and response option 2. OUTPATIENT CENTER, CLINIC, DOCTOR’S OR THERAPISTS OFFICE.

If RH7C = 1 (YES), display “at home” and response option 3. HOME.

If RH7D = 1 (YES), display “at {TEXT FROM RH7E}” and response option 4. SOMEWHERE ELSE.

Display “or” between places received services.

**QUESTION TEXT:**

Which place did {you/SP} last receive these services? Was it {as an overnight patient in a hospital, nursing home, or rehab facility/at an outpatient center, clinic, or doctor’s or therapists office/at home/at {TEXT FROM RH7E}}?

**CODES**

- 1 OVERNIGHT PATIENT IN HOSPITAL, NURSING HOME, OR REHAB FACILITY
- 2 OUTPATIENT CENTER, CLINIC, DOCTOR’S OR THERAPISTS OFFICE
- 3 HOME
- 4 SOMEWHERE ELSE

REFUSED  
DON’T KNOW

**RH9**

rh5ability

R5 RH9 FUNCTIONING IMPROVE IN REHAB

**QUESTION TEXT:**

While {you were/SP was} receiving rehab services in the last year, did {your/his/her} functioning and ability to do activities improve, get worse, or stay about the same?

**CODES**

- 1 IMPROVED
- 2 GOT WORSE
- 3 STAYED ABOUT THE SAME
- 4 VARIED/UP AND DOWN (IF VOLUNTEERED)

REFUSED  
DON’T KNOW

RH9B  
RH10  
RH10  
RH10  
RH10

**RH9A**

rh5abilimp

R5 RH9A HOW MUCH FUNCTIONING IMPROVE IN REHAB

**QUESTION TEXT:**

Did it improve a lot, somewhat, or a little?

**CODES**

- 1 A LOT
- 2 SOMEWHAT
- 3 A LITTLE



REFUSED  
DON'T KNOW

**PROGRAMMER INSTRUCTIONS:**  
Go to RH10.

---

<b>RH9B</b>	<b>rh5abilworse</b>	R5 RH9A HOW MUCH FUNCTIONING WORSE IN REHAB
-------------	---------------------	---

**QUESTION TEXT:**

Did it get a lot worse, somewhat worse or a little worse?

**CODES**

1	A LOT
2	SOMEWHAT
3	A LITTLE
	REFUSED
	DON'T KNOW

---

<b>RH10</b>	<b>rh5rehabnow</b>	R5 RH10 STILL RECEIVING REHAB
-------------	--------------------	-------------------------------

**DISPLAY INSTRUCTIONS:**

Display "still" in underlined text.

**QUESTION TEXT:**

{Are you/Is SP} still receiving rehab services?

**CODES**

1	YES
2	NO
	REFUSED
	DON'T KNOW

---

<b>BOX RH11</b>	<b>BOX RH11</b>	NOT ON FILE
-----------------	-----------------	-------------

If RH10=2 (NO) go to RH11.  
Otherwise, go to Section SD – Smoking.

---

<b>RH11</b>	<b>rh5metgoals</b>	R5 RH11 MET GOALS WHEN REHAB ENDED
-------------	--------------------	------------------------------------

**QUESTION TEXT:**

When {your/SP's} rehab services ended, had {you/SP} met all or most of {your/his/her} goals?

**CODES**

1	YES
2	NO
	REFUSED
	DON'T KNOW

---

<b>RH12</b>	<b>rh5metinsur</b>	R5 RH12 MET INSURANCE LIMIT WHEN REHAB ENDED
-------------	--------------------	--

**QUESTION TEXT:**

When {your/SP's} rehab services ended, had {you/SP} met the limit of {your/{his/her}} insurance coverage?

**CODES**

- 1 YES
- 2 NO
- REFUSED
- DON'T KNOW

**RH13**

rh5abilnow

R5 RH13 FUNCTIONING IMPROVE WHEN REHAB ENDED

**QUESTION TEXT:**

Since {your/SP's} rehab services ended, have {your/his/her} functioning and ability to do activities improved, got worse, or stayed about the same?

**CODES**

- 1 IMPROVED
  - 2 GOT WORSE
  - 3 STAYED ABOUT THE SAME
  - 4 VARIED/UP AND DOWN (IF VOLUNTEERED)
  - REFUSED
  - DON'T KNOW
- RH15  
Section SD  
Section SD  
Section SD  
Section SD

**RH14**

rh5nowimp

R5 RH14 HOW MUCH FUNCTION IMPROVE AFTER REHAB

**QUESTION TEXT:**

Did it improve a lot, somewhat, or a little?

**CODES**

- 1 A LOT
- 2 SOMEWHAT
- 3 A LITTLE
- REFUSED
- DON'T KNOW

**PROGRAMMER INSTRUCTIONS:**

Go to Section SD – Smoking.

**RH15**

rh5nowworse

R5 RH15 HOW MUCH FUNCTION WORSE AFTER REHAB

**QUESTION TEXT:**

Did it get a lot worse, somewhat worse, or a little worse?

**CODES**

- 1 A LOT

2           SOMEWHAT  
3           A LITTLE  
              REFUSED  
              DON'T KNOW

**PROGRAMMER INSTRUCTIONS:**  
Go to Section SD – Smoking.

---

## NHATS Round 5

Section SD [SMOKING]

Sequence: 27

---

**SD1PRE**

**SD1PRE**

NOT ON FILE

The next questions are about smoking cigarettes.

PRESS 1 AND ENTER TO CONTINUE

---

**SD1**

**sd5smokedreg**

R5 SD1 SMOKED REGULARLY

**QUESTION TEXT:**

Did {you/SP} ever smoke cigarettes regularly, at least 1 cigarette a day?

**CODES**

1	YES	
2	NO	SECTION PE
	REFUSED	SECTION PE
	DON'T KNOW	SECTION PE

---

**BOX SD2**

**BOX SD2**

NOT ON FILE

If R1 SD1 (EVER SMOKED) = 1 (YES) or if NEWSAMPLE flag = 1 (YES, go to SD2.

Otherwise, go to SECTION PE - Performance.

---

**SD2**

**sd5smokesnow**

R5 SD2 SMOKES NOW

**QUESTION TEXT:**

{Do you/Does SP} smoke cigarettes now?

**CODES**

1	YES	
2	NO	
	REFUSED	
	DON'T KNOW	

---

**BOX SD3**

**BOX SD3**

NOT ON FILE

If [SD2 = 1 (YES)] or if [NEWSAMPLE flag = 1 (YES) and SD2 = 2 (NO)], go to SD3.

Otherwise, go to Section PE.

---

**SD3**

**sd5numcigday**

R5 SD3 NUM OF CIGARETTES PER DAY

**DISPLAY INSTRUCTIONS:**

IF SD2=1 (SMOKES NOW), DISPLAY "{do you/does SP}"  
ELSE IF SD2=2 (DOES NOT SMOKE NOW), DISPLAY "{did you/did SP}"

**QUESTION TEXT:**

On average, how many cigarettes per day {{do you/does SP}}/{{did you/did SP}} usually smoke?  
  
IF NEEDED: A pack contains 20 cigarettes.  
  
ENTER # OF CIGARETTES  
ENTER 999 IF SP SMOKES LESS THAN 1 CIGARETTE PER DAY

**ENTER NUMBER**

Range 1 to 120  
Soft Range 1 to 40  
REFUSED  
DON'T KNOW

**PROGRAMMER INSTRUCTIONS:**

IF NUMBER ENTERED VIOLATES THE HARD RANGE (SD3<1 OR SD3>120) AND SD3 <>999 THEN DISPLAY ERROR MESSAGE #13 FROM THE GLOBAL SPEC.

---

**BOX SD4**                      **BOX SD4**                      NOT ON FILE

If NEWSAMPLE flag = 1 (YES), go to SD4.  
  
Otherwise, go to Section PE.

---

**SD4**                              **sd5agesrtsmk**                      R5 SD4 AGE STARTED SMOKING

**QUESTION TEXT:**

How old {were you/was SP} when {you/he/she} first smoked cigarettes regularly?  
  
ENTER AGE STARTED SMOKING

**ENTER NUMBER**

Range 6 to 70  
Soft Range 12 to 35  
REFUSED  
DON'T KNOW

**PROGRAMMER INSTRUCTIONS:**

If age entered > SP AGE, display error message "INVALID RESPONSE. AGE STARTED SMOKING CANNOT BE GREATER THAN CURRENT AGE".

---

**BOX SD5**                      **BOXSD5**                      NOT ON FILE

IF SD2=1 (SMOKES NOW), GO TO SECTION PE - PERFORMANCE  
ELSE GO TO SD5

---

**SD5**                              **sd5agelstsmk**                      R5 SD5 AGE LAST SMOKED REGULARLY

**QUESTION TEXT:**

How old {were you/was SP} when {you/he/she} last smoked cigarettes regularly?

ENTER AGE QUIT SMOKING

**ENTER NUMBER**

Range	6 to 102
Soft Range	25 to 80
REFUSED	
DON'T KNOW	

**PROGRAMMER INSTRUCTIONS:**

If age entered > SP AGE, display error message "INVALID RESPONSE. AGE LAST SMOKED CANNOT BE GREATER THAN CURRENT AGE".

If age entered < age entered at SD4, display error message "INVALID RESPONSE. AGE LAST SMOKED CANNOT BE LESS THAN AGE STARTED SMOKING".

GO TO SECTION PE – Performance.

---

---

## NHATS Round 5

Section PE [PERFORMANCE]

Sequence: 28

---

PE1PRE

PE1PRE

NOT ON FILE

Next I would like to ask {you/SP} to try to perform a few simple movements, that is to move {your/{his/her}} body in different ways. Before we start, I need to ask a few questions.

PRESS 1 AND ENTER TO CONTINUE

---

PE1

pe5whhndsign

R5 PE1 HAND USE TO SIGN YOUR NAME

QUESTION TEXT:

Which hand {do you/does SP} use to sign {your/{his/her}} name?

CODES

- |   |            |
|---|------------|
| 1 | LEFT       |
| 2 | RIGHT      |
| 3 | BOTH       |
|   | REFUSED    |
|   | DON'T KNOW |

PROGRAMMER INSTRUCTIONS:

- If PE1 = 1, set LEFTHANDED flag = 1 (yes).  
If PE1 = 2, set RIGHTHANDED flag = 1 (yes).  
If PE1 = 3, set EITHERHANDED flag = 1 (yes).
- 

PE2

pe5surghdwrt

R5 PE2 HAVE SURGRY TO HAND WRIST

DISPLAY INSTRUCTIONS:

Display "in the last 3 months" in bold underlined text.

QUESTION TEXT:

In the last 3 months, that is since {MONTH AND YEAR 3 MONTHS PRIOR TO TODAY'S DATE}, {have you/has SP} had surgery or a serious injury on {your/{his/her}} hand or wrist?

CODES

- |   |            |     |
|---|------------|-----|
| 1 | YES        |     |
| 2 | NO         | PE4 |
| 3 | REFUSED    | PE4 |
|   | DON'T KNOW | PE4 |
- 

PE3

pe5surgyside

R5 PE3 WHICH SIDE WAS SURGERY

QUESTION TEXT:

Which side was that (surgery or serious injury on {your/SP's} hand or wrist)? Was it the left side or right side?

CODES

- |   |            |     |
|---|------------|-----|
| 1 | LEFT SIDE  |     |
| 2 | RIGHT SIDE |     |
| 3 | BOTH SIDES | PE8 |
|   | REFUSED    |     |

DON'T KNOW

**PROGRAMMER INSTRUCTIONS:**

If PE3 = 1 (left hand/wrist surgery), set LEFTGRIPTEST flag = 2 (no).

If PE3 = 2 (right hand/wrist surgery), set RIGHTGRIPTEST flag = 2 (no).

If PE3 = 3 (both hands/wrists surgery), set LEFTGRIPTEST flag = 2 (no) and RIGHTGRIPTEST flag = 2 (no).

---

**PE4**

**pe5flrupain**

R5 PE4 EXPER FLARE UP PAIN HAND

**DISPLAY INSTRUCTIONS:**

Display "currently" in bold underlined text.

**QUESTION TEXT:**

{Are you/Is SP} currently experiencing a flare-up of pain in either hand or wrist?

**CODES**

1	YES	
2	NO	PE6
3	REFUSED	PE6
	DON'T KNOW	PE6

---

**PE5**

**pe5sideflrup**

R5 PE5 SIDE CURRNT FLARE UP PAIN

**DISPLAY INSTRUCTIONS:**

Display "current" in bold underlined text.

**QUESTION TEXT:**

Which side is that current flare-up of pain in {your/SP's} hand or wrist? Is it the left side or right side?

**CODES**

1	LEFT SIDE	
2	RIGHT SIDE	
3	BOTH SIDES	PE8
	REFUSED	
	DON'T KNOW	

**PROGRAMMER INSTRUCTIONS:**

If PE5 = 1 (left hand/pain flare up), set LEFTGRIPTEST flag = 2 (no).

If PE5 = 2 (right hand/pain flare up), set RIGHTGRIPTEST flag = 2 (no).

If PE5 = 3 (both hands/pain flare ups), set LEFTGRIPTEST flag = 2 (no) and RIGHTGRIPTEST flag = 2 (no).

---

**PE6**

**pe5surgarmsh**

R5 PE6 SURGERY ARM OR SHOULDER

**DISPLAY INSTRUCTIONS:**

Display "In the last 3 months" in bold underlined text.

**QUESTION TEXT:**

In the last 3 months, that is since {MONTH AND YEAR 3 MONTHS PRIOR TO TODAY'S DATE}, {have you/has SP} had surgery or a serious injury on {your/{his/her}} arm or shoulder

**CODES**

1	YES	
2	NO	PE8
	REFUSED	PE8



DON'T KNOW

PE8

**PE7**

**pe5sidsurgar**

R5 PE7 SIDE SURGERY ARM OR SHLDR

**QUESTION TEXT:**

Which side was that (surgery or serious injury on {your/SP's} arm or shoulder)? Was it the left side or right side?

**CODES**

- 1 LEFT SIDE
- 2 RIGHT SIDE
- 3 BOTH SIDES
- REFUSED
- DON'T KNOW

**PROGRAMMER INSTRUCTIONS:**

If PE7 = 1 (left arm/shoulder surgery), set LEFTGRIPTEST flag = 2 (no).  
 If PE7 = 2 (right arm/shoulder surgery), set RIGHTGRIPTEST flag = 2 (no).  
 If PE7 = 3 (both arms/shoulders surgery), set LEFTGRIPTEST flag = 2 (no) and RIGHTGRIPTEST flag = 2 (no).

**PE8**

**pe5surgyhps**

R5 PE8 SURG HIPS IN CLUD REPLCMNT

**DISPLAY INSTRUCTIONS:**

Display "In the last 3 months" in bold underlined text.

**QUESTION TEXT:**

In the last 3 months, that is since {MONTH AND YEAR 3 MONTHS PRIOR TO TODAY'S DATE}, {have you/has SP} had surgery or a serious injury on {your/{his/her}} hips (including hip replacement surgery)?

**CODES**

- 1 YES
  - 2 NO
  - REFUSED
  - DON'T KNOW
- BOX PE11  
BOX PE11  
BOX PE11

**PE9**

**pe5sidhipsrg**

R5 PE9 SIDE WAS HIP SURGERY ON

**QUESTION TEXT:**

Was that (surgery or serious injury on {your/SP's} hips) only on one side or on both sides?

**CODES**

- 1 ONE SIDE
- 2 BOTH SIDES
- REFUSED
- DON'T KNOW

**PROGRAMMER INSTRUCTIONS:**

If PE9 = 2 (both hips surgery), set CHAIRSTANDS flag = 2 (no).

**BOX PE11**

**BOX PE11**

**NOT ON FILE**

If MO24 = 1 (always uses mobility device to get out of bed) or MO26 = 4 (never got out of bed by self), go

to PE11.

Otherwise go to BOX PE13.

---

**PE11****pe5stndwhold**

R5 PE11 STAND WITHOUT HOLDING ON

**DISPLAY INSTRUCTIONS:**

Display "stand without holding onto anyone or anything" in bold underlined text.

**QUESTION TEXT:**

For a few of the body movements, I will ask {you/SP} to stand without holding onto anyone or anything. I can help {you/{him/her}} get up if {you/{he/she}} would like me to. {Are you/Is SP} able to try this?

**CODES**

- |   |            |
|---|------------|
| 1 | YES        |
| 2 | NO         |
|   | REFUSED    |
|   | DON'T KNOW |

**PROGRAMMER INSTRUCTIONS:**

If PE11 = 2 (not able to stand without holding on to anyone/anything), set BALANCESTANDS flag = 2 (no).

---

**BOX PE12****BOX PE12**

NOT ON FILE

If CHAIRSTANDS flag = 2 (NO), go to PE13.  
Otherwise, go to PE12.

---

**PE12****pe5upchbyslf**

R5 PE12 GET UP OUT CHAIR BY SELF

**DISPLAY INSTRUCTIONS:**

Display "without" and "by {yourself/{himself/herself}}" in bold underlined text.

If CANE flag = 1 (yes) or WALKER flag = 1 (yes), display "and without {your/{his/her}}{cane/walker/cane or walker}".

If CANE flag = 1 (yes) and WALKER flag is null, display "cane".

If WALKER flag = 1 (yes) and CANE flag is null, display "walker".

If CANE flag = 1 (yes) and WALKER flag = 1 (yes), display "cane or walker".

**QUESTION TEXT:**

I will also ask {you/SP} to get up out of a chair by {yourself/{himself/herself}}{and without {your/{his/her}}{cane/walker/cane or walker}}. {Are you/Is SP} able to try this?

**CODES**

- |   |            |
|---|------------|
| 1 | YES        |
| 2 | NO         |
|   | REFUSED    |
|   | DON'T KNOW |

**PROGRAMMER INSTRUCTIONS:**

If PE12 = 2 (unable to try getting up from chair without mobility devices/help), set CHAIRSTANDS flag = 2 (no).

---

**BOX PE13****BOX PE13**

NOT ON FILE

If MO15 = 1 (used wheelchair every time to get around home/building) or MO16 = 1 (used scooter every time to get around home/building) set WALKING COURSE flag = no (2) and go to PE14.

Otherwise go to PE13.

---

**PE13****pe5wkdsself**

R5 PE13 WALK SHORT DIST BY SELF

**DISPLAY INSTRUCTIONS:**

Display "walk a short distance in this room by {yourself/{himself/herself}}"  
in bold underlined text.

If MO13 = 1,2,3, or 4 (used cane every time, most times, sometimes, or rarely when walking around inside) or MO14 = 1,2,3, or 4 (used walker every time, most times, sometimes, or rarely when walking around inside), display "{You/{He/She}} may use {your/{his/her}} {cane/walker/cane or walker} if {you feel/{he/she} feels} {you need/{he/she} needs} it to walk a short distance."

If MO13 = 1,2,3, or 4 and MO14 ≠ 1,2,3, or 4, display "cane".

If MO14 = 1,2,3, or 4 and MO13 ≠ 1,2,3, or 4, display "walker".

If MO13 = 1,2,3, or 4 and If MO14 = 1,2,3, or 4, display "cane or walker".

**QUESTION TEXT:**

I will (also) be asking {you/SP} to walk a short distance in this room by {yourself/{himself/herself}}. {{{You/{He/She}} may use {your/{his/her}} {cane/walker/cane or walker} if {you feel/{he/she} feels} {you need/{he/she} needs} it to walk a short distance.} {Are you/Is SP} able to try this?

**CODES**

1	YES
2	NO
	REFUSED
	DON'T KNOW

**PROGRAMMER INSTRUCTIONS:**

If PE13 = 2 (unable to walk short distance), set WALKINGCOURSE flag = 2 (no).

---

**PE14****PE14**

NOT ON FILE

**DISPLAY INSTRUCTIONS:**

Display "ACTIVITIES TO SET UP AND DEMONSTRATE" in bolded text.

Display grid with 7 rows and 3 columns.

In R1C1, use null display.

In R1C2, display "ACTIVITY" in bolded text.

In R1C3, display "ADMINISTER" in bolded text.

In R2C1, display "1."

In R2C2, display "BALANCE STANDS".

In R2C3, if BALANCESTANDS flag = 2 (no), set BALANCESTANDESELIG flag = 2 (NO), and display "NO".

Otherwise, set BALANCESTANDESELIG flag = 1 (YES), and display "YES".

In R3C1, display "2."

In R3C2, display "WALKING COURSE".

In R3C3, if WALKINGCOURSE flag = 2 (no), set WALKINGCOURSESELIG flag = 2 (NO), and display "NO".

Otherwise, set WALKINGCOURSESELIG flag = 1 (YES), and display "YES".

In R4C1, use null display.

In R4C2, use null display. In R4C3:

If WALKINGCOURSESELIG flag = 1 (YES) and [MO13 = 2, 3, or 4 (used cane most times, sometimes, or rarely inside) or MO14 = 2, 3, or 4 (used walker most times, sometimes, or rarely inside)], set AIDUSAGE flag = 2 (SOMETIMES), and display "B. SOMETIMES USES CANE/WALKER AROUND HOME".

Else, if WALKINGCOURSESELIG flag = 1 (YES) and [MO13 = 1 (used cane every time inside) or MO14 = 1 (used walker

every time inside)], set AIDUSAGE flag = 3 (ALWAYS), and display "C. ALWAYS USES CANE/WALKER AROUND HOME".

Otherwise, if WALKINGCOURSELIG flag = 1 (YES), set AIDUSAGE flag = 1 (NEVER), and display "A. DOESN'T USE CANE/WALKER AROUND HOME".

In R5C1, display "3."

In R5C2, display "CHAIR STANDS".

In R5C3, if CHAIRSTANDS flag = 2 (no), set CHAIRSTANDESELIG flag = 2 (NO), and display "NO".

Otherwise, set CHAIRSTANDESELIG flag = 1 (YES), and display "YES".

In R6C1, display "4."

In R6C2, display "GRIP STRENGTH".

In R6C3:

If LEFTGRIPTEST flag=2 (no) and RIGHTGRIPTEST flag=2 (no), set GRIPSTRENGTHLIG flag = 3 (NO), and display "NO".

Else if LEFTGRIPTEST flag=2 (no) and RIGHTGRIPTEST flag NE 2 (no), set GRIPSTRENGTHLIG flag = 1 (YES RIGHT), and display "YES RIGHT".

Else if LEFTGRIPTEST flag NE 2 (no) and RIGHTGRIPTEST flag=2 (no), set GRIPSTRENGTHLIG flag = 2 (YES LEFT), and display "YES LEFT".

Else if [LEFTGRIPTEST flag NE 2 (NO) and RIGHTGRIPTEST flag NE 2 (no)] and [LEFTHANDED flag = 1 (YES)], set GRIPSTRENGTHLIG flag = 2 (YES LEFT), and display "YES LEFT".

Otherwise, set GRIPSTRENGTHLIG flag = 1 (YES RIGHT), and display "YES RIGHT".

Display "TRANSFER INFORMATION TO FRONT PAGE OF ACTIVITIES BOOKLET"

Display "AFTER ACTIVITIES ARE COMPLETED, PRESS 1 AND ENTER TO CONTINUE"

**QUESTION TEXT:**

ACTIVITIES TO SET UP AND DEMONSTRATE	
ACTIVITY	ADMINISTER
1. BALANCE STANDS	{YES/NO}
2. WALKING COURSE	{YES/NO} {A. DOESN'T USE CANE/WALKER AROUND HOME/ B. SOMETIMES USES CANE/WALKER AROUND HOME/ C. ALWAYS USES CANE/WALKER AROUND HOME}
3. CHAIR STANDS	{YES/NO}
4. GRIP STRENGTH	{YES RIGHT/YES LEFT/NO}

TRANSFER INFORMATION TO FRONT PAGE OF ACTIVITIES BOOKLET

AFTER ACTIVITIES ARE COMPLETED, PRESS 1 AND ENTER TO CONTINUE

---

**PE15**

**PE15**

NOT ON FILE

**QUESTION TEXT:**

REMEMBER TO AFFIX SP ID LABEL AND WRITE YOUR INTERVIEWER ID AND DATE ON ACTIVITIES BOOKLET COVER.

PRESS 1 AND ENTER TO CONTINUE

**PROGRAMMER INSTRUCTIONS:**

Go to Section HW – Height & Weight

---

**Flag Variables Set in PE Section**

<b>f15left</b> hand	R5 F PE CAN SP DO LEFT HAND TEST
<b>f15right</b> hand	R5 F PE CAN SP DO RGT HAND TEST
<b>f15either</b> hand	R5 F PE CAN SP DO EITHR HAND TST
<b>f15left</b> grptst	R5 F PE CAN SP DO LFT GRIP TEST
<b>f15right</b> grptst	R5 F PE CAN SP DO RIGHT GRIP TEST
<b>f15chair</b> stands	R5 F PE CAN SP DO CHAIR STANDS
<b>f15balance</b> stands	R5 F PE CAN SP DO BALANCE STANDS
<b>f15walking</b> course	R5 F PE CAN SP DO WALKING COURSE

Affix SP ID Label

Date:   /   / 2 0 1   
m m d d y y y y

Interviewer ID: N H A T


# National Health and Aging Trends Study

## Activities Booklet



## ACTIVITIES TO SET UP AND DEMONSTRATE

Transfer information from laptop screen. Mark administration for each activity "YES" or "NO" and copy to the administration box on the page listed for each activity.

ACTIVITY	ADMINISTER		PAGE
1. BALANCE STANDS	<input type="checkbox"/> YES	<input type="checkbox"/> NO	4
2. WALKING COURSE	<input type="checkbox"/> YES	<input type="checkbox"/> NO	16
			
	<input type="checkbox"/> WA3a. Doesn't use cane/walker around home	} 17	17
	<input type="checkbox"/> WA3b. Sometimes uses cane/walker around home		
	<input type="checkbox"/> WA3c. Always uses cane/walker around home		
3. CHAIR STANDS	<input type="checkbox"/> YES	<input type="checkbox"/> NO	22
4. GRIP STRENGTH	<input type="checkbox"/> YES <b>RIGHT</b>	<input type="checkbox"/> NO	28
	<input type="checkbox"/> YES <b>LEFT</b>		
5. WAIST CIRCUMFERENCE	YES		34
6. PEAK AIR FLOW	YES		38



## GENERAL INSTRUCTIONS

- *Administer activities in the order presented in booklet*
- *Read/say **bold blue text** to SP EXACTLY as written*
- *Check that SP is wearing appropriate shoes (tennis shoes or shoes with less than 1-inch heels, but not slippers). If not, request SP to change shoes or put shoes on*
- *Check lighting to see if adequate for SP to see. If not, ask if there is a light you can turn on*
- *Identify place for SP to sit while watching you demonstrate activities*





## GENERAL INSTRUCTIONS

Record start time:

<input type="text"/>	<input type="text"/>	:	<input type="text"/>	<input type="text"/>	<input type="checkbox"/> AM
HRS			MINS		<input type="checkbox"/> PM

Now I would like to ask you to try to perform a few simple movements, that is to move your body in different ways.

For each movement, I will first describe it and show it to you. Then I'd like you to try to do it.

If you feel it would be unsafe to try it, tell me, and we'll move on to the next one.

Do you have any questions before we begin?



THIS PAGE INTENTIONALLY LEFT BLANK



# BALANCE STANDS

*Balance Stands Administration:*

BA1

YES



NO

GO TO WALKING COURSE p.16



- *Clear space for balance stands activity*
- *Get out stopwatch*



## SIDE BY SIDE STAND

- Reset stopwatch to 0:00'00"00

Now I'll show you the first movement.

- Demonstrate with inside edges of your feet touching at the heels and toes



I want you to try to stand with your feet together, side-by-side, for about 10 seconds. You may use your arms, bend your knees, or move your body in order to keep your balance, but try not to move your feet. Try to hold this position until I tell you to stop.

Do you think it would be safe to try this?

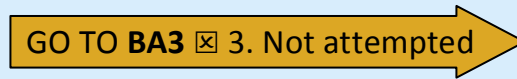
BA2

YES



NO

GO TO BA3 ☒ 3. Not attempted



Help SP into position:

- Support SP's elbow with one hand while standing slightly behind and to the side
- Hold stopwatch behind SP's back
- Check SP's feet position

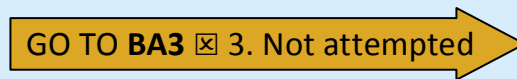
Are you ready?

YES



NO

GO TO BA3 ☒ 3. Not attempted



Ready, begin.


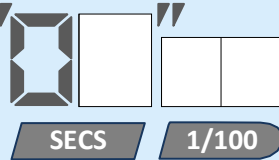

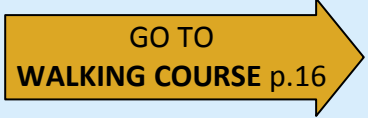
- Start stopwatch
- Remove support hand
- Step back half a step. Keep your hands near SP's elbow and back

After 10 seconds if SP is still holding position, say:

Stop.



# SIDE BY SIDE STAND — RESULTS

		BA3
<input type="checkbox"/> 1. COMPLETED, HELD FOR 10 SEC	<input type="checkbox"/> 2. ATTEMPTED, NOT HELD FOR 10 SEC	<input type="checkbox"/> 3. NOT ATTEMPTED
		BA5
 <b>SEMI-TANDEM</b> Next Page	Time held:  SECS 1/100 	Reasons not attempted: <u>Mark all that apply</u> <input type="checkbox"/> 1. SP felt unsafe <input type="checkbox"/> 2. Proxy felt unsafe for SP <input type="checkbox"/> 3. You felt unsafe for SP/SP unsteady with support <input type="checkbox"/> 4. SP unable to understand directions <input type="checkbox"/> 9. Other, specify: <div style="border: 1px solid black; height: 60px; width: 100%;"></div> 

## SEMI-TANDEM STAND

➤ Reset stopwatch to 0:00'00"00

Now I'll show you the second movement.

➤ Demonstrate with inside edge of one foot touching the big toe of the other



I want you to try to stand with the side of the heel of one foot touching the big toe of the other foot for about 10 seconds. You may put either foot in front, whichever is more comfortable for you.

You may use your arms, bend your knees, or move your body in order to keep your balance, but try not to move your feet. Again, try to hold this position until I tell you to stop.

Do you think it would be safe to try this?

BA6

YES



NO

GO TO BA7 ☒ 3. Not attempted



Help SP into position:

- Support SP's elbow with one hand while standing slightly behind and to the side
- Hold stopwatch behind SP's back
- Check SP's feet position

Are you ready?

YES



NO

GO TO BA7 ☒ 3. Not attempted



Ready, begin.




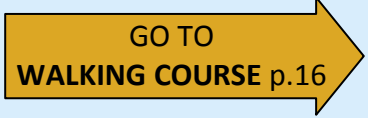
- Start stopwatch
- Remove support hand
- Step back half a step. Keep your hands near SP's elbow and back

After 10 seconds if SP is still holding position, say:

Stop.



# SEMI-TANDEM STAND — RESULTS

		BA7
<input type="checkbox"/> 1. COMPLETED, HELD FOR 10 SEC	<input type="checkbox"/> 2. ATTEMPTED, NOT HELD FOR 10 SEC	<input type="checkbox"/> 3. NOT ATTEMPTED
		BA9
 <b>FULL TANDEM</b> Next Page	Time held:  SECS    1/100 	Reasons not attempted: <u>Mark all that apply</u> <input type="checkbox"/> 1. SP felt unsafe <input type="checkbox"/> 2. Proxy felt unsafe for SP <input type="checkbox"/> 3. You felt unsafe for SP/SP unsteady with support <input type="checkbox"/> 4. SP unable to understand directions <input type="checkbox"/> 9. Other, specify: <div style="border: 1px solid black; height: 60px; width: 100%;"></div> 



## FULL TANDEM STAND

- Reset stopwatch to 0:00'00"00

Now I'll show you the third movement.

- Demonstrate with heel of one foot in front of and touching toes of the other



I want you to try to stand with the heel of one foot in front of and touching the toes of the other foot for about 10 seconds. You may put either foot in front, whichever is more comfortable for you.

You may use your arms, bend your knees, or move your body in order to keep your balance, but try not to move your feet. Try to hold this position until I tell you to stop.

Do you think it would be safe to try this?

BA10

YES



NO

GO TO BA11 ☒ 3. Not attempted



Help SP into position:

- Support SP's elbow with one hand while standing slightly behind and to the side
- Hold stopwatch behind SP's back
- Check SP's feet position

Are you ready?

YES



NO

GO TO BA11 ☒ 3. Not attempted



Ready, begin.

- Start stopwatch
- Remove support hand
- Step back half a step. Keep your hands near SP's elbow and back


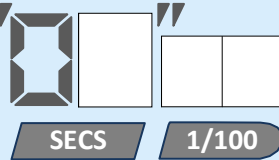


After 10 seconds if SP is still holding position, say:

Stop.





# FULL TANDEM STAND — RESULTS

BA11		
<input type="checkbox"/> 1. COMPLETED, HELD FOR 10 SEC	<input type="checkbox"/> 2. ATTEMPTED, NOT HELD FOR 10 SEC	<input type="checkbox"/> 3. NOT ATTEMPTED
BA12		BA13
 <b>ONE LEG EYES OPEN</b> Next Page	<p><b>Time held:</b></p>  <p style="text-align: center;">                  GO TO  <b>WALKING COURSE p.16</b> </p>	<p><b>Reasons not attempted:</b>  <u>Mark all that apply</u></p> <p><input type="checkbox"/> 1. SP felt unsafe</p> <p><input type="checkbox"/> 2. Proxy felt unsafe for SP</p> <p><input type="checkbox"/> 3. You felt unsafe for SP/SP unsteady with support</p> <p><input type="checkbox"/> 4. SP unable to understand directions</p> <p><input type="checkbox"/> 9. Other, specify:</p> <div style="border: 1px solid black; height: 60px; width: 100%;"></div> <p style="text-align: center;">                  GO TO  <b>WALKING COURSE p.16</b> </p>



## ONE LEG STAND EYES OPEN

➤ Reset stopwatch to 0:00'00"00

Now I'll show you the fourth movement.



➤ Demonstrate with one leg raised a few inches off the ground

I want you to try to stand on one leg, whichever one you want, and raise the other leg off the ground a few inches. Stand for as long as you can. I will stop you at 30 seconds.

You may use your arms, bend your knees, or move your body to keep your balance. Try not to move the foot on which you are standing and try not to let your legs touch each other. Try to hold this position until I tell you to stop. If you feel you are losing your balance take a step. I'll hold you up until you feel stable.

Do you think it would be safe to try this?

BA14

YES



NO

GO TO BA15 ☒ 3. Not attempted

Help SP into position:

- Support SP's elbow with one hand while standing slightly behind and to the side
- Hold stopwatch behind SP's back
- Check SP's feet position: 1 foot raised

Are you ready?

YES



NO

GO TO BA15 ☒ 3. Not attempted




Ready, begin.

- Start stopwatch
- Remove support hand
- Step back half a step. Keep your hands near SP's elbow and back

After 30 seconds if SP is still holding position, say:

Stop.

# ONE LEG STAND EYES OPEN — RESULTS

BA15		
<input type="checkbox"/> 1. COMPLETED, HELD FOR 30 SEC	<input type="checkbox"/> 2. ATTEMPTED, NOT HELD FOR 30 SEC	<input type="checkbox"/> 3. NOT ATTEMPTED
BA16		BA17
 <b>ONE LEG EYES CLOSED</b> Next Page	<p><b>Time held:</b></p> <div style="display: flex; align-items: center; justify-content: center;"> <div style="border: 1px solid black; width: 30px; height: 30px; margin-right: 5px;"></div> <div style="border: 1px solid black; width: 30px; height: 30px; margin-right: 5px;"></div> <div style="font-size: 20px; margin-right: 5px;">”</div> <div style="border: 1px solid black; width: 30px; height: 30px; margin-right: 5px;"></div> <div style="border: 1px solid black; width: 30px; height: 30px;"></div> </div> <div style="display: flex; justify-content: center; margin-top: 5px;"> <div style="background-color: #ccc; padding: 2px 5px; margin-right: 10px;">SECS</div> <div style="background-color: #ccc; padding: 2px 5px;">1/100</div> </div> <div style="text-align: center; margin-top: 20px;">                   GO TO  <b>WALKING COURSE p.16</b> </div>	<p><b>Reasons not attempted:</b>  <u>Mark all that apply</u></p> <ul style="list-style-type: none"> <li><input type="checkbox"/> 1. SP felt unsafe</li> <li><input type="checkbox"/> 2. Proxy felt unsafe for SP</li> <li><input type="checkbox"/> 3. You felt unsafe for SP/SP unsteady with support</li> <li><input type="checkbox"/> 4. SP unable to understand directions</li> <li><input type="checkbox"/> 9. Other, specify:</li> </ul> <div style="border: 1px solid black; height: 60px; width: 100%; margin-top: 5px;"></div> <div style="text-align: center; margin-top: 20px;">                   GO TO  <b>WALKING COURSE p.16</b> </div>



## ONE LEG STAND EYES CLOSED

➤ Reset stopwatch to 0:00'00"00

Now I'll show you the last of these movements.



➤ Demonstrate with eyes closed and one leg raised a few inches off the ground

This time I want you to close your eyes and try to stand on one leg, whichever one you want, and raise the other leg off the ground a few inches. Stand for as long as you can. I will stop you at 30 seconds.

You may use your arms, bend your knees, or move your body to keep your balance. Try not to move the foot on which you are standing and try not to let your legs touch each other. Try to hold this position until I tell you to stop. If you feel you are losing your balance take a step. I'll hold you up until you feel stable.

Do you think it would be safe to try this?

BA18

YES



NO

GO TO BA19 ☒ 3. Not attempted

Please close your eyes. When you are ready, lift one leg off the ground a few inches. I will not let go until you say you are ready.

Help SP into position:

- Support SP's elbow with one hand while standing slightly behind and to the side
- Hold stopwatch behind SP's back
- Check SP's feet position: 1 foot raised and eyes closed

Are you ready?

YES



NO

GO TO BA19 ☒ 3. Not attempted

Ready, begin.




- Start stopwatch
- Remove support hand
- Step back half a step. Keep your hands near SP's elbow and back

After 30 seconds if SP is still holding position, say:

Stop.



# ONE LEG STAND EYES CLOSED — RESULTS

<b>BA19</b>		
<input type="checkbox"/> 1. COMPLETED, HELD FOR 30 SEC	<input type="checkbox"/> 2. ATTEMPTED, NOT HELD FOR 30 SEC	<input type="checkbox"/> 3. NOT ATTEMPTED
<b>BA20</b>		<b>BA21</b>
 <b>WALKING COURSE</b> Next Page	<p><b>Time held:</b></p> <div style="display: flex; justify-content: center; align-items: center;"> <div style="border: 1px solid black; width: 30px; height: 30px; margin-right: 5px;"></div> <div style="border: 1px solid black; width: 30px; height: 30px; margin-right: 5px;"></div> <div style="border: 1px solid black; width: 30px; height: 30px; margin-right: 5px;"></div> <div style="border: 1px solid black; width: 30px; height: 30px;"></div> </div> <div style="display: flex; justify-content: center; margin-top: 5px;"> <div style="background-color: #ccc; padding: 2px 5px; margin-right: 10px;">SECS</div> <div style="background-color: #ccc; padding: 2px 5px;">1/100</div> </div> <p style="text-align: center; margin-top: 10px;">   <b>WALKING COURSE</b>                  Next Page             </p>	<p><b>Reasons not attempted:</b> <u>Mark all that apply</u></p> <ul style="list-style-type: none"> <li><input type="checkbox"/> 1. SP felt unsafe</li> <li><input type="checkbox"/> 2. Proxy felt unsafe for SP</li> <li><input type="checkbox"/> 3. You felt unsafe for SP/SP unsteady with support</li> <li><input type="checkbox"/> 4. SP unable to understand directions</li> <li><input type="checkbox"/> 9. Other, specify:</li> </ul> <div style="border: 1px solid black; height: 60px; width: 100%; margin-top: 5px;"></div> <p style="text-align: center; margin-top: 20px;">   <b>WALKING COURSE</b>                  Next Page             </p>



THIS PAGE INTENTIONALLY LEFT BLANK



# WALKING COURSE

Walking Course Administration:

WA1

YES



NO

GO TO CHAIR STANDS p.22



- Get out walking course chain & masking tape
- Look for appropriate space for course (16' x 3'), you may need to use a hallway or nearby room
- Find as smooth a surface as possible to lay out the course. Avoid high-pile carpet
- Do not lay course out over the edge of a rug, a throw rug, or any irregular surface
- Clear any obstacles from activity area (move small furniture, only with permission)

Is there an appropriate space to set up the walking course?

WA2

YES



NO

GO TO WA5 ☒ 3. Not attempted



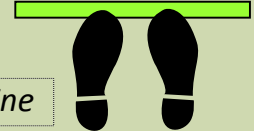
- Lay out chain straight down center of course area. Tape each end to the floor
- Using an arm's length of masking tape, place tape lengths under the two colored links of chain
- Untape chain from floor, leaving only taped start and finish lines



# WALKING COURSE 1


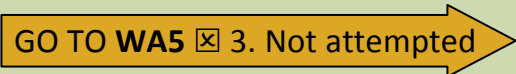



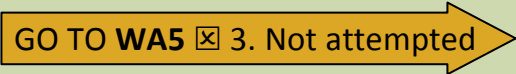
➤ Reset stopwatch to 0:00'00"00

This is our walking course. I want you to walk to the other end of the course at your usual speed, just as if you were walking down the street to go to the store. Walk all the way past the other end of the tape before you stop. I will walk with you.



➤ Demonstrate starting from start line and walking completely past end line


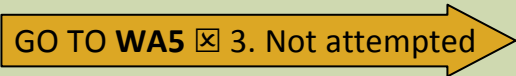
WA3

<p>WA3a</p> <input type="checkbox"/>	<p><b>Do you think it would be safe to try this?</b></p> <p><input type="checkbox"/> YES  <input type="checkbox"/> NO </p>
<p>WA3b</p> <input type="checkbox"/>	<p><b>Do you think it would be safe to try this <u>without</u> a cane or walker?</b></p> <p><input type="checkbox"/> YES  <input type="checkbox"/> NO </p>
<p>WA3c</p> <input type="checkbox"/>	<p><b>You may use a cane or walker if you need to. Do you think it would be safe to try this?</b></p> <p><input type="checkbox"/> YES  <input type="checkbox"/> NO </p>

 Help SP into position:

- Stand slightly behind and to the side
- Hold stopwatch behind SP's back
- Check SP's feet position: both feet on start line

**When I want you to start, I will say "Ready, begin."**

<p>YES </p>	<p>NO </p>
--	--

**Ready, begin.**

- Start stopwatch when either of SP's feet moves
- Walk slightly behind and to the side of SP
- Stop timing when one of SP's feet completely crosses end line





# WALKING COURSE 1 — RESULTS

WA4

**Aid used:**

- 1. None
- 2. Cane
- 3. Walker or rollator
- 9. Other, specify:

WA5

- 1. COMPLETED
- 2. ATTEMPTED
- 3. NOT ATTEMPTED

WA6

WA7

**Completion time:**

SECS		1/100	



**WALKING COURSE 2**  
Next Page



**Reasons not attempted:**  
Mark all that apply

- 1. SP felt unsafe
- 2. Proxy felt unsafe for SP
- 3. You felt unsafe for SP/SP unsteady with support
- 4. SP unable to understand directions
- 5. No appropriate space
- 9. Other, specify:



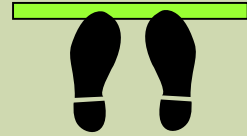
## WALKING COURSE 2

- *Reset stopwatch to 0:00'00"00*

**Now I want you to repeat the walk. Remember to walk at your usual pace, and go all the way past the tape at the other end of the course.**

*Help SP into position:*

- *Stand slightly behind and to the side*
- *Hold stopwatch behind SP's back*
- *Check SP's feet position: both feet on start line*



**When I want you to start, I will say "Ready, begin."**

YES



NO

GO TO WA9 ☒ 3. Not attempted

**Ready, begin.**

- *Start stopwatch when either of SP's feet moves*
- *Walk slightly behind and to the side of SP*
- *Stop timing when one of SP's feet completely crosses end line*



# WALKING COURSE 2 — RESULTS

WA8

**Aid used:**

- 1. None
- 2. Cane
- 3. Walker or rollator
- 9. Other, specify:

WA9

- 1. COMPLETED
- 2. ATTEMPTED
- 3. NOT ATTEMPTED

WA10

WA11

**Completion time:**

SECS		1/100	



**CHAIR STANDS**  
Next Page



**CHAIR STANDS**  
Next Page

**Reasons not attempted:**  
Mark all that apply

- 1. SP felt unsafe
- 2. Proxy felt unsafe for SP
- 3. You felt unsafe for SP/SP unsteady with support
- 4. SP unable to understand directions
- 9. Other, specify:



**CHAIR STANDS**  
Next Page

Walking Course



THIS PAGE INTENTIONALLY LEFT BLANK



## CHAIR STANDS

Chair Stands Administration:

CH1

YES



NO

GO TO GRIP STRENGTH p.28

- Look for appropriate chair(s) for activity (hard back and preferably no arms), you may need to look in a hallway or nearby room
- An SP in a wheelchair can use it as a chair if SP can get up from it without help

Is there an appropriate chair available?

CH2

YES



NO

GO TO CH7 ☒ 3. Not attempted

- Place chair for SP with its back against a wall or other solid vertical surface
- Get out measuring tape
- When measuring chair height, ignore plush removable cushions, and always round down to nearest inch


## SINGLE CHAIR STAND

Next I'm going to ask you to stand up, keeping your arms folded across your chest. I want you to fold your arms across your chest and sit so that your feet are on the floor. Then, I'll ask you to stand up, keeping your arms folded across your chest.

*Demonstrate standing from a seated position with your arms folded across your chest*

Do you think it would be safe to try this?

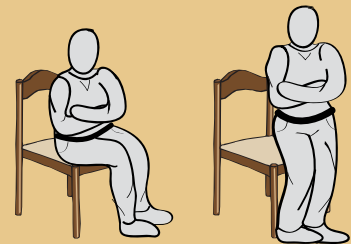
CH3

YES 

NO

GO TO CH7  3. Not attempted 

- Check SP's chair is secure against wall
- Stand in front of SP
- Check SP's position: sitting with arms folded over chest



Are you ready?

YES 

NO

GO TO CH7  3. Not attempted 

Stand.

CH4

NOT COMPLETED 

COMPLETED

GO TO CH5 Record chair height 

Let's try again, this time using your arms.

- Check SP's position: sitting

Are you ready?

- Confirm SP is ready

Stand.



# SINGLE CHAIR STAND — RESULT

CH5	CH6
<b>Chair Height:</b> <div style="display: flex; align-items: center; margin-top: 10px;"> <div style="border: 1px solid black; width: 30px; height: 30px; margin-right: 5px;"></div> <div style="border: 1px solid black; width: 30px; height: 30px; margin-right: 5px;"></div> <span style="margin-left: 10px;">INCHES</span> </div>	<input type="checkbox"/> WHEELCHAIR USED

CH7		
<input type="checkbox"/> 1. COMPLETED	<input type="checkbox"/> 2. ATTEMPTED	<input type="checkbox"/> 3. NOT ATTEMPTED
CH8		CH9
<b>Arm Use:</b> <input type="checkbox"/> 1. With arms <input type="checkbox"/> 2. Without arms <div style="text-align: center; margin-top: 20px;"> <p style="margin: 5px 0;"><b>REPEATED CHAIR STANDS</b></p> <p style="margin: 0;">Next Page</p> </div>	<div style="margin-bottom: 20px;"> </div> <div> </div>	<b>Reasons not attempted:</b> <u>Mark all that apply</u> <input type="checkbox"/> 1. SP felt unsafe <input type="checkbox"/> 2. Proxy felt unsafe for SP <input type="checkbox"/> 3. You felt unsafe for SP/SP unsteady with support <input type="checkbox"/> 4. SP unable to understand directions <input type="checkbox"/> 5. No appropriate chair <input type="checkbox"/> 9. Other, specify: <div style="border: 1px solid black; height: 60px; margin-top: 5px;"></div> <div style="text-align: center; margin-top: 20px;"> </div>

Chair Stands

## REPEATED CHAIR STANDS

Now, I'm going to ask you to do the same movement, but this time as **QUICKLY** as you can 5 times without stopping in between. After standing up each time, sit back down and then stand up again. Remember to keep your arms folded across your chest. I will count out loud as you stand "1, 2, 3, 4, 5" and time you with a stopwatch.

➤ Demonstrate standing from a seated position with your arms folded across your chest

Do you think it would be safe to try this?

CH10

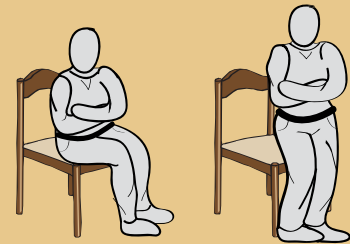
YES



NO

GO TO CH12 ☒ 3. Not attempted

- Stand in front of SP
- Reset stopwatch to 0:00'00"00.
- Check SP's position: sitting with arms folded over chest



Are you ready?

YES



NO

GO TO CH12 ☒ 3. Not attempted

Stand.

- Start stopwatch
- Count the number of stands out loud (1, 2, 3, 4, 5) each time SP rises

➤ Stop timing when SP has stood up the 5th time

GO TO CH12 ☒ 1. Completed

➤ Stop timing if: SP uses his/her arms, has not completed 5 stands in 1 minute, or you become concerned for SP's safety

GO TO CH12 ☒ 2. Attempted

If SP becomes tired, short of breath, or stops before completing 5 stands, ask:

Can you continue?

CH11

YES



NO

GO TO CH12 ☒ 2. Attempted

➤ Continue counting & timing





# REPEATED CHAIR STANDS — RESULTS

CH12

1. COMPLETED

2. ATTEMPTED

3. NOT ATTEMPTED

CH13

CH14

CH16

Completion time:

--	--	--	--

SECS

1/100



**GRIP STRENGTH**

Next Page

# of stands completed:

1    2    3    4

CH15

Reasons not completed:

**Mark all that apply**

- 1. SP became tired or short of breath
- 2. SP used SP's arms
- 3. All stands not completed in 1 min
- 4. You were concerned for SP's safety
- 5. SP stopped and was unable to continue
- 9. Other, specify:



**GRIP STRENGTH**

Next Page

Reasons not attempted:

**Mark all that apply**

- 1. SP felt unsafe
- 2. Proxy felt unsafe for SP
- 3. You felt unsafe for SP/SP unsteady with support
- 4. SP unable to understand directions
- 9. Other, specify:



**GRIP STRENGTH**

Next Page

Chair Stands



THIS PAGE INTENTIONALLY LEFT BLANK



## GRIP STRENGTH

Grip Strength Administration:

GR1

YES RIGHT



YES LEFT

NO

GO TO WAIST CIRCUMFERENCE p.34

- Remove the dynamometer from its case. If the display shows no numbers, press **ON/OFF** to turn on
- As marked in grip strength administration box, set "L" for left hand, or "R" for right hand. Press **SELECT TEST** until the correct letter appears
- Set the number of trials to 1. If needed, press **# OF TRIALS** until 1 appears
- Wipe dynamometer handle with an antibacterial cloth

- Make sure readings are displaying in KG
- If SP has a very large hand, you can adjust the grip position to 3
- If no numbers appear on the dynamometer display when you turn it on, check that the batteries are connected properly, and replace them if necessary



## GRIP STRENGTH 1

Next, I'm going to ask you to try to squeeze this handle using your (right/left) hand.

► *Demonstrate grip position while sitting with your arm in an L shape, and the dynamometer or forearm resting on a stable surface*

First, bend your elbow with your arm against your side. Then grab the two pieces of metal together like this and squeeze as hard as you can. The metal will not move, but the display will give me a measure of your grip. I will ask you to do this 2 times with the same hand. If you feel any pain or discomfort, tell me, and we will stop.

Do you think it would be safe to try this?

GR2

YES



NO

GO TO GR5 ☒ 3. Not attempted

► *Press the "TEST" button and then hand dynamometer to SP*

Please get in position, but don't squeeze until I say "begin." Hold the handle while you bend your elbow with your arm against your side.

► *Check SP's position: sitting with arm in L shape*

Are you ready?

YES



NO

GO TO GR3 ☒ Hand tested

Begin.

*When SP begins squeezing, say:*

**Squeeze, squeeze, squeeze!**


*When the numbers on the display stop changing, say:*

Stop.



# GRIP STRENGTH 1 — RESULTS

<b>GR3</b>	<b>GR4</b>
<b>Hand tested:</b> <input type="checkbox"/> RIGHT <input type="checkbox"/> LEFT	<input type="checkbox"/> GRIP POSITION SET TO 3

<b>GR5</b>	
<input type="checkbox"/> 1. COMPLETED	<input type="checkbox"/> 2. ATTEMPTED
<b>GR6</b>	<b>GR7</b>
<b>Display reading:</b> <input type="text"/> <input type="text"/> <input type="text"/> KG   <b>GRIP STRENGTH 2</b> Next Page	<div style="text-align: center; border: 1px solid black; padding: 5px; margin: 10px 0;"> <b>GO TO WAIST CIRCUMFERENCE p.34</b> </div> <b>Reasons not attempted:  <u>Mark all that apply</u></b> <ul style="list-style-type: none"> <li><input type="checkbox"/> 1. SP felt unsafe</li> <li><input type="checkbox"/> 2. Proxy felt unsafe for SP</li> <li><input type="checkbox"/> 3. You felt unsafe for SP/SP unsteady with support</li> <li><input type="checkbox"/> 4. SP unable to understand directions</li> <li><input type="checkbox"/> 9. Other, specify:  <input style="width: 100%; height: 40px; margin-top: 5px;" type="text"/></li> </ul> <div style="text-align: center; border: 1px solid black; padding: 5px; margin-top: 10px;"> <b>GO TO WAIST CIRCUMFERENCE p.34</b> </div>




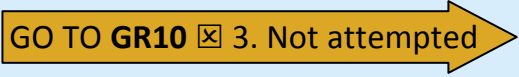
## GRIP STRENGTH 2

- Press the "RESET" button to set display back to 0.0
- Press the "TEST" button and then hand dynamometer to SP

Now let's try a second time. Remember to hold the handle while you bend your elbow and with your arm against your side, but don't squeeze until I say "begin."

- Check SP's position: sitting with arm in L shape

Are you ready?

YES 	NO 
---	---

Begin.

When SP begins squeezing, say:

Squeeze, squeeze, squeeze!




When the numbers on the display stop changing, say:

Stop.



# GRIP STRENGTH 2 — RESULTS

<b>GR8</b>	<b>GR9</b>
<b>Hand tested:</b> <input type="checkbox"/> RIGHT <input type="checkbox"/> LEFT	<input type="checkbox"/> GRIP POSITION SET TO 3

<input type="checkbox"/> 1. COMPLETED	<input type="checkbox"/> 2. ATTEMPTED	<input type="checkbox"/> 3. NOT ATTEMPTED
<b>GR11</b>		<b>GR12</b>
<b>Display reading:</b> <input type="text"/> <input type="text"/> <input type="text"/> KG   <b>WAIST CIRCUMFERENCE</b> Next Page	 <b>WAIST CIRCUMFERENCE</b> Next Page	<b>Reasons not attempted:</b> <u>Mark all that apply</u> <input type="checkbox"/> 1. SP felt unsafe <input type="checkbox"/> 2. Proxy felt unsafe for SP <input type="checkbox"/> 3. You felt unsafe for SP/SP unsteady with support <input type="checkbox"/> 4. SP unable to understand directions <input type="checkbox"/> 9. Other, specify: <input type="text"/>   <b>WAIST CIRCUMFERENCE</b> Next Page

Grip Strength



THIS PAGE INTENTIONALLY LEFT BLANK





## WAIST CIRCUMFERENCE

- *Wipe down flexible measuring tape with antibacterial cloth.*
- *Determine position for SP to perform activity:*
  - *If SP can stand unassisted, perform activity with SP **standing up***
  - *If SP cannot stand or has difficulty, perform activity with SP **sitting***
  - *If SP cannot sit unassisted, perform activity with SP **lying down***
- *When administering activity, check that measuring tape:*
  - *Is horizontal all the way around SP's waist*
  - *Is lined up with SP's navel*
  - *Is snug but not tight*
  - *Has large numbers facing out*
  - *Has end that starts with 1" overlapping end with higher numbers*

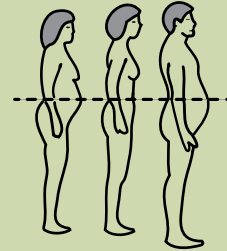


## WAIST CIRCUMFERENCE


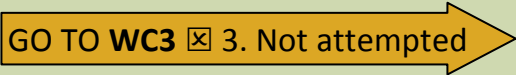
Next I'm going to measure your waist circumference. While standing up, I will ask you to place this soft measuring tape around your waist, over your clothing, holding it securely at the level of your navel or belly button.

► *Demonstrate wrapping measuring tape around navel*

Once the tape measure is in place, I will ask you to take a normal breath and exhale, holding your breath at the end of the exhale. I will then record the measurement.



Do you think it would be safe to try this?

WC1	
<input type="checkbox"/> YES 	<input type="checkbox"/> NO 

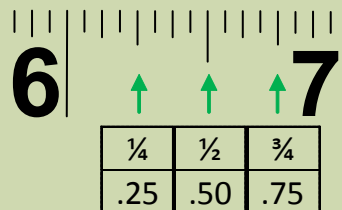
Please point to your navel. Now take this measuring tape and place it around your waist at the level of your navel.

► *If SP cannot wrap measuring tape around waist by self, have SP hold one end at navel while you bring around other end, then hand to SP.*

Please take a normal breath and exhale, holding your breath at the end of the exhale.

► *Record measurement on the tape to the nearest 1/4 inch after SP exhales*

You can stop now.



# WAIST CIRCUMFERENCE — RESULTS

WC2

**Measurement difficulties (mark all that apply):**

- 1. None
- 2. SP had breathing difficulties
- 3. SP unable to hold breath at end of exhale
- 4. SP gave less than full effort due to illness, pain, or other symptoms or discomfort
- 5. SP gave less than full effort for non-health reason
- 6. SP had difficulty or unable to locate navel
- 9. Other, specify:

WC3

<input type="checkbox"/> 1. COMPLETED	<input type="checkbox"/> 2. ATTEMPTED	<input type="checkbox"/> 3. NOT ATTEMPTED						
<div style="text-align: right; border: 1px solid black; padding: 2px; font-size: small;">WC4</div> <p><b>Tape measure reading:</b></p> <table style="width: 100%; border-collapse: collapse;"> <tr> <td style="width: 20px; height: 30px; border: 1px solid black;"></td> <td style="width: 20px; height: 30px; border: 1px solid black;"></td> <td style="width: 10px; text-align: center; vertical-align: middle;">.</td> <td style="width: 20px; height: 30px; border: 1px solid black;"></td> <td style="width: 20px; height: 30px; border: 1px solid black;"></td> <td style="padding-left: 10px;">INCHES</td> </tr> </table>			.			INCHES	<p><b>PEAK AIR FLOW</b> Next Page</p>	<div style="text-align: right; border: 1px solid black; padding: 2px; font-size: small;">WC8</div> <p><b>Reasons not attempted:</b> <u>Mark all that apply</u></p> <ul style="list-style-type: none"> <li><input type="checkbox"/> 1. SP felt unsafe</li> <li><input type="checkbox"/> 2. Proxy felt unsafe for SP</li> <li><input type="checkbox"/> 3. You felt unsafe for SP/SP unsteady with support</li> <li><input type="checkbox"/> 4. SP unable to understand directions</li> <li><input type="checkbox"/> 5. SP Refused</li> <li><input type="checkbox"/> 9. Other, specify: <div style="border: 1px solid black; height: 60px; width: 100%; margin-top: 5px;"></div></li> </ul> <div style="text-align: center; margin-top: 20px;"> <p><b>PEAK AIR FLOW</b> Next Page</p> </div>
		.			INCHES			
<div style="text-align: right; border: 1px solid black; padding: 2px; font-size: small;">WC5</div> <p><input type="checkbox"/> Bulky clothing worn</p>								
<div style="text-align: right; border: 1px solid black; padding: 2px; font-size: small;">WC6</div> <p><b>Measured by:</b></p> <p><input type="checkbox"/> 1. You    <input type="checkbox"/> 2. SP</p>								
<div style="text-align: right; border: 1px solid black; padding: 2px; font-size: small;">WC7</div> <p><b>Activity position:</b></p> <ul style="list-style-type: none"> <li><input type="checkbox"/> 1. Standing</li> <li><input type="checkbox"/> 2. Sitting</li> <li><input type="checkbox"/> 3. Lying down</li> </ul> <div style="text-align: center; margin-top: 20px;"> <p><b>PEAK AIR FLOW</b> Next Page</p> </div>								

Waist Circumference



THIS PAGE INTENTIONALLY LEFT BLANK



## PEAK AIR FLOW

- Remove peak air flow meter from case and wipe with antibacterial cloth
- Attach interviewer cardboard mouthpiece to meter
- Determine position for SP to perform activity:
  - If SP can stand unassisted, perform activity with SP **standing up**
  - If SP cannot stand or has difficulty, perform activity with SP **sitting**
  - If SP cannot sit unassisted, perform activity with SP **lying down**
- Allow for **at least 30 seconds** between SP attempts
- When reading peak air flow meter, if the sliding marker falls between two hash marks, round **down** to the next number


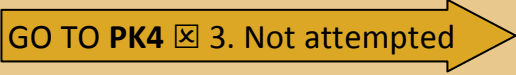
## PEAK AIR FLOW 1

Now I'm going to ask you to perform a simple activity that will measure how fast you can push out air from your lungs. When you blow into this instrument, the value of the biggest, fastest "huff" of air will be recorded. It is important that you blow as hard and as fast as you can. I would like you to perform the activity 2 times.

When we are ready to begin, I'll ask you to get into position. Take as deep a breath as possible. Open your mouth and close your lips firmly around the outside of the mouthpiece, and then blow as hard and as fast as you can into the mouthpiece. Like this.

➤ *Demonstrate activity position and movement*

Do you think it would be safe to try this?

PK1	
<input type="checkbox"/> YES 	<input type="checkbox"/> NO 

- *Remove interviewer mouthpiece from meter*
- *Help SP into position, hand meter to SP*
- *Open sealed bag with SP mouthpiece*

Please take this new mouthpiece out of the bag and fit it into the meter. Tap it lightly with the palm of your hand to make sure it is firmly attached.

- *Check SP's position: mouthpiece attached, meter in hands, fingers clear of sliding marker and air holes*
- *Reset meter to 0*

Please take a deep breath, place your lips around the outside of the mouthpiece, and blow as hard and as fast as you can into the mouthpiece.



# PEAK AIR FLOW 1 — RESULTS

PK2

**Activity position:**

- 1. Standing
- 2. Sitting
- 3. Lying down

PK3

**Effort given:**

- 1. Full effort
- 2. SP gave less than full effort due to illness, pain, or other symptoms or discomfort
- 3. SP gave less than full effort for non-health reason

PK4

1. COMPLETED

2. ATTEMPTED

3. NOT ATTEMPTED

PK5

**Meter reading:**

--	--	--

L/MIN



**PEAK AIR FLOW 2**  
Next Page

PK6

**Reasons not attempted:**  
Mark all that apply

- 1. SP felt unsafe
- 2. Proxy felt unsafe for SP
- 3. You felt unsafe for SP/SP unsteady with support
- 4. SP unable to understand directions
- 9. Other, specify:

**GO TO CLOSING p.44**



## PEAK AIR FLOW 2

➤ *Reset meter to 0*

Now let's try a second time. Again, place your lips around the outside of the mouthpiece, and blow as hard and as fast as you can into the mouthpiece.





# PEAK AIR FLOW 2 — RESULTS

PK7

**Activity position:**

- 1. Standing
- 2. Sitting
- 3. Lying down

PK8

**Effort given:**

- 1. Full effort
- 2. SP gave less than full effort due to illness, pain, or other symptoms or discomfort
- 3. SP gave less than full effort for non-health reason

PK9

1. COMPLETED

2. ATTEMPTED

3. NOT ATTEMPTED

PK10

**Meter reading:**

--	--	--

L/MIN

  
**CLOSING**  
 Next Page

PK11

**Reasons not attempted:**  
Mark all that apply

- 1. SP felt unsafe
- 2. Proxy felt unsafe for SP
- 3. You felt unsafe for SP/SP unsteady with support
- 4. SP unable to understand directions
- 9. Other, specify:

  
**CLOSING**  
 Next Page



THIS PAGE INTENTIONALLY LEFT BLANK



## CLOSING

Record end time:

<input type="text"/>	<input type="text"/>	:	<input type="text"/>	<input type="text"/>	<input type="checkbox"/> AM
<input type="text"/>	<input type="text"/>	:	<input type="text"/>	<input type="text"/>	<input type="checkbox"/> PM
HRS			MINS		

Put away all equipment:

- Remove SP mouthpiece from peak flow meter and put in trash bag
- Place peak flow meter and dynamometer in proper cases
- Remove all tape from floor
- Gather up all trash, put in bag
- Put all equipment in NHATS tote bag
- Return any borrowed chairs to original area
- Rearrange any moved furniture to original position

GO TO CAPI

Closing



---

## NHATS Round 5

Section      HW      [HEIGHT AND WEIGHT]

Sequence: 29

---

**HW1PRE**

**HW1PRE**

NOT ON FILE

**QUESTION TEXT:**

Now, I have a few questions about {your/SP's} height and weight.

PRESS 1 AND ENTER TO CONTINUE

---

**HW2**

**hw5currweigh**

R5 HW2 YOU CURRENTLY WEIGH

**QUESTION TEXT:**

How much {do you/does SP} currently weigh?

ENTER WEIGHT IN POUNDS

**ENTER NUMBER**

Range

65 to 600

Soft Range

90 to 300

REFUSED

DON'T KNOW

**PROGRAMMER INSTRUCTIONS:**

Hard range: 65-600.

Soft range: 90-300.

---

**BOX HW3**

**BOX HW3**

NOT ON FILE

If NEWSAMPLE flag=1 (YES), go to HW3.

Otherwise, go to HW4.

---

**HW3**

**hw5weighat50**

R5 HW3 WEIGH AT ABOUT AGE 50

**DISPLAY INSTRUCTIONS:**

Display "age 50" in bold underlined text.

**QUESTION TEXT:**

What was {your/SP's} usual weight at about age 50? If you don't remember exactly, please make your best guess.

ENTER WEIGHT IN POUNDS

**ENTER NUMBER**

Range

65 to 600

Soft Range

90 to 300

REFUSED

DON'T KNOW

**PROGRAMMER INSTRUCTIONS:**

Hard range: 65-600.  
Soft range: 90-300.

**HW4**

**hw5l1st10pnds**

R5 HW4 LOST 10 POUNDS IN LAST YR

**DISPLAY INSTRUCTIONS:**

Display "lost 10 or more pounds" in bold underlined text.

**QUESTION TEXT:**

{Have you/Has SP} lost 10 or more pounds in the last 12 months?

**CODES**

1	YES	
2	NO	HW7
	REFUSED	HW7
	DON'T KNOW	HW7

**HW5**

**hw5trytolose**

R5 HW5 WERE YOU RYNG LOSE WEGHT

**QUESTION TEXT:**

{Were you/Was SP} trying to lose weight?

**CODES**

1	YES
2	NO
	REFUSED
	DON'T KNOW

**HW7**

**hw5howtallft**

R5 HW7 HOW TALL ARE YOU FEET

**DISPLAY INSTRUCTIONS:**

Display HW7 and HW8 on the same screen.

**QUESTION TEXT:**

How tall {are you/is SP}?

ENTER HEIGHT IN FEET

**ENTER NUMBER**

Range	3 to 7
Soft Range	4 to 6
REFUSED	BOX HW9
DON'T KNOW	BOX HW9

**PROGRAMMER INSTRUCTIONS:**

Hard range: 3-7.  
Soft range: 4-6.

**HW8**

**hw5howtallin**

R5 HW8 HOW TALL ARE YOU INCHES

**DISPLAY INSTRUCTIONS:**

Display HW7 and HW8 on the same screen.

**QUESTION TEXT:**

[How tall {are you/is SP}?:]

ENTER HEIGHT IN INCHES

**ENTER NUMBER**

Range 0 to 11  
REFUSED  
DON'T KNOW

**PROGRAMMER INSTRUCTIONS:**

Range 0-11

---

**BOX HW9**

**BOX HW9**

NOT ON FILE

If NEWSAMPLE flag = 1 (YES), go to HW9.

Otherwise, go to Section EL - Early Life.

---

**HW9**

**hw5tal50feet**

R5 HW9 TALL WOT SHOE AGE 50 FEET

**DISPLAY INSTRUCTIONS:**

Display HW9 and HW10 on the same screen.

Display "age 50" in bold underlined text.

**QUESTION TEXT:**

How tall {were you/was SP} without shoes at about age 50? If you don't remember exactly, please make your best guess.

ENTER HEIGHT IN FEET

**ENTER NUMBER**

Range 3 to 7  
Soft Range 4 to 6  
REFUSED SECTION EL  
DON'T KNOW SECTION EL

**PROGRAMMER INSTRUCTIONS:**

Hard range: 3-7.

Soft range: 4-6.

---

**HW10**

**hw5tal50inch**

R5 HW10 TALL WOUT SHOE 50 INCHES

**DISPLAY INSTRUCTIONS:**

Display HW9 and HW10 on the same screen.

Display "age 50" in bold underlined text.

**QUESTION TEXT:**

[How tall {were you/was SP} without shoes at about age 50? If you don't remember exactly, please make your best guess.]

ENTER HEIGHT IN INCHES

**ENTER NUMBER**

Range

0 to 11

REFUSED

DON'T KNOW

**PROGRAMMER INSTRUCTIONS:**

Range 0-11

Go to Section EL - Early Life

---

---

# NHATS Round 5

Section EL [EARLY LIFE]

Sequence: 30

---

**BOX EL1PRE**

**BOX EL1PRE**

NOT ON FILE

If NEWSAMPLE flag = 1 (YES), go to EL1PRE..  
Otherwise, go to BOX EL11.

---

**EL1PRE**

**EL1PRE**

NOT ON FILE

**QUESTION TEXT**

Now I want to ask a few questions about when {you were/SP was} younger.

PRESS 1 AND ENTER TO CONTINUE

---

**EL1**

**e15borninus**

R5 EL1 WERE YOU BORN IN THE US

**QUESTION TEXT:**

{Were you/Was SP} born in the United States?

**CODES**

1	YES	
2	NO	EL3
	REFUSED	EL3
	DON'T KNOW	EL3

---

**EL2**

**e15stateborn (Restricted)**

R5 EL2 WHAT STATE WERE YOU BORN

**QUESTION TEXT:**

In what state {were you/was SP} born?

TYPE THE FIRST LETTER OF THE STATE, THEN USE ARROW KEYS IF NEEDED TO LOCATE STATE,  
AND PRESS ENTER TO SELECT

REFUSED	EL5
DON'T KNOW	EL5

---

**PROGRAMMER INSTRUCTIONS:**

Use lookup file (59STATERR) of state names.  
Display response label for state name selected.  
All responses skip to EL5.

---

**EL3**

**e15cntryborn (Restricted)**

R5 EL3 WHAT CONTRY WERE YOU BORN

**QUESTION TEXT:**

In what country {were you/was SP} born?

TYPE THE FIRST 3 LETTERS OF THE COUNTRY. THEN USE ARROW KEYS TO LOCATE COUNTRY, AND  
PRESS ENTER TO SELECT. IF COUNTRY IS NOT LISTED, SELECT 'NOT ON LIST'



REFUSED  
DON'T KNOW

**PROGRAMMER INSTRUCTIONS:**

Use the 'Country List' as lookup file.  
Enable alphabetic search.  
Display response label for country selected  
If "NOT ON LIST SELECTED", go to EL3a.  
Otherwise, go to EL4a.

---

**EL3A**                                      **el5spbrcntry (Restricted)**                      R5 EL3A SPECIFY COUNTRY OF BIRTH

**QUESTION TEXT:**

SPECIFY COUNTRY OF BIRTH

ENTER TEXT

**ENTER TEXT**

Length                                      50

---

**EL4A**                                      **el5yrcametus (Restricted)**                      R5 EL4A YEAR CAME TO LIVE IN US

**QUESTION TEXT:**

In about what year did {you/SP} first come to live in the United States?

ENTER YEAR [EL5]

**ENTER NUMBER**

REFUSED                                      EL5  
DON'T KNOW

**PROGRAMMER INSTRUCTIONS:**

Hard range CURRENT YEAR – 110  
Soft range CURRENT YEAR – 65

If year entered is  $\leq$  SP BIRTH YEAR from IS6, display error message "INVALID RESPONSE. YEAR CAME TO UNITED STATES CANNOT BE EARLIER THAN SP BIRTH YEAR."

---

**EL4B**                                      **el5agecomlus(restricted)**                      R5 EL4B AGE CAME TO LIVE IN US

**QUESTION TEXT:**

At about what age did {you/SP} first come to live in the United States?

IF LESS THAN 1 YEAR OLD, ENTER 0

ENTER AGE

**ENTER NUMBER**

Range                                      0 to 110  
Soft Range                                      0 to 65  
REFUSED

DON'T KNOW

**PROGRAMMER INSTRUCTIONS:**

Hard range 0-110  
Soft range 0-65

If age entered > SP AGE, display error message "INVALID RESPONSE. AGE CAME TO UNITED STATES CANNOT BE GREATER THAN CURRENT AGE."

---

**EL5**

**e15hlthchild**

R5 EL5 YOUR HELATH AS CHILD

**QUESTION TEXT:**

Thinking about when {you were/SP was} growing up, would you say that {you/his/her} health as a child was excellent, very good, good, fair, or poor?

**CODES**

- |   |            |
|---|------------|
| 1 | EXCELLENT  |
| 2 | VERY GOOD  |
| 3 | GOOD       |
| 4 | FAIR       |
| 5 | POOR       |
|   | REFUSED    |
|   | DON'T KNOW |

---

**EL6**

**e15fingrowup**

R5 EL6 WELL OFF FINANLY GROWG UP

**QUESTION TEXT:**

SHOW CARD EL1

How well off financially {was your/was SP's} family when {you were/{he/she} was} growing up? Was it well off, above average, average, below average, or poor?

**CODES**

- |   |               |
|---|---------------|
| 1 | WELL OFF      |
| 2 | ABOVE AVERAGE |
| 3 | AVERAGE       |
| 4 | BELOW AVERAGE |
| 5 | POOR          |
|   | REFUSED       |
|   | DON'T KNOW    |

---

**EL7**

**e15lvbpar15**

R5 EL7 LIV W BTH PRNTS TO AGE 15

**DISPLAY NSTRUCTIONS:**

Display "both" in bold underlined text.

**QUESTION TEXT:**

Did {you/SP} live with both of {your/his/her} parents (birth or adopted) for most of {your/his/her} childhood up to the age of 15?

**CODES**

1	YES	BOX EL9
2	NO	
	REFUSED	BOX EL9
	DON'T KNOW	BOX EL9

**EL8**

**el5lvwmofaor**

R5 EL8 LIV W MOTHER FATHR OR OTH

**QUESTION TEXT:**

Did {you/SP} live with {your/his/her} mother only, {your/his/her} father only, another relative, or with non-relatives?

**CODES**

1	MOTHER ONLY
2	FATHER ONLY
3	ANOTHER RELATIVE
4	NON-RELATIVES
5	VARIED/MOVED AROUND
	REFUSED
	DON'T KNOW

**BOX EL9**

**BOXEL9**

NOT ON FILE

If (EL1=2 (NO, BORN OUTSIDE THE U.S.), DK, or RF) and (EL4b>15 or (EL4a-SP'S BIRTH YEAR>15)), go to EL10.  
Otherwise, go to EL9a.

**EL9A**

**el5lvctytn15 (Restricted)**

R5 EL9A WHR LIV CITY/TOWN AGE 15

**QUESTION TEXT:**

Where did {you/SP} live when {you were/{he/she} was} age 15?

ENTER CITY/TOWN

CONFIRM SPELLING

**ENTER TEXT**

Length

25

**EL9B**

**el5stlivag15 (Restricted)**

R5 EL9B STATE LIVED AT AGE 15

**QUESTION TEXT:**

[Where did {you/SP} live when {you were/{he/she} was} age 15?]

TYPE THE FIRST LETTER OF THE STATE, THEN USE ARROW KEYS IF NEEDED TO LOCATE STATE, AND PRESS ENTER TO SELECT.

REFUSED

DON'T KNOW

**PROGRAMMER INSTRUCTIONS:**

Use the lookup file (59STATERR) of state names.

Display response label for state name selected.

---

**EL10**

**el5higstschl**

R5 EL10 HGHST DGREE SCOOOL COMPLD

**QUESTION TEXT:**

SHOW CARD EL2

What is the highest degree or level of school {you/SP} completed?

**CODES**

- |   |  |
|---|--|
| 1 | NO SCHOOLING COMPLETED   |
| 2 | 1 <sup>ST</sup> -8 <sup>TH</sup> GRADE   |
| 3 | 9 <sup>TH</sup> -12 <sup>TH</sup> GRADE (NO DIPLOMA)   |
| 4 | HIGH SCHOOL GRADUATE (HIGH SCHOOL DIPLOMA OR EQUIVALENT)   |
| 5 | VOCATIONAL, TECHNICAL, BUSINESS, OR TRADE SCHOOL CERTIFICATE OR DIPLOMA (BEYOND HIGH SCHOOL LEVEL) |
| 6 | SOME COLLEGE BUT NO DEGREE   |
| 7 | ASSOCIATE'S DEGREE   |
| 8 | BACHELOR'S DEGREE  |
| 9 | MASTER'S, PROFESSIONAL, OR DOCTORAL DEGREE   |
|   | REFUSED  |
|   | DON'T KNOW   |

---

**BOX EL11**

**BOXEL11**

NOT ON FILE

If LAST INT EL11 = 2 (NO), RF, or DK, SET CURRENT INT EL11 = VALUE OF LAST INT and go to BOX EL12.  
Else, if any HOUSEHOLD MEMBER RELATIONSHIP = 13 (MOTHER), set EL11=1 (YES) and go to BOX EL12.  
Otherwise, go to EL11

---

**EL11**

**el5mothalive**

R5 EL11 YOUR MOTHER STILL LIVING

**QUESTION TEXT:**

Is {your/SP's} mother still living?

**CODES**

- |   |            |
|---|------------|
| 1 | YES        |
| 2 | NO         |
|   | REFUSED    |
|   | DON'T KNOW |

---

**BOX EL12**

**BOXEL12**

NOT ON FILE

If LAST INT EL12 = 2 (NO), RF, or DK, SET CURRENT INT EL12 = VALUE OF LAST INT and go to Section NA - Names.  
Else, if any HOUSEHOLD MEMBER RELATIONSHIP = 16(FATHER), set EL12=1 (YES) and go to Section NA - Names.  
Otherwise go to EL12

**QUESTION TEXT:**

Is {your/SP's} father still living?

**CODES**

- 1 YES
- 2 NO
- REFUSED
- DON'T KNOW

**PROGRAMMER INSTRUCTIONS:**

Go to Section NA – Names.

---

**Derived Variables from Items in EL Section**

e15dsameres	R5 D CITY STATE NOW AND AGE 15
-------------	--------------------------------

---

## NHATS Round 5

Section NA [NAMES]

Sequence: 31

---

**BOX NA1PRE**

**BOX NA1PRE**

NOT ON FILE

If NEWSAMPLE flag=1 (YES) and [EL1 = 1 (BORN IN US) or EL4A ≤ 1940 (CAME TO US BY 1940) or [EL1 = 2 (BORN OUTSIDE US) and EL4A = DK or RF and EL4B <> DK, RF and (EL4B + SP YEAR OF BIRTH) ≤ 1940]] set INUS1940 flag = 1 (YES).

Else if R1 EL1 = 1 (BORN IN US) or R1 EL4A ≤ 1940 (CAME TO US BY 1940) or [R1 EL1 = 2 (BORN OUTSIDE US) and R1 EL4A = DK or RF and R1 EL4B <> DK, RF and (R1 EL4B + SP YEAR OF BIRTH) ≤ 1940] set INUS1940 flag = 1 (YES).

If [SP YEAR OF BIRTH ≤ 1939 or (SP YEAR OF BIRTH = 1940 and SP MONTH OF BIRTH = 1 (JANUARY), 2 (FEBRUARY) or 3 (MARCH))] and INUS1940 flag = 1 (YES), go to NA1PRE.

Otherwise, go to Section RL – Race, Ethnicity, and Language.

---

**NA1PRE**

**NA1PRE**

NOT ON FILE

**DISPLAY INSTRUCTIONS:**

If SP YEAR OF BIRTH < 1940 display “{you/SP} turned {1940 – SP YEAR OF BIRTH}”.

Else if SP YEAR OF BIRTH = 1940 display “{you were/SP was} born”.

**QUESTION TEXT:**

We would like to get historic information that is available to the public from the Census about where {you/SP} grew up and {your/his/her} family circumstances. To do this, we have a few questions about where {you/SP} lived in 1940, that is the year {you /SP} turned {1940 – SP YEAR OF BIRTH}} / {you were/SP was} born}.

PRESS 1 AND ENTER TO CONTINUE

IF RESPONDENT REFUSES/DOESN'T KNOW, PRESS 7 AND ENTER

---

**CODES**

1

CONTINUE

7

REFUSED/DON'T KNOW

Section RL

---

**NA1**

**NA1**

NOT ON FILE

**DISPLAY INSTRUCTIONS:**

Display “first” in underlined text.

**QUESTION TEXT:**

In what state {were you/was SP} living in 1940?

TYPE THE FIRST LETTER OF THE STATE, THEN USE ARROW KEYS IF NEEDED TO LOCATE STATE, AND

---

PRESS ENTER TO SELECT

**ENTER TEXT**

Length

2

**PROGRAMMER INSTRUCTIONS:**

Use lookup file (59STATETERR) of state names.  
Display state name response label.

---

**BOX NA2A**

**BOX NA2A**

NOT ON FILE

If NEWSAMPLE flag = 1 (YES) and SP YEAR OF BIRTH >= 1924 and INUS1940 flag = 1 (YES) and [EL7 = 1 (LIVED WITH BOTH PARENTS) or EL8 = 1 (LIVED WITH MOTHER ONLY)], go to NA2A.

Else if SP YEAR OF BIRTH >= 1924 and INUS1940 flag = 1 (YES) and [R1 EL7 = 1 (LIVED WITH BOTH PARENTS) or R1 EL8 = 1 (LIVED WITH MOTHER ONLY)], go to NA2A.

Else if NEWSAMPLE flag = 1 (YES) and SP YEAR OF BIRTH >= 1924 and INUS1940 flag = 1 (YES) and EL8 = 2 (LIVED WITH FATHER ONLY), go to NA3A.

Else if SP YEAR OF BIRTH >= 1924 and INUS1940 flag = 1 (YES) and R1 EL8 = 2 (LIVED WITH FATHER ONLY), go to NA3A.

Else if NEWSAMPLE flag = 1 (YES) and SP YEAR OF BIRTH >= 1924 and INUS1940 flag = 1 (YES) and EL7 (LIVED WITH BOTH PARENTS) = DK, RF, go to NA4A.

Else if SP YEAR OF BIRTH >= 1924 and INUS1940 flag = 1 (YES) and R1 EL7 (LIVED WITH BOTH PARENTS) = DK, RF, go to NA4A.

Else if NEWSAMPLE flag = 1 (YES) and SP YEAR OF BIRTH >= 1924 and INUS1940 flag = 1 (YES) and [EL8 = 3 (ANOTHER RELATIVE) or EL8 = 4 (NON-RELATIVES)], go to NA4A.

Else if SP YEAR OF BIRTH >= 1924 and INUS1940 flag = 1 (YES) and [R1 EL8 = 3 (ANOTHER RELATIVE) or R1 EL8 = 4 (NON-RELATIVES)], go to NA4A.

Otherwise, go to NA4A.

---

**NA2A**

**NA2A**

NOT ON FILE

**DISPLAY INSTRUCTIONS:**

Display "first" in underlined text.

Display NA2A and NA2B on the same screen.

**QUESTION TEXT:**

What was {your/SP's} mother's first name?

CONFIRM SPELLING

**Enter Text**

Length

45

REFUSED  
DON'T KNOW

---

**NA2B**                      **NA2B**                      NOT ON FILE

**DISPLAY INSTRUCTIONS:**

Display "last" in underlined text.

**QUESTION TEXT:**

What was {your/SP's} mother's last name?

CONFIRM SPELLING

**Enter Text**

Length    25  
REFUSED  
DON'T KNOW

---

**BOX NA3A**                      **BOX NA3A**                      NOT ON FILE

If NEWSAMPLE flag = 1 (YES) and [EL7 = 1 (LIVED WITH BOTH PARENTS) or EL8 = 2 (LIVED WITH FATHER ONLY)], go to NA3A.

Else if R1 EL7 = 1 (LIVED WITH BOTH PARENTS) or R1 EL8 = 1 (LIVED WITH FATHER ONLY), go to NA3A.

Otherwise, go to BOX NA4A.

---

**NA3A**                      **NA3A**                      NOT ON FILE

**DISPLAY INSTRUCTIONS:**

Display "first" in underlined text.

Display NA3A and NA3B on the same screen.

**QUESTION TEXT:**

What was {your/SP's} father's first name?

CONFIRM SPELLING

**Enter Text**

Length    45  
REFUSED  
DON'T KNOW

---

**NA3B**                      **NA3B**                      NOT ON FILE

**DISPLAY INSTRUCTIONS:**

Display "last" in underlined text.



**QUESTION TEXT:**

What was {your/SP's} father's last name?

CONFIRM SPELLING

**Enter Text**

Length 25  
REFUSED  
DON'T KNOW

---

**BOX NA4A**

**BOX NA4A**

NOT ON FILE

If (NA2A = NULL (NO MOTHER FIRST NAME), RF, or DK) and (NA3A = NULL (NO FATHER FIRST NAME), RF, or DK), go to NA4A.

Otherwise, go to Box NA5.

---

**NA4A**

**NA4A**

NOT ON FILE

**DISPLAY INSTRUCTIONS:**

Display "first" in underlined text.

Display NA4A and NA4B on the same screen.

**QUESTION TEXT:**

What was the first name of someone {you/SP} lived with in 1940?

CONFIRM SPELLING

ENTER 95 IF SP LIVED ALONE

**Enter Text**

Length 45  
REFUSED  
DON'T KNOW

**PROGRAMMER INSTRUCTIONS:**

If NA4A=95 (SP LIVED ALONE), go to BOX NA5.

---

**NA4B**

**NA4B**

NOT ON FILE

**DISPLAY INSTRUCTIONS:**

Display "last" in underlined text.

Display NA4A and NA4B on the same screen.

**QUESTION TEXT:**

What was that person's last name?

CONFIRM SPELLING

**Enter Text**

Length 25  
REFUSED  
DON'T KNOW

---

**BOX NA5**

**BOX NA5**

NOT ON FILE

If (SP MARITAL STATUS from PERSON ROSTER = 1 (MARRIED), 2 (LIVING WITH PARTNER), 3 (SEPARATED), 4 (DIVORCED), 5 (WIDOWED), DK or RF) and SP GENDER from PERSON ROSTER = 2 (FEMALE), go to NA5.

Otherwise, go to Section RL – Race, Ethnicity, and Language.

---

**NA5**

**NA5**

NOT ON FILE

**DISPLAY INSTRUCTIONS:**

If NA2B or NA3B <> NULL, display “And just to confirm, what”.

Otherwise, display “What”.

If SP YEAR OF BIRTH < 1940 display “{you/SP} turned {1940 - SP YEAR OF BIRTH}”.

Else if SP YEAR OF BIRTH = 1940 display “{you were/SP was} born”.

**QUESTION TEXT:**

{And just to confirm, what/What} was {your/SP’s} last name in 1940, that is, the year {{you/SP} turned {1940 - SP YEAR OF BIRTH}}/{you were/SP was} born}?

IF NOT PREVIOUSLY CONFIRMED, CONFIRM SPELLING.

**Enter Text**

Length 25

**PROGRAMMER INSTRUCTIONS:**

Go to Section RL – Race, Ethnicity, and Language.

---

---

## NHATS Round 5

Section RL [RACE, ETHNICITY, LANGUAGE]

Sequence: 32

---

**BOX RL1PRE**

**BOX RL1PRE**

NOT ON FILE

If NEWSAMPLE flag = 1 (YES), go to RL1PRE.  
Otherwise, go to Section VA - Veteran's Status

---

**RL1PRE**

**RL1PRE**

NOT ON FILE

### QUESTION TEXT

Now we'd like to ask you some questions about {your/SP's} race and ethnic background.

PRESS 1 AND ENTER TO CONTINUE

---

**RL1**

**r15yourrace1 (Sensitive)**

R5 RL1 RACE OF SP WHITE

**r15yourrace2 (Sensitive)**

R5 RL1 RACE OF SP AFRICN AMERICN

**r15yourrace3 (Sensitive)**

R5 RL1 RACE OF SP AMERICN INDIAN

**r15yourrace4 (Sensitive)**

R5 RL1 RACE OF SP ALASKA NATIVE

**r15yourrace5 (Sensitive)**

R5 RL1 RACE OF SP ASIAN

**r15yourrace6 (Sensitive)**

R5 RL1 RACE OF SP NATIVE HAWAIIAN

**r15yourrace7 (Sensitive)**

R5 RL1 RACE OF SP PACIFIC ISLNDR

**r15yourrace8 (Sensitive)**

R5 RL1 RACE OF SP OTHER SPECIFY

### QUESTION TEXT:

SHOW CARD RL1

What race {do you/does SP} consider {yourself/himself/herself} to be: White, Black or African American, American Indian, Alaska Native, Asian, Native Hawaiian, Pacific Islander, or something else?

SELECT ALL THAT APPLY

### CODES

#### Code All That Apply

1	WHITE/CAUCASIAN	BOX RL2
2	BLACK/AFRICAN AMERICAN	BOX RL 2
3	AMERICAN INDIAN	BOX RL2
4	ALASKA NATIVE	BOX RL2
5	ASIAN	BOXRL2
6	NATIVE HAWAIIAN	BOX RL2
7	PACIFIC ISLANDER	BOX RL2
8	OTHER (SPECIFY)	
	REFUSED	BOX RL2
	DON'T KNOW	BOX RL2

### PROGRAMMER INSTRUCTIONS:

Allow select all that apply.

---

**RL1A**

**RL1A**

NOT ON FILE

### QUESTION TEXT:

SPECIFY OTHER RACE

ENTER TEXT

Length

75

---

**BOX RL2**

**BOXRL2**

NOT ON FILE

If more than one response category selected at RL1, continue.

Otherwise, go to RL3.

---

**RL2**

**r15primarace (Sensitive)**

R5 RL2 RACE CONSID YRSLF PRIMRLY

**DISPLAY INSTRUCTIONS:**

Display “or” between each race in question text.

In question text, display only response categories selected at RL1.  
Display only response codes from categories selected at RL1.

**QUESTION TEXT:**

{Do you consider yourself/Does SP consider {himself/herself}} primarily {RESPONSE CATEGORIES SELECTED AT RL1}?

**CODES**

**Code All That Apply**

- |   |                              |
|---|------------------------------|
| 1 | WHITE/CAUCASIAN              |
| 2 | BLACK/AFRICAN AMERICAN       |
| 3 | AMERICAN INDIAN              |
| 4 | ALASKA NATIVE                |
| 5 | ASIAN                        |
| 6 | NATIVE HAWAIIAN              |
| 7 | PACIFIC ISLANDER             |
| 8 | OTHER RACE SPECIFIED AT RL1A |
|   | REFUSED                      |
|   | DON'T KNOW                   |

---

**RL3**

**r15hisplatno (Sensitive)**

R5 RL3 CNSDR YRSF HSPAN OR LATNO

**QUESTION TEXT:**

{Do you/Does SP} consider {yourself/himself/herself} Hispanic or Latino?

**CODES**

- |   |            |     |
|---|------------|-----|
| 1 | YES        |     |
| 2 | NO         | RL5 |
|   | REFUSED    | RL5 |
|   | DON'T KNOW | RL5 |

---

**RL4**

**r11mexpurcu1 (Sensitive)**

R5 RL4 HISP ETHNCTY MEXICAN AMER

**r11mexpurcu2 (Sensitive)**

R5 RL4 HISP ETHNCTY PUERO RICAN

**r11mexpurcu3 (Sensitive)**

R5 RL4 HISP ETHNCTY CUBAN AMER

**r11mexpurcu4 (Sensitive)**

R5 RL4 HISP ETHNCTY OTHR SPECIFY

R5 RL4 HISP ETHNCTY DOMINICAN

**r11mexpurcu5 (Sensitive)** R5 RL4 HISP ETHNCTY CENTRAL AMER  
**r11mexpurcu6 (Sensitive)** R5 RL4 HISP ETHNCTY SOUTH AMER  
**r11mexpurcu7 (Sensitive)** R5 RL4 HISP ETHNCTY SPANISH  
**r11mexpurcu8 (Sensitive)**

**QUESTION TEXT:**

SHOW CARD RL2  
 Would {you/SP} say {you are/{he/she} is} Mexican American, Puerto Rican, Cuban American, or something else?

SELECT ALL THAT APPLY

CODES	Code All That Apply	
1	MEXICAN AMERICAN/CHICANO	RL5
2	PUERTO RICAN	RL5
3	CUBAN AMERICAN	RL5
4	OTHER (SPECIFY)	
	REFUSED	RL5
	DON'T KNOW	RL5

**PROGRAMMER INSTRUCTIONS:**

Allow select all that apply.

**RL4A** **RL4A** NOT ON FILE

**QUESTION TEXT:**

SPECIFY OTHER HISPANIC OR LATINO GROUP

**ENTER TEXT**

Length 75

**RL5** **r15condspanh** R5 RL5 INTRVIW CONDCTD IN SPANSH

**QUESTION TEXT:**

IS THIS INTERVIEW BEING CONDUCTED IN SPANISH?

CODES		
1	YES	RL7
2	NO	

**RL6** **r15spkothlan** R5 RL6 SPEAK LANG OTH THN ENGLISH

**QUESTION TEXT:**

{Do you/Does SP} speak a language other than English?

CODES		
1	YES	
2	NO	SECTION VA
	REFUSED	SECTION VA

**RL7****r15unspokeng**

R5 RL7 HOW UNDRSTND SPOKEN ENGL

**QUESTION TEXT:**

How well would you say {you understand/SP understands} English when someone is speaking to {you/him/her}? Would you say very well, well, not well, or not at all?

**CODES**

- |   |            |
|---|------------|
| 1 | VERY WELL  |
| 2 | WELL       |
| 3 | NOT WELL   |
| 4 | NOT AT ALL |
|   | REFUSED    |
|   | DON'T KNOW |

**RL8****r15spkengwel**

R5 RL8 HOW WELL SPEAK ENGLISH

**QUESTION TEXT:**

How well would you say {you speak/SP speaks} English? Would you say very well, well, not well, or not at all?

**CODES**

- |   |            |
|---|------------|
| 1 | VERY WELL  |
| 2 | WELL       |
| 3 | NOT WELL   |
| 4 | NOT AT ALL |
|   | REFUSED    |
|   | DON'T KNOW |

**PROGRAMMER INSTRUCTIONS:**

Go to Section VA – Veteran's Status.

**Derived Variables from Items in RL Section****r15dracehisp**

R5 D RACE AND HISPANIC ETHNICITY

---

## NHATS Round 5

Section VA [VETERAN'S STATUS]

Sequence: 33

---

**VA1** va5serarmfor R5 VA1 SERVED IN ARMED FORCES

**QUESTION TEXT:**

Did {you/SP} ever serve on active duty in the Armed Forces of the United States?

**CODES**

1	YES	
2	NO	VA3
	REFUSED	VA3
	DON'T KNOW	VA3

---

<b>VA2</b>	va5whnserva1 (Sensitive)	R5 VA2 WHEN SERVD BEFRE NOV 1941
	va5whnserva2 (Sensitive)	R5 VA2 WHN SERVD WWII
	va5whnserva3 (Sensitive)	R5 VA2 WHN SERVD 1947 TO 1950
	va5whnserva4 (Sensitive)	R5 VA2 WHN SERVD KOREAN WAR
	va5whnserva5 (Sensitive)	R5 VA2 WHN SERVD 1955 TO 1964
	va5whnserva6 (Sensitive)	R5 VA2 WHN SERVD VIETNAM ERA
	va5whnserva7 (Sensitive)	R5 VA2 WHN SERVD 1975 TO 1990
	va5whnserva8 (Sensitive)	R5 VA2 WHN SERVD 1990 TO 2001
	va5whnserva9 (Sensitive)	R5VA2 WHN SERVD 2001 OR LATER

**QUESTION TEXT:**

SHOW CARD VA1

When did {you/SP} serve on active duty in the U.S. Armed Forces?

SELECT ALL THAT APPLY

SELECT EACH PERIOD SP SERVED, EVEN IF IT WAS ONLY FOR PART OF THE PERIOD

**CODES**

**Code All That Apply**

1	NOVEMBER 1941 OR EARLIER
2	WORLD WAR II (DECEMBER 1941-DECEMBER 1946)
3	JANUARY 1947 – JUNE 1950
4	KOREAN WAR (JULY 1950 – JANUARY 1955)
5	FEBRUARY 1955 – JULY 1964
6	VIETNAM ERA (AUGUST 1964 – APRIL 1975)
7	MAY 1975 – JULY 1990
8	AUGUST 1990 – AUGUST 2001 (INCLUDING PERSIAN GULF WAR)
9	SEPTEMBER 2001 OR LATER
	REFUSED
	DON'T KNOW

**PROGRAMMER INSTRUCTIONS:**

Allow code all that apply.

---

**VA3** va5memnatgrd R5VA3 MEMBER OF NATIONAL GUARD

**QUESTION TEXT:**

{Were you/Was SP} ever an active member of a National Guard or military reserve unit?

**CODES**

- 1 YES
- 2 NO
- REFUSED
- DON'T KNOW

---

**BOX VA4**

**BOX VA4**

NOT ON FILE

If VA1=1 (YES) or VA3=1 (YES), go to VA4.

Otherwise, go to Section WB – Well-being.

---

**VA4**

**va5disability**

R5 VA4 SERVICE RELATED DISABILITY

**QUESTION TEXT:**

{Do you/Does SP} have a disability related to service in the Armed Forces, the National Guard, or military reserve of the United States?

**CODES**

- 1 YES
- 2 NO
- REFUSED
- DON'T KNOW

**PROGRAMMER INSTRUCTIONS:**

Go to Section WB – Well-being.

---



---

## NHATS Round 5

Section      WB      [WELL-BEING]

Sequence: 34

---

**BOX WB1PRE**

**BOXWB1PRE**

NOT ON FILE

If PROXY flag=1 (YES), go to Section IP – Insurance Plans.

Otherwise, continue.

---

**WB1PRE**

**WB1PRE**

NOT ON FILE

**QUESTION TEXT**

The next few questions focus on your feelings over the last month.

PRESS 1 AND ENTER TO CONTINUE

---

**WB1**

**wb5offelche1**

R5 WB1 OFTEN YOU FEEL CHEERFUL

**wb5offelche2**

R5 WB1 OFTEN YOU FEEL BORED

**wb5offelche3**

R5 WB1 OFTEN YOU FEEL FULLOFLIFE

**wb5offelche4**

R5 WB1 OFTEN YOU FEEL UPSET

**DISPLAY INSTRUCTIONS:**

Use “Same Question Stem” display for WB1 [a-d]

If at WB1a, do not display question text in brackets.

Otherwise, display question text in brackets.

**QUESTION TEXT:**

SHOW CARD WB1

{{}}During the last month, how often did you feel{{}}

{variable text [a-d]}

RESPONSE [1] a. cheerful?

RESPONSE [2] b. bored?

RESPONSE [3] c. full of life?

RESPONSE [4] d. upset?

{{}}Would you say every day, most days, some days, rarely, or never?{{}}

**CODES**

- |   |                              |
|---|------------------------------|
| 1 | EVERY DAY (7 DAYS A WEEK)    |
| 2 | MOST DAYS (5-6 DAYS A WEEK)  |
| 3 | SOME DAYS (2-4 DAYS A WEEK)  |
| 4 | RARELY (ONCE A WEEK OR LESS) |
| 5 | NEVER                        |
|   | REFUSED                      |
|   | DON'T KNOW                   |

**PROGRAMMER INSTRUCTIONS:**

Array the responses and Variable text columns in the panel.  
Display 'variable text' in the a-d sequence until all rows have been displayed.

---

<b>WB2</b>	<b>wb5truestme1</b>	R5 WB2 SP LIFE HAS MEANING PURPS
	<b>wb5truestme2</b>	R5 WB2 SP FEELS CONFIDENT
	<b>wb5truestme3</b>	R5 WB2 SP GAVE UP IMPROVING LIFE
	<b>wb5truestme4</b>	R5 WB2 SP LIKES LIVING SITUATION

**DISPLAY INSTRUCTIONS:**

Use "Same Question Stem" display for WB2 [a-d]

If at WB2a, do not display question text in brackets.

Otherwise, display question text in brackets.

**QUESTION TEXT:**

{ }Next, tell me whether you agree a lot, a little, or not at all with the following statements about your life. { }

{variable text [a-d]}

RESPONSE [1] a. My life has meaning and purpose.  
RESPONSE [2] b. I feel confident and good about myself.  
RESPONSE [3] c. I gave up trying to improve my life a long time ago.  
RESPONSE [4] d. I like my living situation very much.

**CODES**

- |   |                  |
|---|------------------|
| 1 | AGREE A LOT      |
| 2 | AGREE A LITTLE   |
| 3 | AGREE NOT AT ALL |
|   | REFUSED          |
|   | DON'T KNOW       |

**PROGRAMMER INSTRUCTIONS:**

Array the responses and Variable text columns in the panel.  
Display 'variable text' in the a-d sequence until all rows have been displayed.

---

<b>WB3</b>	<b>wb5ageyofeel</b>	R5 WB3 AGE YO FEEL MOST OF TIME
------------	---------------------	---------------------------------

**QUESTION TEXT:**

Sometimes people feel older or younger than their age. During the last month, what age did you feel most of the time?

ENTER AGE

**ENTER NUMBER**

Range	18 to 110
REFUSED	
DON'T KNOW	

---

<b>WB4</b>	<b>wb5agrwtmt1</b>	R5 WB4 SP SELF DETERMINATION
	<b>wb5agrwtmt2</b>	R5 WB4 SP WANTS-FINDS WAY TO DO

**DISPLAY INSTRUCTIONS:**

Use "Same Question Stem" display for WB4 [a-c

If at WB4a, do not display question text in brackets.

Otherwise, display question text in brackets.

**QUESTION TEXT:**

{[]For these last few statements, please tell me if you agree a lot, a little, or not at all.[]}

{variable text [a-c]}

RESPONSE [1] a. Other people determine most of what I can and cannot do.

RESPONSE [2] b. When I really want to do something, I usually find a way to do it.

RESPONSE [3] c. I have an easy time adjusting to change.

**CODES**

- |   |                  |
|---|------------------|
| 1 | AGREE A LOT      |
| 2 | AGREE A LITTLE   |
| 3 | AGREE NOT AT ALL |
|   | REFUSED          |
|   | DON'T KNOW       |

**PROGRAMMER INSTRUCTIONS:**

Array the responses and Variable text columns in the panel.

Display 'variable text' in the a-c sequence until all rows have been displayed.

Go to Section IP – Insurance Plans.

---

---

## NHATS Round 5

Section IP [INSURANCE PLANS]

Sequence: 35

---

**IP1PRE**

**IP1PRE**

NOT ON FILE

**QUESTION TEXT:**

Now we have a few questions about {your/SP's} health insurance.

PRESS 1 AND ENTER TO CONTINUE

---

**IP1**

**ip5covmedcad**

R5 IP1 COVERED BY MEDICARE PART D

**QUESTION TEXT:**

{Are you/Is SP} (currently) covered by or enrolled in a Medicare Prescription Drug plan, also called Part D?

**CODES**

1	YES	IP3
2	NO	
	REFUSED	
	DON'T KNOW	

---

**IP2**

**ip5otdrugcov**

R5 IP2 DRUG COVERG SOME OTHER WAY

**QUESTION TEXT:**

{Do you/Does SP} have prescription drug coverage through a current or former employer or some other way?

**CODES**

1	YES	
2	NO	
	REFUSED	
	DON'T KNOW	

---

**IP3**

**ip5mgapmedsp**

R5 IP3 MEDIGAP OR MEDICARE SUPP

**QUESTION TEXT:**

Some people have additional coverage besides Medicare to pay for doctors and other medical care. This is sometimes referred to as Medigap or a Medicare Supplement. {Do you/Does SP} have this type of health insurance coverage?

**CODES**

1	YES	
2	NO	
	REFUSED	
	DON'T KNOW	

---

**IP4**

**ip5cmedicaid**

R5 IP4 COV BY STATE MEDICAID PRG

**DISPLAY INSTRUCTIONS:**

Display “, also known as {STATE NAME FOR MEDICAID PROGRAM},” and “{STATE NAME FOR MEDICAID PROGRAM}” if state name for Medicaid is not “Medicaid”.

Otherwise display "Medicaid"

**QUESTION TEXT:**

Medicaid {, also known as {STATE NAME FOR MEDICAID PROGRAM}}, is a state program for low-income people or for people on public assistance. Sometimes people with very large medical bills are also covered by Medicaid.

{Are you/Is SP} now covered by {Medicaid/{STATE NAME FOR MEDICAID PROGRAM}}?

**CODES**

- 1 YES
- 2 NO  
REFUSED  
DON'T KNOW

**PROGRAMMER INSTRUCTIONS:**

Use NHATS State Name for Medicaid file for {STATE NAME FOR MEDICAID PROGRAM} display.

**IP5**

**ip5covtricar**

R5 IP5 COVERED BY TRICARE

**QUESTION TEXT:**

TRICARE is a health care program for active duty and retired members of the uniformed Armed Forces, their families, and survivors.

{Are you/Is SP} now covered by TRICARE?

**CODES**

- 1 YES
- 2 NO  
REFUSED  
DON'T KNOW

**BOX IP5A**

**BOX IP5A**

NOT ON FILE

If NEWSAMPLE flag=1 (YES), go to IP6.

Else if LAST INT IP6 = 1 (YES), go to IP5A.

Otherwise, go to IP6

**IP5A**

**ip5nginslast**

R5 IP5A HAVE LTC INS FROM LAST INT

**QUESTION TEXT:**

At the time of the last interview ({LAST INT MONTH, DAY, AND YEAR}), {you/SP} had insurance that paid for a year or more of care in a nursing home, assisted living, or in {your/his/her} home. {Do you/Does {he/she}} still have this insurance?

**CODES**

- 1 YES IP7
- 2 NO SECTION LF
- 90 LAST INTERVIEW INFORMATION INCORRECT  
REFUSED SECTION LF  
DON'T KNOW SECTION LF

**IP6****ip5nginsnurs**

R5 IP6 NONGOV INSR FOR NURS HOME

**QUESTION TEXT:**

Not including government programs, {do you/does SP} have any insurance that would pay for a year or more of care in a nursing home, assisted living, or in {your/his/her} home?

**CODES**

1	YES	
2	NO	SECTION LF
	REFUSED	SECTION LF
	DON'T KNOW	SECTION LF

**IP7a****ip5typcarco1**

R5 IP7 LTC INS NURSNG HOME COVD

**ip5typcarco2**

R5 IP7 LTC INS ASSISTD LVNG COVD

**ip5typcarco3**

R5 IP7 LTC INS HOME HEALTH COVD

**QUESTION TEXT:**

Which types of care are covered by {your/SP's} policy? Care in: a nursing home, assisted living, or care in {your/his/her} home?

SELECT ALL THAT APPLY

**CODES****Code All That Apply**

1	NURSING HOME CARE
2	ASSISTED LIVING
3	CARE BY HOME HEALTH PROVIDERS IN HOME
	REFUSED
	DON'T KNOW

**PROGRAMMER INSTRUCTIONS:**

Allow code all that apply.

**IP8****ip5paypremms**

R5 IP8 HOW MUCH PAY IN PREMIUMS

**QUESTION TEXT:**

SHOW CARD IP1

For the year ending December {CURRENT YEAR-1}, how much altogether did {you/SP} pay in premiums? Would you say

**CODES**

1	less than \$1,000,
2	\$1,000 to less than \$2,000,
3	\$2,000 to less than \$3,000,
4	\$3,000 to less than \$5,000, or
5	\$5,000 or more?
	REFUSED
	DON'T KNOW

**BOX IP9****BOXIP9**

NOT ON FILE

If NEWSAMPLE flag=1 (YES), go to IP9.

Otherwise, go to Section LF – Labor Force.



**IP9**

**ip5longhadpl**

R5 IP9 HOW LONG HAD THIS POLICY

**QUESTION TEXT:**

How long {have you/has SP} had this policy?

INDICATE RESPONSE UNIT

**CODES**

1	NUMBERS OF YEARS	IP9A
2	AGE	IP9B
	REFUSED	SECTION LF
	DON'T KNOW	SECTION LF

**IP9A**

**ip5numyears**

R5 IP9A NUMBER OF YEARS

**QUESTION TEXT:**

ENTER NUMBER OF YEARS SP HAS HAD POLICY

ENTER ZERO IF LESS THAN 1 YEAR

**ENTER NUMBER**

Range

0 to 40

**PROGRAMMER INSTRUCTIONS:**

Range 0-40

Go to Section LF – Labor Force

**IP9B**

**ip5agepurpol**

R5 IP9B AGE WHEN PURCHSD POLICY

**QUESTION TEXT:**

ENTER AGE OF SP WHEN PURCHASED POLICY

**ENTER NUMBER**

Range

30 to 110

Soft Range

40 to 90

**PROGRAMMER INSTRUCTIONS:**

Hard range 30-110

Soft range 40-90

Go to Section LF – Labor Force

---

## NHATS Round 5

Section LF [LABOR FORCE]

Sequence: 36

---

LF1PRE

LP1PRE

NOT ON FILE

**QUESTION TEXT:**

We have some questions about {you/SP} and {your/his/her} family to help us understand how well people are managing financially these days.

PRESS 1 AND ENTER TO CONTINUE

---

BOX LF1

BOX LF1

NOT ON FILE

If NEWSAMPLE flag = 1 (YES) and FACILITY flag = 1 (YES) and PA17 <> 1 (WORKED IN LAST MONTH), go to LF11.

Else, if FACILITY flag=1 (YES) and PA17 <> 1 (WORKED IN LAST MONTH), go to BOX LF13.

Otherwise, go to LF1.

---

LF1

If5workfpay

R5 LF2 WORKED FOR PAY REENTLY

**DISPLAY INSTRUCTIONS:**

If TODAY'S date is a Saturday, display "beginning on Sunday {MONTH, DAY OF SUNDAY PRIOR TO INTERVIEW}" and "today"

If TODAY'S date is not a Saturday, display "on Sunday {MONTH, DAY OF SUNDAY PRIOR TO THE SATURDAY BEFORE TODAY'S DATE}" and "on Saturday {MONTH, DAY OF SATURDAY PRIOR TO TODAY'S DATE}"

**QUESTION TEXT:**

Did {you/SP} do any work for pay in the last week? By the last week, I mean the week beginning on Sunday {MONTH, DAY OF SUNDAY PRIOR TO TODAY/MONTH, DAY OF SUNDAY PRIOR TO THE SATURDAY BEFORE TODAY'S DATE} and ending {today/on Saturday {MONTH, DAY OF SATURDAY PRIOR TO TODAY'S DATE}}?

**CODES**

1	YES	LF4
2	NO	
3	RETIRED/DON'T WORK ANYMORE	BOX LF11
	REFUSED	
	DON'T KNOW	

---

LF2

If5abstlstwk

R5 LF2 ABSENT FRM JOB LAST WEEK

**QUESTION TEXT:**

{Do you/Does SP} have a job from which {you were/{he/she} was} absent last week because of illness, vacation, or some other reason?

**CODES**

1	YES	LF4
2	NO	
3	RETIRED/DON'T WORK ANYMORE	BOX LF11
	REFUSED	BOX LF11
	DON'T KNOW	BOX LF11





**LF3**

**lf5wrkplstmn**

R5 LF3 WORK FOR PAY IN LST MONTH

**QUESTION TEXT:**

{Now think about last month, that is {MONTH BEFORE INTERVIEW MONTH}. Did {you/SP} do any work for pay at any time in the last month?

**CODES**

1	YES	LF8
2	NO	BOX LF11
	REFUSED	BOX LF11
	DON'T KNOW	BOX LF11

**LF4**

**lf5mrthnonjb**

R5 LF4 MOR THN ONE JOB LAST WEEK

**QUESTION TEXT:**

Last week, did {you/SP} have more than one job, including part-time, evening, or weekend work?

**CODES**

1	YES
2	NO
	REFUSED
	DON'T KNOW

**LF5**

**lf5hrswkwork**

R5 LF5 HRS PR WEEK WORK MAIN JOB

**DISPLAY INSTRUCTIONS:**

If LF4=1 (YES), display "main job" and "By main job, I mean the job at which {you work/{he/she} works} the most hours."

Otherwise, display "job".

**QUESTION TEXT:**

How many hours per week {do you/does SP} usually work at {your/his/her}{job/main job}? {By main job, I mean the job at which {you work/{he/she} works} the most hours.}

ENTER NUMBER OF HOURS USUALLY WORK

IF NUMBER OF HOURS VARY EACH WEEK, ENTER 97

**ENTER NUMBER**

Range	1 to 100
REFUSED	LF8
DON'T KNOW	LF8

**PROGRAMMER INSTRUCTIONS:**

Range: 1-100, and 997.

**BOX LF6**

**BOX LF6**

NOT ON FILE

If LF2=1 (YES, ABSENT LAST WEEK), go to LF7.  
Otherwise go to LF6.

**LF6**

**lf5hrwrkltwk**

R5 LF6 HOURS WORK LAST WEEK

**QUESTION TEXT:**

How many hours did {you/SP} work last week?

ENTER NUMBER OF HOURS

**ENTER NUMBER**

Range	1 to 100
REFUSED	LF8
DON'T KNOW	LF8

**PROGRAMMER INSTRUCTIONS:**

ALL RESPONSES SKIP TO LF8

**LF7**

**If5hrwrk1stw**

R5 LF7 HOW MNY HOURS DID YOU WRK

**QUESTION TEXT:**

You said {you were/SP was} absent from work last week. How many hours did {you/he/she} work the last week {you were/{he/she} was} at work?

ENTER NUMBER OF HOURS

**ENTER NUMBER**

Range	1 to 100
REFUSED	
DON'T KNOW	

**LF8**

**If5oftpaid**

R5 LF8 HOW OFTN PAID ON MAIN JOB

**DISPLAY INSTRUCTIONS:**

If LF4=1 (YES), display "In {your/SP's} main job, {are you/is {he/she}}"

Otherwise, display "Are you/Is SP".

**QUESTION TEXT:**

{{Are you/Is SP} /In {your/SP's} main job, {are you/is {he/she}} }paid every week, every two weeks, two times a month, or on some other schedule?

**CODES**

1	EVERY WEEK	LF9
2	EVERY TWO WEEKS	LF9
3	TWO TIMES A MONTH	LF9
4	ONCE A MONTH	LF9
5	DAILY	LF9
91	OTHER SCHEDULE (SPECIFY)	
	REFUSED	LF9
	DON'T KNOW	LF9

**LF8A**

**LF8A**

NOT ON FILE

**QUESTION TEXT:**

SPECIFY OTHE PAYMENT SCHEDULE

ENTER TEXT

Length

25

**LF9**

**If5l5tpaychk**

R5 LF9 HOW MUCH LAST PAYCHECK

**DISPLAY INSTRUCTIONS:**

If LF4=1 (YES), display “for {your/his/her} main job”

**QUESTION TEXT:**

How much was {your/SP’s} last paycheck before taxes and any other deductions {for {your/his/her} main job}?

IF NEEDED: We don’t need an exact dollar amount. An approximate amount is fine.

IF NEEDED: If it is easier, you can just tell me how much {you earn/SP earns} per hour or per day.

IF NEEDED: We know questions like these may be difficult to answer, but we need to know this to understand how people manage financially as they age and what effect this might have on their health.

**CODES**

- 1 ENTER PAYCHECK AMOUNT
- 2 ENTER PAY PER HOUR LF9B
- 3 ENTER PAY PER DAY LF9C
- REFUSED BOX LF11
- DON’T KNOW BOX LF11

**LF9A**

**If5psychkamnt**

R5 LF9A PAYCHECK AMOUNT

**QUESTION TEXT:**

ENTER PAYCHECK AMOUNT

\$ \_\_\_\_\_

**ENTER NUMBER**

Range

1 to 999999

**PROGRAMMER INSTRUCTIONS:**

Use input mask in response field (\$999,999) so that dollar sign is displayed and commas are inserted appropriately.

Go to LF10.

**LF9B**

**If5perhrpay**

R5 LF9B PAY PER HOUR

**QUESTION TEXT:**

ENTER PAY PER HOUR

\$ \_\_\_\_\_

**ENTER NUMBER**

Range

1 to 999.99

**PROGRAMMER INSTRUCTIONS:**

Use input mask in response field (\$999.99) so that dollar sign is displayed and decimal point is inserted appropriately.

Go to LF10.

---

**LF9C**

**If5perdaypay**

R5 LF9C PAY PER DAY

**QUESTION TEXT:**

ENTER PAY PER DAY

\$ \_\_\_\_\_

**ENTER NUMBER**

Range

1 to 9999

**PROGRAMMER INSTRUCTIONS:**

Use input mask in response field (\$9,999) so that dollar sign is displayed and comma is inserted appropriately.

---

**LF10**

**If5ernfrmwrk**

R5 LF10 AMT EARN FRM WRK LST MTH

**QUESTION TEXT:**

Now thinking about the month of {CURRENT MONTH -1 MONTH}, how much did {you/SP} earn altogether from any work {you/he/she} did in {CURRENT MONTH -1 MONTH}, before taxes and before any other deductions?

IF NEEDED: We don't need an exact dollar amount. An approximate amount is fine.

IF NEEDED: We know questions like these may be difficult to answer, but we need to know this to understand how people manage financially as they age and what effect this might have on their health.

ENTER DOLLAR AMOUNT

\$ \_\_\_\_\_

**ENTER NUMBER**

Range

1 to 999999

REFUSED

DON'T KNOW

**PROGRAMMER INSTRUCTIONS:**

Use input mask in response field (\$999,999) so that dollar sign is displayed and commas are inserted appropriately.

---

**BOX LF11**

**BOXLF11**

NOT ON FILE

If NEWSAMPLE flag=1 (YES), go to LF11.  
Otherwise, go to BOX LF12.

---

**LF11**

**If5occupaton**

R5 LF11 OCCUPATION MOST OF LIFE

**QUESTION TEXT:**

We are interested in the work people did most of their lives. What kind of work was that? (In other words, what was {your/SP's} occupation?)

**CODES**

- 1 ENTER OCCUPATION
- 2 NEVER WORKED ENTIRE LIFE BOX LF12
- 3 HOMEMAKER/RAISED CHILDREN/WORKED IN THE HOME BOX LF12
- REFUSED BOX LF12
- DON'T KNOW BOX LF12

**LF11A**

If5docpctgy

R5 D LONGEST OCCUPATION CATEGORY

**QUESTION TEXT:**

ENTER OCCUPATION DESCRIPTION

**ENTER TEXT**

Length

150

**BOX LF12**

BOXLF12

NOT ON FILE

If NEWSAMPLE flag = 1 (YES) and (LF1 or LF2 or LF3 = 1 (YES)) and (LF11 = 3 (HOMEMAKER), RF, or DK), go to LF12A.  
 Else if NEWSAMPLE flag = 1 (YES) and (LF1 or LF2 or LF3 = 1 (YES)), go to LF12.  
 Else if LF1 or LF2 or LF3 = 1 (YES), go to LF12A.  
 Otherwise, go to BOX LF13.

**LF12**

If5diffwrknw

R5 LF12 DO THS WRK SOMETHNG DIFF

**QUESTION TEXT:**

{Are you/Is SP} doing this kind of work now or {are you/is {he/she}} doing something different?

**CODES**

- 1 SAME KIND OF WORK BOX LF13
- 2 SOMETHING DIFFERENT BOX LF13
- REFUSED BOX LF13
- DON'T KNOW BOX LF13

**LF12A**

If5doccup

R5 D CURRENT OCCUPATION CATEGORY

**QUESTION TEXT:**

We are interested in the kind of work {you do/SP does} now. What kind of work is that? (In other words, what is {your/his/her} current occupation?

ENTER OCCUPATION DESCRIPTION

**ENTER TEXT**

Length  
REFUSED

150

DON'T KNOW

---

**BOX LF13**

**BOX LF13**

**NOT ON FILE**

If [CURRENT INT SP MARITAL STATUS from PERSON ROSTER= 1 (MARRIED) or 2 (LIVING WITH A PARTNER)], go to LF13.

Otherwise, go to Section HP – Home Ownership.

---

**LF13**

**If5huswifwrk**

**R5 LF13 HUSB WIFE PARTN PAY WORK**

**DISPLAY INSTRUCTIONS:**

If PROXY RELATIONSHIP = 2 (SPOUSE/PARTNER), display "you".

Otherwise display "SPOUSE/PARTNER FIRSTNAME LASTNAME".

**QUESTION TEXT:**

Did {you/SPOUSE/PARTNER FIRSTNAME LASTNAME} do any work for pay in the month of {CURRENT MONTH-1 MONTH}?

**CODES**

1	YES	
2	NO	Section HP
	REFUSED	Section HP
	DON'T KNOW	Section HP

---

**LF14**

**If5huwpaearn**

**R5 LF14 HUS WIFE PAR PAY LAT MTH**

**DISPLAY INSTRUCTIONS:**

If PROXY flag = 1 (YES) and PROXY RELATIONSHIP = 2 (SPOUSE/PARTNER), display "you".

Else if PROXY flag =1 (YES), display "SP's".

Otherwise display "your".

If PROXY RELATIONSHIP <> 1 (SPOUSE/PARTNER) and HH1=2 (LIVING WITH A PARTNER), display "partner".

Else if PROXY RELATIONSHIP <> 1 (SPOUSE/PARTNER) and HH5=1 (MALE), display "husband".

Else if PROXY RELATIONSHIP <> 1 (SPOUSE/PARTNER) and HH5=2 (FEMALE), display "wife".

**QUESTION TEXT:**

In {CURRENT MONTH -1 MONTH}, how much altogether did {you/your/SP's} {husband/wife/partner} earn before taxes and before any other deductions?

IF NEEDED: We don't need an exact dollar amount. An approximate amount is fine.

IF NEEDED: We know questions like these may be difficult to answer, but we need to know this to understand how people manage financially as they age and what effect this might have on their health.

ENTER DOLLAR AMOUNT

\$ \_\_\_\_\_

---

**ENTER NUMBER**

Range 1 to 999999  
REFUSED  
DON'T KNOW

**PROGRAMMER INSTRUCTIONS:**

Use input mask in response field (\$999,999) so that dollar sign is displayed and commas are inserted appropriately.  
Go to Section HP – Home Ownership

---

<b>Derived Variables from Items in the LF Section</b>	
<b>If5doccptgy</b>	R5 D LONGEST OCCUPATION CATEGORY
<b>If5doccup</b>	R5 D CURRENT OCCUPATION CATEGORY



---

# NHATS Round 5

Section HP [HOME OWNERSHIP]

Sequence: 37

---

**HP1**

**hp5ownrentot**

R5 HP1 OWN RENT OR OTHER

**DISPLAY INSTRUCTIONS:**

If PROXY flag is null or PROXY RELATIONSHIP = 2 (SPOUSE/PARTNER), display "Do you".  
Otherwise, display "Does SP".

If CURRENT INT SP MARITAL STATUS from PERSON ROSTER = 1 (MARRIED) or 2 (LIVING WITH A PARTNER), display "or {SP FIRSTNAME LASTNAME/SPOUSE/PARTNER FIRSTNAME LASTNAME}".  
If PROXY RELATIONSHIP = 2 (SPOUSE/PARTNER), display "SP FIRSTNAME LASTNAME".  
Otherwise, display "SPOUSE/PARTNER FIRSTNAME LASTNAME".

If HOTYPE flag = 2 (APARTMENT), display "apartment".  
Else if HOTYPE flag = 3 (ROOM), display "room".  
Else if HOTYPE flag = 4 (UNIT), display "unit".  
Else if HOTYPE flag = 5 (SUITE), display "suite".  
Else if HOTYPE flag = 6 (OTHER), display "TEXT ENTERED AT HT10A (OTHER)".  
Else display "home".

If FACILITY flag=1 (YES) and FACILITY NAME is available, display "{FACILITY NAME/text from HT9b}".  
Else if FACILITY flag=1 (YES) and FACILITY NAME is null, display "SP's {ADDRESS1, ADDRESS 2} from PERSON ROSTER".

If FACILITY flag=1 (YES), display "{apartment/unit/suite/room/other} at {FACILITY NAME/SP's{ADDRESS1, ADDRESS 2} from PERSON ROSTER}" and "{or pay a monthly amount to live there}".  
Otherwise, display "{own the home (apartment/condo) at {SP's {ADDRESS 1, ADDRESS 2} from PERSON ROSTER}}".

**QUESTION TEXT:**

{Do you/Does SP} {or {SP FIRSTNAME LASTNAME/SPOUSE/PARTNER FIRSTNAME LASTNAME}} {own the home (apartment/condo) at {SP's {ADDRESS 1, ADDRESS 2} from PERSON ROSTER}}/ {apartment/unit/suite/room/other} at {FACILITY NAME/SP's {ADDRESS 1, ADDRESS 2} from PERSON ROSTER}, rent it {or pay a monthly amount to live there}, or is there some other arrangement?

**CODES**

1	OWN	
2	RENT (OR PAY MONTHLY AMOUNT)	HP6
3	SOME OTHER ARRANGEMENT	HP5
	REFUSED	HP5
	DON'T KNOW	HP5

---

**HP2**

**hp5mrtpadoff**

R5 HP2 MORTGAGE PAID OFF

**DISPLAY INSTRUCTIONS:**

If PROXY flag is null or PROXY RELATIONSHIP = 2 (SPOUSE/PARTNER), display "your".  
Otherwise, display "SP's".

If CURRENT INT SP MARITAL STATUS from PERSON ROSTER = 1 (MARRIED) or 2 (LIVING WITH A PARTNER), display "or {SP FIRSTNAME LASTNAME/SPOUSE/PARTNER FIRSTNAME LASTNAME}'s".  
If PROXY RELATIONSHIP = 2 (SPOUSE/PARTNER), display "SP FIRSTNAME LASTNAME".  
Otherwise, display "SPOUSE/PARTNER FIRSTNAME LASTNAME".

**QUESTION TEXT:**

Is {your/SP's} {or {SP FIRSTNAME LASTNAME/SPOUSE/PARTNER FIRSTNAME LASTNAME}'s} mortgage

paid off or are monthly mortgage payments still being made?

IF NEEDED: Include any payments on a home equity loan or second mortgage.

**CODES**

1	PAID OFF	HP4
2	STILL MAKE PAYMENTS	
3	REVERSE MORTGAGE	HP4
	REFUSED	HP4
	DON'T KNOW	HP4

---

**HP3**

**hp5mthlymort**

R5 HP3 MORTGAGE PAYMNT EACH MNTH

**QUESTION TEXT:**

How much (altogether) is that each month?

ENTER DOLLAR AMOUNT [HP3B]

**ENTER NUMBER**

Range	1 to 9999
Soft Range	100 to 5000
REFUSED	
DON'T KNOW	

**PROGRAMMER INSTRUCTIONS:**

Hard Range: 1-9999  
Soft Range: 100-5000

Use input mask in response field (\$9,999) so that dollar sign is displayed and commas are inserted appropriately.

---

**HP3A**

**hp5mortpaymt**

R5 HP3A MORTGAGE PAYMENT AMOUNT

**QUESTION TEXT:**

SHOW CARD HP1

Please look at this card and tell me which is closest.

**CODES**

1	LESS THAN \$250,
2	\$250 TO LESS THAN \$500,
3	\$500 TO LESS THAN \$1,000
4	\$1,000 TO LESS THAN \$3,000
5	\$3,000 TO LESS THAN \$5,000
6	\$5,000 OR MORE?
	REFUSED
	DON'T KNOW

---

**HP3B**

**hp5whnpayoff**

R5 HP3B WHEN EXPCT PAY OFF MORTG

**DISPLAY INSTRUCTIONS:**

If PROXY flag is null or PROXY RELATIONSHIP = 2 (SPOUSE/PARTNER), display "Do you".  
Otherwise, display "Does SP".

If CURRENT INT SP MARITAL STATUS from PERSON ROSTER = 1 (MARRIED) or 2 (LIVING WITH A PARTNER), display

"or {SP FIRSTNAME LASTNAME/SPOUSE/PARTNER FIRSTNAME LASTNAME}".  
If PROXY RELATIONSHIP =2 (SPOUSE/PARTNER), display "SP FIRSTNAME LASTNAME".  
Otherwise, display "SPOUSE/PARTNER FIRSTNAME LASTNAME".

**QUESTION TEXT:**

{Do you/Does SP} {or {SP FIRSTNAME LASTNAME/SPOUSE/PARTNER FIRSTNAME LASTNAME} expect to pay off the mortgage(s) within 5 years, 10 years, or longer?

**CODES**

- 1 5 YEARS
- 2 10 YEARS
- 3 LONGER THAN 10 YEARS
- REFUSED
- DON'T KNOW

---

**HP3C**

hp5amtstlowe

R5 HP3C HOW MUCH STILL OWE

**DISPLAY INSTRUCTIONS:**

If PROXY flag is null or PROXY RELATIONSHIP = 2 (SPOUSE/PARTNER), display "do you".  
Otherwise, display "does SP".

If CURRENT INT SP MARITAL STATUS from PERSON ROSTER = 1 (MARRIED) or 2 (LIVING WITH A PARTNER), display "or {SP FIRSTNAME LASTNAME/SPOUSE/PARTNER FIRSTNAME LASTNAME}".

If PROXY RELATIONSHIP = 2 (SPOUSE/PARTNER), display "SP FIRSTNAME LASTNAME".

Otherwise, display "SPOUSE/PARTNER FIRSTNAME LASTNAME".

**QUESTION TEXT:**

About how much {do you/does SP} {or {SP FIRSTNAME LASTNAME/SPOUSE/PARTNER FIRSTNAME LASTNAME}} still owe on the mortgage(s)?

IF NEEDED: The nearest \$10,000 is fine.

IF NEEDED: We know questions like these may be difficult to answer, but we need to know this to understand how people manage financially as they age and what effect this might have on their health.

ENTER DOLLAR AMOUNT [HP4]

**ENTER NUMBER**

- Range 1 to 999999
- Soft Range 500 to 900000
- REFUSED
- DON'T KNOW

**PROGRAMMER INSTRUCTIONS:**

Hard Range: 1-9999999  
Soft Range: 500-900000

Use input mask in response field (\$9,999,999) so that dollar sign is displayed and commas are inserted appropriately.

---

**HP3D**

hp5amoutowed

R5 HP3D THE AMOUNT OWED IS

**QUESTION TEXT:**

Is the amount owed...

**CODES**

- 1 less than \$50,000,
  - 2 \$50,000 to less than \$100,000, or
  - 3 \$100,000 or more?
- REFUSED  
DON'T KNOW

**HP4**

**hp5homevalue**

R5 HP4 PRESENT VALUE OF HOME

**QUESTION TEXT:**

What is the present value of this home? I mean, about what would it bring if it was sold today, not counting any loans or outstanding mortgages?

IF NEEDED: Your best guess or the nearest \$10,000 is fine.

IF NEEDED: We know questions like these may be difficult to answer, but we need to know this to understand how people manage financially as they age and what effect this might have on their health.

ENTER DOLLAR AMOUNT [SECTION IA]

**ENTER NUMBER**

- Range 1 to 999999
- Soft Range 500 to 900000
- REFUSED
- DON'T KNOW

**PROGRAMMER INSTRUCTIONS:**

Hard Range: 1-999999  
Soft Range: 500-900000

Use input mask in response field (\$9,999,999) so that dollar sign is displayed and commas are inserted appropriately.

**HP4A**

**hp5homvalamt**

R5 HP4A HOME VALUE AMOUNT

**QUESTION TEXT:**

SHOW CARD HP2

Please look at this card and tell me which is closest.

**CODES**

LESS THAN \$50,000 SECTION IA

- 2 \$50,000 TO LESS THAN \$75,000 SECTION IA
  - 3 \$75,000 TO LESS THAN \$100,000 SECTION IA
  - 4 \$100,000 TO LESS THAN \$200,000 SECTION IA
  - 5 \$200,000 TO LESS THAN \$300,000 SECTION IA
  - 6 \$300,000 TO LESS THAN \$500,000 SECTION IA
  - 7 \$500,000 TO LESS THAN \$750,000 SECTION IA
  - 8 \$750,000 OR MORE SECTION IA
- REFUSED SECTION IA  
DON'T KNOW SECTION IA

**HP5****hp5payrent**

R5 HP5 DO YOU PAY RENT

**DISPLAY INSTRUCTIONS:**

If PROXY flag is null or PROXY RELATIONSHIP=2 (SPOUSE/PARTNER), display "Do you".  
 Otherwise, display "Does SP".

If CURRENT INT SP MARITAL STAUS from PERSON ROSTER = 1 (MARRIED) OR 2 (LIVING WITH A PARTNER), display "or  
 {SP FIRSTNAME LASTNAME/SPOUSE/PARTNER FIRSTNAME LASTNAME}".

If PROXY RELATIONSHIP=2 (SPOUSE/PARTNER), display "SP FIRSTNAME LASTNAME".  
 Otherwise, display "SPOUSE/PARTNER FIRSTNAME LASTNAME".

**QUESTION TEXT:**

{Do you/Does SP} {or {SP FIRSTNAME LASTNAME/SPOUSE/PARTNER FIRSTNAME LASTNAME} pay to  
 live here?

**CODES**

1	YES	
2	NO	SECTION IA
	REFUSED	SECTION IA
	DON'T KNOW	SECTION IA

**HP6****hp5rentamt**

R5 HP6 RENT PAID EACH MONTH

**QUESTION TEXT:**

How much is that each month?

ENTER DOLLAR AMOUNT [BOX HP7]

**ENTER NUMBER**

Range	0 to 9999
Soft Range	1 to 3000
REFUSED	
DON'T KNOW	

**PROGRAMMER INSTRUCTIONS:**

Hard Range: 0-9999  
 Soft Range: 1-3000

Use input mask in response field (\$9,999) so that dollar sign is displayed and commas are inserted appropriately.

**HP6A****hp5rentamtout**

R5 HP6A RENT AMOUNT

**QUESTION TEXT:**

SHOW CARD HP1

Please look at this card and tell me which is closest.

**CODES**

1	LESS THAN \$250
2	\$250 TO LESS THAN \$500
3	\$500 TO LESS THAN \$1,000
4	\$1,000 TO LESS THAN \$3,000
5	\$3,000 TO LESS THAN \$5,000
6	\$5,000 OR MORE

REFUSED  
DON'T KNOW

---

**BOX HP7**

**BOX HP7**

NOT ON FILE

If HP6>=\$750 or HP6a= 4 (\$1,000 TO LESS THAN \$3,000), 5 (\$3,000 TO LESS THAN \$5,000), or 6 (\$5,000 OR MORE), go to SECTION IA – Income and Assets.  
Otherwise, go to HP7.

---

**HP7**

**hp5sec8pubsn**

R5 HP7 HME SEC 8 PUBL/SENIOR HOUS

**QUESTION TEXT:**

Is this home in Section 8 public housing or housing for low-income seniors?

**CODES**

1 YES  
2 NO  
REFUSED  
DON'T KNOW

**PROGRAMMER INSTRUCTIONS:**

Go to Section IA– Income and Assets.

---

# NHATS Round 5

Section IA [INCOME AND ASSETS]

Sequence: 38

IA1PRE

IA1PRE

NOT ON FILE

We are interested in how people are getting along financially these days. The next few questions are about income and other resources. Your responses can help us understand how people manage financially as they age.

Please feel free to refer to any records or other persons that may be of assistance in answering these questions.

Many of these questions ask about "last month." By last month, I mean in {CURRENT MONTH - 1}.

PRESS 1 AND ENTER TO CONTINUE

IA1

ia5recsspa1

R5 IA1 SP REC SOCIAL SECURITY

ia5recsspa2

R5 IA1 SPOUSE PART REC SOC SEC

ia5recsspa3

R5 IA1 NO SOC SECURITY PAYMNT REC

## DISPLAY INSTRUCTIONS:

If PROXY flag <>1 (yes) or PROXY RELATIONSHIP = 2 (SPOUSE/PARTNER), display "you". Otherwise, display "SP".

If SP MARITAL STATUS = 1 (MARRIED) or 2 (LIVING WITH A PARTNER), display "or {SP FIRSTNAME LASTNAME/SPOUSE/PARTNER FIRSTNAME LASTNAME}".

If PROXY RELATIONSHIP = 2 (SPOUSE/PARTNER), display "SP FIRSTNAME LASTNAME". Otherwise, display "SPOUSE/PARTNER FIRSTNAME LASTNAME".

If SP MARITAL STATUS = 1 (MARRIED) or 2 (LIVING WITH A PARTNER), display "SELECT ALL THAT APPLY" and response option 2, "YES, SPOUSE/PARTNER RECEIVED PAYMENT FROM SOURCE".

Display "in the last month" in underlined text.

## QUESTION TEXT:

Did {you/SP} {or {SP FIRSTNAME LASTNAME/SPOUSE/PARTNER FIRSTNAME LASTNAME}} receive Social Security retirement and/or Railroad Retirement payments in the last month (that is in {CURRENT MONTH - 1})?

{SELECT ALL THAT APPLY}

## CODES

### Code All That Apply

- |   |   |
|---|---|
| 1 | YES, SP RECEIVED PAYMENT FROM SOURCE                          |
| 2 | YES, SPOUSE/PARTNER RECEIVED PAYMENT FROM SOURCE              |
| 3 | NO PAYMENT RECEIVED FROM THIS SOURCE<br>REFUSED<br>DON'T KNOW |

## PROGRAMMER INSTRUCTIONS:

Allow code all that apply.

If 3 (NO PAYMENT) selected and [1 (SP PAYMENT) or 2 (SPOUSE PAYMENT)] is selected, display error message

“INCONSISTENT ANSWER. ‘NO’ CANNOT BE SELECTED WITH ANY OTHER CATEGORY” when leaving the screen.

---

**BOX IA2****BOXIA2**

NOT ON FILE

If IA1 <> 1 (SP PAYMENT), go to IA4.  
Otherwise, go to IA2.

---

**IA2****ia5howrecssp**

R5 IA2 HOW REC SOC SEC PAY

**DISPLAY INSTRUCTIONS:**

If PROXY flag <> 1 (YES), display "Do you".  
Otherwise, display "Does SP".

**QUESTION TEXT:**

{Do you/Does SP} get payments by direct deposit, on a prepaid card, or by mail?

**CODES**

1	MAIL
2	DIRECT DEPOSIT
3	PREPAID CARD
	REFUSED
	DON'T KNOW

---

**IA3A****ia5msrtrecss**

R5 IA3A MTH STRD REC SOC SEC PAY

**DISPLAY INSTRUCTIONS:**

Display “MONTH” in underlined text”.

**QUESTION TEXT:**

What month and year did {you/SP} start receiving Social Security?

ENTER MONTH

**ENTER NUMBER**

Range	1 to 12
REFUSED	
DON'T KNOW	

**PROGRAMMER INSTRUCTIONS:**

Do not display the phrase 'Enter Number'.

---

**IA3B****ia5yrstrecss**

R5 IA3B YR STRTD REC SOC SEC PAY

**DISPLAY INSTRUCTIONS:**

Display “YEAR” in underlined text”.

**QUESTION TEXT:**

[What month and year did {you/SP} start receiving Social Security?]



ENTER YEAR

**ENTER NUMBER**

REFUSED  
DON'T KNOW

**PROGRAMMER INSTRUCTIONS:**

Range: {CURRENT YEAR – 45} – {CURRENT YEAR}.  
Do not display the phrase 'Enter Number'.

---

<b>IA4</b>	<b>ia5recssils1</b>	R5 IA4 SP RECEIVD SSI LAST MONTH
	<b>ia5recssils2</b>	R5 IA4 SPOUSE PRT REC SSI LST MO
	<b>ia5recssils3</b>	R5 IA4 NO SSI RECEIVD LAST MONTH

**DISPLAY INSTRUCTIONS:**

If PROXY flag <>1 (YES) or PROXY RELATIONSHIP = 2 (SPOUSE/PARTNER), display "you".  
Otherwise, display "SP".

If SP MARITAL STATUS = 1 (MARRIED) or 2 (LIVING WITH A PARTNER),  
display "or {SP FIRSTNAME LASTNAME/SPOUSE/PARTNER FIRSTNAME  
LASTNAME}".

If PROXY RELATIONSHIP = 2 (SPOUSE/PARTNER), display "SP FIRSTNAME LASTNAME".  
Otherwise, display "SPOUSE/PARTNER FIRSTNAME LASTNAME".

If SP MARITAL STATUS = 1 (MARRIED) or 2 (LIVING WITH A PARTNER), display "SELECT ALL THAT APPLY" and  
response option 2, "YES, SPOUSE/PARTNER RECEIVED PAYMENT FROM SOURCE".

Display "last month" in underlined text.

**QUESTION TEXT:**

Did {you/SP} {or {SP FIRSTNAME LASTNAME/SPOUSE/PARTNER FIRSTNAME LASTNAME}} receive  
Supplemental Security Income, which is also called SSI, last month?

IF NEEDED: These are monthly government payments to lower-income people in need.

{SELECT ALL THAT APPLY}

**CODES**

**Code All That Apply**

- 1 YES, SP RECEIVED PAYMENT FROM SOURCE
- 2 YES, SPOUSE/PARTNER RECEIVED PAYMENT  
FROM SOURCE
- 3 NO PAYMENT RECEIVED FROM THIS SOURCE  
REFUSED  
DON'T KNOW

**PROGRAMMER INSTRUCTIONS:**

Allow code all that apply.

If 3 (NO PAYMENT) selected and [1 (SP PAYMENT) or 2 (SPOUSE PAYMENT)] is selected, display error message  
"INCONSISTENT ANSWER. 'NO' CANNOT BE SELECTED WITH ANY OTHER CATEGORY" when leaving the  
screen.

---

<b>IA5</b>	<b>ia5rvapayls1</b>	R5 IA5 SP REC PAY FRM VA LAST MO
	<b>ia5rvapayls2</b>	R5 IA5 SPOUS PA REC VA PAY LSTMO
	<b>ia5rvapayls3</b>	R5 IA5 NO VA PAY REC LAST MONTH

**DISPLAY INSTRUCTIONS:**

If PROXY flag <>1 (YES) or PROXY RELATIONSHIP = 2 (SPOUSE/PARTNER), display "you".  
Otherwise, display "SP".

If SP MARITAL STATUS = 1 (MARRIED) or 2 (LIVING WITH A PARTNER),  
display "or {SP FIRSTNAME LASTNAME/SPOUSE/PARTNER FIRSTNAME  
LASTNAME}".

If PROXY RELATIONSHIP = 2 (SPOUSE/PARTNER), display "SP FIRSTNAME LASTNAME".  
Otherwise, display "SPOUSE/PARTNER FIRSTNAME LASTNAME".

If SP MARITAL STATUS = 1 (MARRIED) or 2 (LIVING WITH A PARTNER), display "SELECT ALL THAT APPLY" and  
response option 2, "YES, SPOUSE/PARTNER RECEIVED PAYMENT FROM SOURCE".

Display "last month" in underlined text.

**QUESTION TEXT:**

Did {you/SP} {or {SP FIRSTNAME LASTNAME/SPOUSE/PARTNER FIRSTNAME LASTNAME}} receive  
any payments from the Veteran's Administration (U.S. Department of Veterans Affairs) last month  
related to military service or veteran survivor's benefits?  
  
{SELECT ALL THAT APPLY}

**CODES**

**Code All That Apply**

- 1 YES, SP RECEIVED PAYMENT FROM SOURCE
- 2 YES, SPOUSE/PARTNER RECEIVED PAYMENT FROM SOURCE
- 3 NO PAYMENT RECEIVED FROM THIS SOURCE  
REFUSED  
DON'T KNOW

**PROGRAMMER INSTRUCTIONS:**

Allow code all that apply.

If 3 (NO PAYMENT) selected and [1 (SP PAYMENT) or 2 (SPOUSE PAYMENT)] is selected, display error  
message "INCONSISTENT ANSWER. 'NO' CANNOT BE SELECTED WITH ANY OTHER CATEGORY" when  
leaving the screen.

---

**IA6PRE**

**IA6PRE**

**NOT ON FILE**

People sometimes have other retirement income. This may be from pensions or retirement plans related  
to their jobs.

PRESS 1 AND ENTER TO CONTINUE

---

**IA6**

**ia5penjobou1**

R5 IA6 SP HAS PENSION PLAN

**ia5penjobou2**

R5 IA6 SPOUSE HAS PENSION PLAN

**ia5penjobou3**

R5 IA6 NO PENSION PLAN

**DISPLAY INSTRUCTIONS:**

If PROXY flag <> 1 (YES) or PROXY RELATIONSHIP = 2 (SPOUSE/PARTNER), display "Do you".  
Otherwise, display "Does SP".

If SP MARITAL STATUS = 1 (MARRIED) or 2 (LIVING WITH A PARTNER),  
display "or {SP FIRSTNAME LASTNAME/SPOUSE/PARTNER FIRSTNAME  
LASTNAME}".

If PROXY RELATIONSHIP = 2 (SPOUSE/PARTNER), display "SP FIRSTNAME LASTNAME".  
Otherwise, display "SPOUSE/PARTNER FIRSTNAME LASTNAME".

If SP MARITAL STATUS = 1 (MARRIED) or 2 (LIVING WITH A PARTNER), display “SELECT ALL THAT APPLY” and response option 2, “YES, SPOUSE/PARTNER HAS PENSION”.

**QUESTION TEXT:**

{Do you/Does SP} {or {SP FIRSTNAME LASTNAME/SPOUSE/PARTNER FIRSTNAME LASTNAME}} have any pension plans that were a job-related or union benefit?

IF NEEDED: These plans often require that a person work for a certain number of years before they qualify or “are vested” in the pension plan.

{SELECT ALL THAT APPLY}

<b>CODES</b>	<b>Code All That Apply</b>
1	YES, SP HAS PENSION
2	YES, SPOUSE/PARTNER HAS PENSION
3	NO PENSION
	REFUSED
	DON'T KNOW

**PROGRAMMER INSTRUCTIONS:**

Allow code all that apply.  
 If 3 (NO PENSION) selected and [1 (SP PENSION) or 2 (SPOUSE PENSION)] is selected, display error message “INCONSISTENT ANSWER. ‘NO’ CANNOT BE SELECTED WITH ANY OTHER CATEGORY” when leaving the screen.

---

<b>IA7</b>	<b>ia5iraothac1</b>	R5 IA7 SP HAS IRA OTH RETIRE ACC
	<b>ia5iraothac2</b>	R5 IA7 SPOUSE HAS IRA OTHR ACC
	<b>ia5iraothac3</b>	R5 IA7 NO IRA OTHR RETIRE ACCT

**DISPLAY INSTRUCTIONS:**

If PROXY flag <>1 (YES) or PROXY RELATIONSHIP = 2 (SPOUSE/PARTNER), display "Do you".  
 Otherwise, display "Does SP".

If SP MARITAL STATUS = 1 (MARRIED) or 2 (LIVING WITH A PARTNER), display "or {SP FIRSTNAME LASTNAME/SPOUSE/PARTNER FIRSTNAME LASTNAME}".

If PROXY RELATIONSHIP = 2 (SPOUSE/PARTNER), display "SP FIRSTNAME LASTNAME".  
 Otherwise, display "SPOUSE/PARTNER FIRSTNAME LASTNAME".

If SP MARITAL STATUS = 1 (MARRIED) or 2 (LIVING WITH A PARTNER), display “SELECT ALL THAT APPLY” and response option 2, “YES, SPOUSE/PARTNER HAS 401K, 403B, IRA, OR OTHER RETIREMENT PLANS”.

**QUESTION TEXT:**

SHOW CARD IA1

Please look at the types of retirement plans on this card. {Do you/Does SP} {or {SP FIRSTNAME LASTNAME/SPOUSE/PARTNER FIRSTNAME LASTNAME}} have any of these?

IF NEEDED: 401Ks and 403Bs are plans where you contribute an amount each month from your paycheck, and your employer may match some of your contribution.

IF NEEDED: IRAs (Individual Retirement Accounts) are a type of plan you set up on your own.

{SELECT ALL THAT APPLY}

<b>CODES</b>	<b>Code All That Apply</b>
1	YES, SP HAS 401K, 403B, IRA, OR OTHER RETIREMENT PLANS
2	YES, SPOUSE/PARTNER HAS 401K, 403B, IRA, OR OTHER RETIREMENT PLANS
3	NO PLANS REFUSED DON'T KNOW

**PROGRAMMER INSTRUCTIONS:**

Allow code all that apply.

If 3 (NO ACCT) selected and [1 (SP ACCT) or 2 (SPOUSE ACCT)] is selected, display error message "INCONSISTENT ANSWER. 'NO' CANNOT BE SELECTED WITH ANY OTHER CATEGORY" when leaving the screen.

---

<b>IA8</b>	<b>ia5mutfdstk1</b>	R5 IA8 SP OWNS MUTUAL FUND STOCK
	<b>ia5mutfdstk2</b>	R5 IA8 SPOUSE OWNS FUNDS STOCK
	<b>ia5mutfdstk3</b>	R5 IA8 SP SPOUSE OWN FUNDS STOCK
	<b>ia5mutfdstk4</b>	R5 IA8 NO FUNDS OR STOCK OWNED

**DISPLAY INSTRUCTIONS:**

If IA7 = 1 (SP RETIREMENT PLAN) or 2 (SPOUSE RETIREMENT ACCT), display "Not including the retirement accounts we have already talked about, {do you/does SP}".  
Otherwise, display "Do you/Does SP".

If PROXY flag <> 1 (YES) or PROXY RELATIONSHIP = 2 (SPOUSE/PARTNER), display "Do you" or "do you".  
Otherwise, display "Does SP" or "does SP".

If SP MARITAL STATUS = 1 (MARRIED) or 2 (LIVING WITH A PARTNER), display "or {SP FIRSTNAME LASTNAME/SPOUSE/PARTNER FIRSTNAME LASTNAME}".  
If PROXY RELATIONSHIP = 2 (SPOUSE/PARTNER), display "SP FIRSTNAME LASTNAME".  
Otherwise, display "SPOUSE/PARTNER FIRSTNAME LASTNAME".

If SP MARITAL STATUS = 1 (MARRIED) or 2 (LIVING WITH A PARTNER), display "SELECT ALL THAT APPLY" and response option 2, "YES, SPOUSE/PARTNER HAS ASSET" and 3, "YES, SP AND SPOUSE/PARTNER HAVE ASSET JOINTLY".

**QUESTION TEXT:**

{Not including the retirement accounts we have already talked about, {do you/does SP}}{Do you/Does SP}}{or {SP FIRSTNAME LASTNAME/SPOUSE/PARTNER FIRSTNAME LASTNAME}} own any mutual funds or stocks?

{SELECT ALL THAT APPLY}

<b>CODES</b>	<b>Code All That Apply</b>
1	YES, SP HAS ASSET
2	YES, SPOUSE/PARTNER HAS ASSET
3	YES, SP AND SPOUSE/PARTNER HAVE ASSET JOINTLY
4	NO ASSET OF THIS TYPE REFUSED DON'T KNOW

**PROGRAMMER INSTRUCTIONS:**

Allow code all that apply.

If 4 (NO ASSET) selected and [1 (SP ASSET), 2 (SPOUSE ASSET), or 3 (JOINT ASSET)] is selected, display error message "INCONSISTENT ANSWER. 'NO' CANNOT BE SELECTED WITH ANY OTHER CATEGORY" when leaving the screen.

---

<b>IA9</b>	<b>ia5ownbond1</b>	R5 IA9 SP OWNS BONDS
	<b>ia5ownbond2</b>	R5 IA9 SPOUSE OWNS BONDS
	<b>ia5ownbond3</b>	R5 IA9 SP SPOUSE OWN BONDS
	<b>ia5ownbond4</b>	R5 IA9 NO BONDS OWNED

**DISPLAY INSTRUCTIONS:**

If PROXY flag <> 1 (YES) or PROXY RELATIONSHIP = 2 (SPOUSE/PARTNER), display "do you".  
Otherwise, display "does SP".

If SP MARITAL STATUS = 1 (MARRIED) or 2 (LIVING WITH A PARTNER),  
display "or {SP FIRSTNAME LASTNAME/SPOUSE/PARTNER FIRSTNAME  
LASTNAME}".

If PROXY RELATIONSHIP = 2 (SPOUSE/PARTNER), display "SP FIRSTNAME LASTNAME".  
Otherwise, display "SPOUSE/PARTNER FIRSTNAME LASTNAME".

If SP MARITAL STATUS = 1 (MARRIED) or 2 (LIVING WITH A PARTNER), display "SELECT ALL THAT APPLY"  
and response option 2, "YES, SPOUSE/PARTNER HAS ASSET" and 3, "YES, SP AND SPOUSE/PARTNER HAVE  
ASSET JOINTLY".

**QUESTION TEXT:**

Not including what we've already talked about, {do you/does SP} {or {SP FIRSTNAME  
LASTNAME/SPOUSE/PARTNER FIRSTNAME LASTNAME}} own any bonds, such as Government  
Savings Bonds, corporate, municipal, or other types of bonds?

{SELECT ALL THAT APPLY}

<b>CODES</b>	<b>Code All That Apply</b>
1	YES, SP HAS ASSET
2	YES, SPOUSE/PARTNER HAS ASSET
3	YES, SP AND SPOUSE/PARTNER HAVE ASSET JOINTLY
4	NO ASSET OF THIS TYPE REFUSED DON'T KNOW

**PROGRAMMER INSTRUCTIONS:**

Allow code all that apply.  
If 4 (NO ASSET) selected and [1 (SP ASSET), 2 (SPOUSE ASSET), or 3 (JOINT ASSET)] is selected, display error  
message "INCONSISTENT ANSWER. 'NO' CANNOT BE SELECTED WITH ANY OTHER CATEGORY" when  
leaving the screen.

---

<b>IA10PRE</b>	<b>IA10PRE</b>	NOT ON FILE
<p>The next questions ask about different kinds of bank or savings accounts people sometimes have or property they own.</p> <p>PRESS 1 AND ENTER TO CONTINUE</p>		

---

<b>IA10</b>	<b>ia5bnkaccdd1</b>	R5 IA10 SP OWNS CHECK ACCT
	<b>ia5bnkaccdd2</b>	R5 IA10 SPOUSE OWNS CHECK ACCT

<b>ia5bnkacccd3</b>	R5 IA10 SP SPOUSE OWN CHECK ACCT
<b>ia5bnkacccd4</b>	R5 IA10 NO CHECK ACCT OWNED
<b>ia5bnkacccd5</b>	R5 IA10 SP OWNS SAVINGS ACCT
<b>ia5bnkacccd6</b>	R5 IA10 SPOUSE OWNS SAVING ACCT
<b>ia5bnkacccd7</b>	R5 IA10 SP SPOUSE OWN SAVNG ACT
<b>ia5bnkacccd8</b>	R5 IA10 NO SAVINGS ACCT OWNED
<b>ia5bnkacccd9</b>	R5 IA10 SP OWNS CDS
<b>ia5bnkacccc10</b>	R5 IA10 SPOUSE OWNS CDS
<b>ia5bnkacccc11</b>	R5 IA10 SP SPOUSE OWN CDS
<b>ia5bnkacccc12</b>	R5 IA10 NO CDS OWNED

**DISPLAY INSTRUCTIONS:**

If PROXY flag <> 1 (YES) or PROXY RELATIONSHIP = 2 (SPOUSE/PARTNER), display “do you”.  
Otherwise, display “does SP”.

If SP MARITAL STATUS = 1 (MARRIED) or 2 (LIVING WITH A PARTNER), display "or {SP FIRSTNAME LASTNAME/SPOUSE/PARTNER FIRSTNAME LASTNAME}".  
If PROXY RELATIONSHIP = 2 (SPOUSE/PARTNER), display "SP FIRSTNAME LASTNAME".  
Otherwise, display "SPOUSE/PARTNER FIRSTNAME LASTNAME".

If SP MARITAL STATUS = 1 (MARRIED) or 2 (LIVING WITH A PARTNER), display “SELECT ALL THAT APPLY” and response option 2, “YES, SPOUSE/PARTNER HAS ASSET” and 3, “YES, SP AND SPOUSE/PARTNER HAVE ASSET JOINTLY”.

**QUESTION TEXT:**

Not counting what we’ve already talked about, {do you/does SP}{or {SP FIRSTNAME LASTNAME/SPOUSE/PARTNER FIRSTNAME LASTNAME}} have ...  
RESPONSE [1] A. a checking account?  
RESPONSE [2] B. a savings account or money market account?  
RESPONSE [3] C. certificates of deposit?  
  
{SELECT ALL THAT APPLY}

<b>CODES</b>	<b>Code All That Apply</b>
1	YES, SP HAS ASSET
2	YES, SPOUSE/PARTNER HAS ASSET
3	YES, SP AND SPOUSE/PARTNER HAVE ASSET JOINTLY
4	NO ASSETS OF THIS TYPE REFUSED DON’T KNOW

**PROGRAMMER INSTRUCTIONS:**

Allow code all that apply.  
If 4 (NO ASSETS) selected and [1 (SP ASSET), 2 (SPOUSE ASSET), or 3 (JOINT ASSET)] is selected, display error message “INCONSISTENT ANSWER. ‘NO’ CANNOT BE SELECTED WITH ANY OTHER CATEGORY” when leaving the screen.

---

<b>IA13</b>	<b>ia5realestt1</b>	R5 IA13 SP OWNS REAL ESTATE
	<b>ia5realestt2</b>	R5 IA13 SPOUSE OWNS REAL ESTATE
	<b>ia5realestt3</b>	R5 IA13 SP SPOUSE OWN REAL ESTTE

**DISPLAY INSTRUCTIONS:**

If PROXY flag <>1 (YES) or PROXY RELATIONSHIP = 2 (SPOUSE/PARTNER), display "do you".  
Otherwise, display "does SP".

If SP MARITAL STATUS = 1 (MARRIED) or 2 (LIVING WITH A PARTNER),  
display "or {SP FIRSTNAME LASTNAME/SPOUSE/PARTNER FIRSTNAME  
LASTNAME}".

If PROXY RELATIONSHIP = 2 (SPOUSE/PARTNER), display "SP FIRSTNAME LASTNAME".  
Otherwise, display "SPOUSE/PARTNER FIRSTNAME LASTNAME".

If SP MARITAL STATUS = 1 (MARRIED) or 2 (LIVING WITH A PARTNER), display "SELECT ALL THAT APPLY" and  
response option 2, "YES, SPOUSE/PARTNER HAS ASSET" and 3, "YES, SP AND SPOUSE/PARTNER HAVE ASSET  
JOINTLY".

If HP1 = 1 (OWNS HOME), display "besides {your/SP}'s home".

**QUESTION TEXT:**

{Do you/Does SP} {or {SP FIRSTNAME LASTNAME/SPOUSE/PARTNER FIRSTNAME LASTNAME}} own  
a business, a farm, or any other real estate {besides {your/SP}'s home}, including land or rental  
properties?

{SELECT ALL THAT APPLY}

**CODES****Code All That Apply**

- |   |  |
|---|--|
| 1 | YES, SP HAS ASSET                                |
| 2 | YES, SPOUSE/PARTNER HAS ASSET                    |
| 3 | YES, SP AND SPOUSE/PARTNER HAVE ASSET<br>JOINTLY |
| 4 | NO ASSETS OF THIS TYPE<br>REFUSED<br>DON'T KNOW  |

**PROGRAMMER INSTRUCTIONS:**

Allow code all that apply.

If 4 (NO ASSETS) selected and [1 (SP ASSET), 2 (SPOUSE ASSET), or 3 (JOINT ASSET)] is selected, display error  
message "INCONSISTENT ANSWER. 'NO' CANNOT BE SELECTED WITH ANY OTHER CATEGORY" when leaving  
the screen.

**IA14PRE****IA14PRE**

NOT ON FILE

We now have a few questions which are important for understanding how people manage  
financially as they age.

PRESS 1 AND ENTER TO CONTINUE

**BOX IA14****BOXIA14**

NOT ON FILE

If IA1 = 1 (SP RECEIVED SS/RR) and 2 (SPOUSE RECEIVED SS/RR), go to IA14.

Else if IA1 = 1 (SP RECEIVED SS/RR), go to IA15A.

Else if IA1 = 2 (SPOUSE RECEIVED SS/RR), go to IA16A.

Otherwise, go to BOX IA17.

**IA14****ia5ssrrpymnt**

R5 IA14 RECENT MTHLY SS RR PYMNT

**DISPLAY INSTRUCTIONS:**

If PROXY flag <> 1 (YES) or PROXY RELATIONSHIP = 2 (SPOUSE/PARTNER), display "your".  
Otherwise, display "SP's".

If PROXY RELATIONSHIP = 2 (SPOUSE/PARTNER), display "SP FIRSTNAME LASTNAME".  
Otherwise, display "SPOUSE/PARTNER FIRSTNAME LASTNAME".

**QUESTION TEXT:**

First, what was the amount of {your/SP's} and {SP FIRSTNAME LASTNAME/SPOUSE/PARTNER FIRSTNAME LASTNAME}'s most recent monthly Social Security or Railroad Retirement payment (for the month of {CURRENT MONTH - 1})?  
  
IF NEEDED: We don't need an exact dollar amount.  
  
IF NEEDED: We know questions like these may be difficult to answer, but we need to know this to understand how people manage financially as they age and what effect this might have on their health.

**CODES**

- 1 ENTER COMBINED AMOUNT
- 2 ENTER SP AND SPOUSE/PARTNER AMOUNTS IA15A  
SEPARATELY
- REFUSED IA14B
- DON'T KNOW IA14B

---

**IA14A**

ia5srrjtamt

R5 IA14A JOINT SS RR AMOUNT

**QUESTION TEXT:**

ENTER COMBINED SP AND SPOUSE/PARTNER SOCIAL SECURITY/RAILROAD RETIREMENT AMOUNT

**ENTER NUMBER**

Range

1 to 9999

**PROGRAMMER INSTRUCTIONS:**

Range: \$1-\$9,999  
Do not display the phrase 'Enter Number'.  
If IA14A = 1-9999, go to BOX IA17

---

**IA14B**

ia5srrjtest

R5 IA14B ESTMT JOINT SSRR AMOUNT

**QUESTION TEXT:**

SHOW CARD IA2  
  
Please look at this card and tell me which is closest.

**CODES**

- 1 LESS THAN \$1,300, BOX IA17
- 2 \$1,300 TO LESS THAN \$1,700 BOX IA17
- 3 \$1,700 TO LESS THAN \$2,200 BOX IA17
- 4 \$2,200 TO LESS THAN \$2,600 BOX IA17
- 5 \$2,600 OR MORE? BOX IA17



REFUSED  
DON'T KNOW

BOX IA17  
BOX IA17

---

**IA15A**

**ia5ssrrspamt**

R5 IA15A SP SS RR AMOUNT

**DISPLAY INSTRUCTIONS:**

If PROXY flag <>1 (YES), display "your".  
Otherwise, display "SP's".

**QUESTION TEXT:**

What was the amount of {your/SP's} most recent monthly Social Security or Railroad Retirement payment (for the month of {CURRENT MONTH - 1})?

IF NEEDED: We don't need an exact dollar amount.

IF NEEDED: We know questions like these may be difficult to answer, but we need to know this to understand how people manage financially as they age and what effect this might have on their health.

ENTER SP SOCIAL SECURITY/RAILROAD RETIREMENT AMOUNT

**ENTER NUMBER**

Range 1 to 9999  
REFUSED  
DON'T KNOW

**PROGRAMMER INSTRUCTIONS:**

Range: \$1-\$9,999  
Do not display the phrase 'Enter Number'.  
If IA15A = 1-9999, go to BOX IA16A

---

**IA15B**

**ia5ssrrspest**

R5 IA15B ESTIMATE SP SS RR AMT

**QUESTION TEXT:**

SHOW CARD IA3

Please look at this card and tell me which is closest.

**CODES**

1 LESS THAN \$700,  
2 \$700 TO LESS THAN \$1,000  
3 \$1,000 TO LESS THAN \$1,300  
4 \$1,300 TO LESS THAN \$1,600  
5 \$1,600 OR MORE  
REFUSED  
DON'T KNOW

---

**BOX IA16A**

**BOXIA16A**

NOT ON FILE

If IA14 = 2 (ENTER SP AND SPOUSE/PARTNER AMOUNTS SEPARATELY), go to IA16A.  
Otherwise, go to BOX IA17.

DISPLAY INSTRUCTIONS:

If PROXY RELATIONSHIP = 2 (SPOUSE/PARTNER), display "your".  
Otherwise, display "{SPOUSE/PARTNER FIRSTNAME LASTNAME}'s".

QUESTION TEXT:

What was the amount of {your/{SPOUSE/PARTNER FIRSTNAME LASTNAME}'s} most recent monthly Social Security or Railroad Retirement payment (for the month of {CURRENT MONTH - 1})?

IF NEEDED: We don't need an exact dollar amount.

IF NEEDED: We know questions like these may be difficult to answer, but we need to know this to understand how people manage financially as they age and what effect this might have on their health.

ENTER SPOUSE/PARTNER SOCIAL SECURITY/RAILROAD RETIREMENT AMOUNT

ENTER NUMBER

Range 1 to 9999  
REFUSED  
DON'T KNOW

PROGRAMMER INSTRUCTIONS:

Range: \$1-\$9,999.  
Do not display the phrase 'Enter Number'.  
If IA16A = 1-9999, go to BOX IA17

QUESTION TEXT:

SHOW CARD IA3

Please look at this card and tell me which is closest.

CODES

- 1 LESS THAN \$700,
- 2 \$700 TO LESS THAN \$1,000
- 3 \$1,000 TO LESS THAN \$1,300
- 4 \$1,300 TO LESS THAN \$1,600
- 5 \$1,600 OR MORE
- REFUSED
- DON'T KNOW

If IA4 = 1 (SP RECEIVED SSI) and 2 (SPOUSE RECEIVED SSI), go to IA17.  
Else if IA4 = 1 (SP RECEIVED SSI), go to IA18A.  
Else if IA4 = 2 (SPOUSE RECEIVED SSI), go to IA19A.  
Otherwise, go to BOX IA20.

**DISPLAY INSTRUCTIONS:**

If PROXY flag <> 1 (YES) or PROXY RELATIONSHIP = 2 (SPOUSE/PARTNER), display "your".  
Otherwise, display "SP's".

If PROXY RELATIONSHIP = 2 (SPOUSE/PARTNER), display "SP FIRSTNAME LASTNAME".  
Otherwise, display "SPOUSE/PARTNER FIRSTNAME LASTNAME".

**QUESTION TEXT:**

What was the amount of {your/SP's} and {SP FIRSTNAME LASTNAME/SPOUSE/PARTNER FIRSTNAME LASTNAME}'s most recent monthly SSI payment (for the month of {CURRENT MONTH - 1})?

IF NEEDED: We don't need an exact dollar amount.

IF NEEDED: We know questions like these may be difficult to answer, but we need to know this to understand how people manage financially as they age and what effect this might have on their health.

**CODES**

1	ENTER COMBINED AMOUNT	
2	ENTER SP AND SPOUSE/PARTNER AMOUNTS SEPARATELY	IA18A
	REFUSED	IA17B
	DON'T KNOW	IA17B

**IA17A**

ia5ssijtamt

R5 IA17A JOINT SSI AMT

**QUESTION TEXT:**

ENTER COMBINED SP AND SPOUSE/PARTNER SSI AMOUNT

**ENTER NUMBER**

Range

1 to 9999

**PROGRAMMER INSTRUCTIONS:**

Range: \$1-\$9,999.

Do not display the phrase 'Enter Number'.

If IA17A = 1-9999, go to BOX IA20.

**IA17B**

ia5ssijtest

R5 IA17B ESTIMATE JOINT SSI AMT

**QUESTION TEXT:**

SHOW CARD IA4

Please look at this card and tell me which is closest.

**CODES**

1	LESS THAN \$300,	BOX IA20
2	\$300 TO LESS THAN \$700,	BOX IA20
3	\$700 TO LESS THAN \$1000	BOX IA20
4	\$1000 OR MORE	BOX IA20
	REFUSED	BOX IA20
	DON'T KNOW	BOX IA20

---

**IA18A****ia5ssispamt**

R5 IA18A SP SSI AMOUNT

**DISPLAY INSTRUCTIONS:**

If PROXY flag <> 1 (YES), display "your". Otherwise, display "SP's".

**QUESTION TEXT:**

What was the amount of {your/SP's} most recent monthly SSI payment (for the month of {CURRENT MONTH - 1})?

IF NEEDED: We don't need an exact dollar amount.

IF NEEDED: We know questions like these may be difficult to answer, but we need to know this to understand how people manage financially as they age and what effect this might have on their health.

ENTER SP SSI AMOUNT

**ENTER NUMBER**

Range

1 to 9999

REFUSED

DON'T KNOW

**PROGRAMMER INSTRUCTIONS:**

Range: \$1-\$9,999

Do not display the phrase 'Enter Number'.

If IA18A = 1-9999, go to BOX IA19A.

---

**IA18B****ia5ssispest**

R5 IA8B ESTIMATE SP SSI AMOUNT

**QUESTION TEXT:**

SHOW CARD IA5

Please look at this card and tell me which is closest.

**CODES**

- |   |                          |
|---|--------------------------|
| 1 | LESS THAN \$100,         |
| 2 | \$100 TO LESS THAN \$200 |
| 3 | \$200 TO LESS THAN \$400 |
| 4 | \$400 TO LESS THAN \$700 |
| 5 | \$700 OR MORE            |
|   | REFUSED                  |
|   | DON'T KNOW               |

---

**BOX IA19A****BOXIA19A**

NOT ON FILE

If IA17 = 2 (ENTER SP AND SPOUSE/PARTNER AMOUNTS SEPARATELY), go to IA19A.  
Otherwise, go to BOX IA20.

---

**IA19A**

**ia5ssiptamt**

R5 IA19A PARTNR SSI AMOUNT

**DISPLAY INSTRUCTIONS:**

If PROXY RELATIONSHIP = 2 (SPOUSE/PARTNER), display "your".  
Otherwise, display "{SPOUSE/PARTNER FIRSTNAME LASTNAME}'s".

**QUESTION TEXT:**

What was the amount of {your/{SPOUSE/PARTNER FIRSTNAME LASTNAME}'s} most recent monthly SSI payment (for the month of {CURRENT MONTH - 1})?

IF NEEDED: We don't need an exact dollar amount.

IF NEEDED: We know questions like these may be difficult to answer, but we need to know this to understand how people manage financially as they age and what effect this might have on their health.

ENTER SPOUSE/PARTNER SSI AMOUNT

**ENTER NUMBER**

Range 1 to 9999  
REFUSED  
DON'T KNOW

**PROGRAMMER INSTRUCTIONS:**

Range: \$1-\$9,999.  
Do not display the phrase 'Enter Number'.  
If IA19A = 1-9999, go to BOX IA20.

**IA19B**

**ia5ssiptest**

R5 IA19B ESTIMATE PARTNR SSI AMT

**QUESTION TEXT:**

SHOW CARD IA5

Please look at this card and tell me which is closest.

**CODES**

- 1 LESS THAN \$100,
- 2 \$100 TO LESS THAN \$200
- 3 \$200 TO LESS THAN \$400
- 4 \$400 TO LESS THAN \$700
- 5 \$700 OR MORE
- REFUSED
- DON'T KNOW

**BOX IA20**

**BOX IA20**

NOT ON FILE

If IA5 = 1 (SP RECEIVED VA) and 2 (SPOUSE RECEIVED VA), go to IA20.  
Else if IA5 = 1 (SP RECEIVED VA), go to IA21A.  
Else if IA5 = 2 (SPOUSE RECEIVED VA), go to IA22A.  
Otherwise, go to BOX IA23.

**IA20**

**ia5vapymnt**

R5 IA20 RECENT MNTHLY VA PAYMENT

**DISPLAY INSTRUCTIONS:**

If PROXY flag <> 1 (YES) or PROXY RELATIONSHIP = 2 (SPOUSE/PARTNER), display “your”. Otherwise, display “SP’s”.

If PROXY RELATIONSHIP = 2 (SPOUSE/PARTNER), display "SP FIRSTNAME LASTNAME". Otherwise, display "SPOUSE/PARTNER FIRSTNAME LASTNAME".

**QUESTION TEXT:**

What was the amount of {your/SP’s} and {SP FIRSTNAME LASTNAME/SPOUSE/PARTNER FIRSTNAME LASTNAME}’s most recent monthly Veteran’s Administration payment (for the month of {CURRENT MONTH - 1})?

IF NEEDED: We don’t need an exact dollar amount.

IF NEEDED: We know questions like these may be difficult to answer, but we need to know this to understand how people manage financially as they age and what effect this might have on their health.

**CODES**

- |   |  |       |
|---|--|-------|
| 1 | ENTER COMBINED AMOUNT                          |       |
| 2 | ENTER SP AND SPOUSE/PARTNER AMOUNTS SEPARATELY | IA21A |
|   | REFUSED  | IA20B |
|   | DON’T KNOW                                     | IA20B |

---

**IA20A**

ia5vajtamt

R5 IA20A JOINT VA AMOUNT

**QUESTION TEXT:**

ENTER COMBINED SP AND SPOUSE/PARTNER VA AMOUNT

**ENTER NUMBER**

Range

1 to 9999

**PROGRAMMER INSTRUCTIONS:**

Range: \$1-\$9,999

Do not display the phrase 'Enter Number'.

If IA20A = 1-9999, go to BOX IA23.

---

**IA20B**

ia5vajtest

R5 IA20B ESTIMAT JOINT VA AMOUNT

**QUESTION TEXT:**

SHOW CARD IA6

Please look at this card and tell me which is closest.

**CODES**

- |   |                              |          |
|---|------------------------------|----------|
| 1 | LESS THAN \$1000,            | BOX IA23 |
| 2 | \$1000 TO LESS THAN \$1,400  | BOX IA23 |
| 3 | \$1,400 TO LESS THAN \$1,800 | BOX IA23 |
| 4 | \$1,800 TO LESS THAN \$2,200 | BOX IA23 |
| 5 | \$2,200 OR MORE              | BOX IA23 |
|   | REFUSED                      | BOX IA23 |

**IA21A**

**ia5vaspamt**

R5 IA21A SP VA AMOUNT

**DISPLAY INSTRUCTIONS:**

If PROXY flag <> 1 (YES), display "your". Otherwise, display "SP's".

**QUESTION TEXT:**

What was the amount of {your/SP's} most recent monthly Veteran's Administration payment (for the month of {CURRENT MONTH - 1})?

IF NEEDED: We don't need an exact dollar amount.

IF NEEDED: We know questions like these may be difficult to answer, but we need to know this to understand how people manage financially as they age and what effect this might have on their health.

ENTER SP VA AMOUNT

**ENTER NUMBER**

Range	1 to 9999
REFUSED	
DON'T KNOW	

**PROGRAMMER INSTRUCTIONS:**

Range: \$1-\$9,999  
 Do not display the phrase 'Enter Number'.  
 If IA21A = 1-9999, go to BOX IA22A.

**IA21B**

**ia5vaspest**

R5 IA21B ESTIMATE SP VA AMOUNT

**QUESTION TEXT:**

SHOW CARD IA7

Please look at this card and tell me which is closest.

**CODES**

- 1 LESS THAN \$500
  - 2 \$500 TO LESS THAN \$700
  - 3 \$700 TO LESS THAN \$900
  - 4 \$900 TO LESS THAN \$1,100
  - 5 \$1,100 OR MORE
- REFUSED  
DON'T KNOW

**BOX IA22A**

**BOX IA22A**

NOT ON FILE

If IA20 = 2 (ENTER SP AND SPOUSE/PARTNER AMOUNTS SEPARATELY), go to IA22A.  
 Otherwise, go to BOX IA23.

**IA22A****ia5vaptamt**

R5 IA22A PARTNER VA AMOUNT

**DISPLAY INSTRUCTIONS:**

If PROXY RELATIONSHIP = 2 (SPOUSE/PARTNER), display “your”.  
 Otherwise, display “{SPOUSE/PARTNER FIRSTNAME LASTNAME}'s”.

**QUESTION TEXT:**

What was the amount of {your/{SPOUSE/PARTNER FIRSTNAME LASTNAME}'s} most recent monthly Veteran’s Administration payment (for the month of {CURRENT MONTH – 1})?

IF NEEDED: We don’t need an exact dollar amount.

IF NEEDED: We know questions like these may be difficult to answer, but we need to know this to understand how people manage financially as they age and what effect this might have on their health.

ENTER SPOUSE/PARTNER VA AMOUNT

**ENTER NUMBER**

Range	1 to 9999
REFUSED	
DON'T KNOW	

**PROGRAMMER INSTRUCTIONS:**

Range: \$1-\$9,999.  
 Do not display the phrase 'Enter Number'.  
 If IA22A = 1-9999, go to BOX IA23.

**IA22B****ia5vaptest**

R5 IA22B ESTIMATE PARTNR VA AMT

**QUESTION TEXT:**

SHOW CARD IA7

Please look at this card and tell me which is closest.

**CODES**

1	LESS THAN \$500
2	\$500 TO LESS THAN \$700
3	\$700 TO LESS THAN \$900
4	\$900 TO LESS THAN \$1,100
5	\$1,100 OR MORE
	REFUSED
	DON'T KNOW

**BOX IA23****BOX IA23**

NOT ON FILE

If IA6 = 1 (SP RECEIVED PENSION PLAN) and 2 (SPOUSE RECEIVED PENSION PLAN), go to IA23.  
 Else if IA6 = 1 (SP RECEIVED PENSION PLAN), go to IA24A.  
 Else if IA6 = 2 (SPOUSE RECEIVED PENSION PLAN), go to IA25A.  
 Otherwise, go to BOX IA26.



**DISPLAY INSTRUCTIONS:**

If PROXY flag <> 1 (YES) or PROXY RELATIONSHIP = 2 (SPOUSE/PARTNER), display "you".  
Otherwise, display "SP".

If PROXY RELATIONSHIP = 2 (SPOUSE/PARTNER), display "SP FIRSTNAME LASTNAME".  
Otherwise, display "SPOUSE/PARTNER FIRSTNAME LASTNAME".

**QUESTION TEXT:**

You told me earlier that {you/SP} and {SP FIRSTNAME LASTNAME/SPOUSE/PARTNER FIRSTNAME LASTNAME} have job-related pension plans. In all, how much was received from these pension plans in the last month, before any federal or state taxes were taken out (for the month of {CURRENT MONTH - 1})?

IF NEEDED: We don't need an exact dollar amount.

IF NEEDED: We know questions like these may be difficult to answer, but we need to know this to understand how people manage financially as they age and what effect this might have on their health.

**CODES**

1	ENTER COMBINED AMOUNT	
2	ENTER SP AND SPOUSE/PARTNER AMOUNTS SEPARATELY	IA24A
	REFUSED	IA23B
	DON'T KNOW	IA23B

**IA23A****ia5penjamt**

R5 IA23A JOINT JOB PENSION AMT

**QUESTION TEXT:**

ENTER COMBINED SP AND SPOUSE/PARTNER PENSION PLAN AMOUNT

**ENTER NUMBER**

Range

1 to 9999

**PROGRAMMER INSTRUCTIONS:**

Range: \$1-\$9,999

Do not display the phrase 'Enter Number'.

If IA23A = 1-9999, go to BOX IA26.

**IA23B****ia5penjtest**

R5 IA23B EST JOINT JOB PENSN AMT

**QUESTION TEXT:**

SHOW CARD IA8

Please look at this card and tell me which is closest.

**CODES**

1	LESS THAN \$600,	BOX IA26
2	\$600 TO LESS THAN \$1,300	BOX IA26
3	\$1,300 TO LESS THAN \$2,100	BOX IA26
4	\$2,100 TO LESS THAN \$5,900	BOX IA26

5	\$5,900 OR MORE	BOX IA26
	REFUSED	BOX IA26
	DON'T KNOW	BOX IA26

<b>IA24A</b>	<b>ia5penspamt</b>	R5 IA24A SP JOB PENSION AMOUNT
--------------	--------------------	--------------------------------

**DISPLAY INSTRUCTIONS:**

If PROXY flag <> 1 (YES), display "you have" and your".  
 Otherwise, display "SP has" and "SP's".

If IA23=2, (ENTER SP AND SPOUSE/PARTNER AMOUNTS SEPARATELY), display "{your/SP's} job-related".  
 Otherwise, display "You told me earlier that {you have/SP has} a job-related pension plan." and "this".

**QUESTION TEXT:**

{You told me earlier that {you have/SP has} a job-related pension plan.} In all, how much was received from {{your/SP's} job-related /this} pension plan in the last month, before any federal or state taxes were taken out (for the month of {CURRENT MONTH - 1})?

IF NEEDED: We don't need an exact dollar amount.

IF NEEDED: We know questions like these may be difficult to answer, but we need to know this to understand how people manage financially as they age and what effect this might have on their health.

ENTER SP PENSION PLAN AMOUNT

**ENTER NUMBER**

Range	1 to 9999
REFUSED	
DON'T KNOW	

**PROGRAMMER INSTRUCTIONS:**

Range: \$1-\$9,999  
 Do not display the phrase 'Enter Number'.  
 If IA24A = 1-9999, go to BOX IA25A.

<b>IA24B</b>	<b>ia5penspest</b>	R5 IA24B EST SP JOB PENSION AMT
--------------	--------------------	---------------------------------

**QUESTION TEXT:**

SHOW CARD IA9

Please look at this card and tell me which is closest.

**CODES**

1	LESS THAN \$400
2	\$400 TO LESS THAN \$900
3	\$900 TO LESS THAN \$1,600
4	\$1,600 TO LESS THAN \$3,800
5	\$3,800 OR MORE
	REFUSED
	DON'T KNOW

<b>BOX IA25A</b>	<b>BOX IA25A</b>	NOT ON FILE
------------------	------------------	-------------

If IA23 = 2 (ENTER SP AND SPOUSE/PARTNER AMOUNTS SEPARATELY), go to IA25A.  
Otherwise, go to BOX IA26.

---

**IA25A****ia5pentamt**

R5 IA25A PARTNR JOB PENSN AMOUNT

**DISPLAY INSTRUCTIONS:**

If PROXY RELATIONSHIP = 2 (SPOUSE/PARTNER), display "you have" and "your".  
Otherwise, display "{SPOUSE/PARTNER FIRSTNAME LASTNAME} has" and "{SPOUSE/PARTNER FIRSTNAME LASTNAME}'s".

If IA23 = 2 (ENTER SP and SPOUSE/PARTNER AMOUNTS SEPARATELY), display "{your/SP's} job-related".  
Otherwise, display "You told me earlier that {you have/{SPOUSE/PARTNER FIRSTNAME LASTNAME} has} a job-related pension plan" and "this".

**QUESTION TEXT:**

{You told me earlier that {you have/{SPOUSE/PARTNER FIRSTNAME LASTNAME} has} a job-related pension plan.} In all, how much was received from {{your/{SPOUSE/PARTNER FIRSTNAME LASTNAME}'s} job-related/this} pension plan in the last month, before any federal or state taxes were taken out (for the month of {CURRENT MONTH - 1})?

IF NEEDED: We don't need an exact dollar amount.

IF NEEDED: We know questions like these may be difficult to answer, but we need to know this to understand how people manage financially as they age and what effect this might have on their health.

ENTER SPOUSE/PARTNER PENSION PLAN AMOUNT

**ENTER NUMBER**

Range 1 to 9999  
REFUSED  
DON'T KNOW

**PROGRAMMER INSTRUCTIONS:**

Range: \$1-\$9,999  
Do not display the phrase 'Enter Number'.  
If IA25A = 1-9999, go to BOX IA26.

---

**IA25B****ia5penptest**

R5 IA25B EST PARTNR JOB PEN AMT

**QUESTION TEXT:**

SHOW CARD IA9

Please look at this card and tell me which is closest.

**CODES**

1 LESS THAN \$400  
2 \$400 TO LESS THAN \$900  
3 \$900 TO LESS THAN \$1,600  
4 \$1,600 TO LESS THAN \$3,800  
5 \$3,800 OR MORE  
REFUSED  
DON'T KNOW

If IA7 = 1 (SP HAS RETIREMENT ACCT) and 2 (SPOUSE HAS RETIREMENT ACCT), go to IA26.  
 Else if IA7 = 1 (SP HAS RETIREMENT ACCT), go to IA27A.  
 Else if IA7 = 2 (SPOUSE HAS RETIREMENT ACCT), go to IA28A.  
 Otherwise, go to BOX IA35.

**IA26**

**ia5retworth**

R5 IA26 RETIREMENT ACCOUNT WORTH

**DISPLAY INSTRUCTIONS:**

If PROXY flag <> 1 (YES) or PROXY RELATIONSHIP = 2 (SPOUSE/PARTNER), display "you".  
 Otherwise, display "SP".

If PROXY RELATIONSHIP = 2 (SPOUSE/PARTNER), display "SP FIRSTNAME LASTNAME".  
 Otherwise, display "SPOUSE/PARTNER FIRSTNAME LASTNAME".

Display "currently" in underlined text.

**QUESTION TEXT:**

This next question is a bit different. You mentioned that {you/SP} and {SP FIRSTNAME LASTNAME/SPOUSE/PARTNER FIRSTNAME LASTNAME} have retirement accounts. In total, about how much is currently in all of these retirement accounts?

IF NEEDED: Retirement accounts include 401K, 403B, IRA and other retirement accounts.

IF NEEDED: We don't need an exact dollar amount.

IF NEEDED: We know questions like these may be difficult to answer, but we need to know this to understand how people manage financially as they age and what effect this might have on their health.

**CODES**

- |   |  |       |
|---|--|-------|
| 1 | ENTER COMBINED AMOUNT                          |       |
| 2 | ENTER SP AND SPOUSE/PARTNER AMOUNTS SEPARATELY | IA27A |
|   | REFUSED  | IA26B |
|   | DON'T KNOW                                     | IA26B |

**IA26A**

**ia5retjwrt**

R5 IA26A JOINT RETIR ACCT WORTH

**QUESTION TEXT:**

ENTER COMBINED SP AND SPOUSE/PARTNER RETIREMENT ACCOUNT AMOUNT

**ENTER NUMBER**

Range

1 to 9999999

**PROGRAMMER INSTRUCTIONS:**

Range: \$1-\$9,999,999  
 Do not display the phrase 'Enter Number'.

If IA26A = 1-9999999, go to BOX IA29.

---

**IA26B****ia5retjtest**R5 IA26B EST JOINT RET ACCT WRTH

---

**QUESTION TEXT:**

SHOW CARD IA10

Please look at this card and tell me which is closest.

**CODES**

1	LESS THAN \$34,000	BOX IA29
2	\$34,000 TO LESS THAN \$82,000	BOX IA29
3	\$82,000 TO LESS THAN \$175,000	BOX IA29
4	\$175,000 TO LESS THAN \$413,000	BOX IA29
5	\$413,000 OR MORE	BOX IA29
	REFUSED	BOX IA29
	DON'T KNOW	BOX IA29

---

**IA27A****ia5retspwrt**R5 IA27A SP RETIREMENT ACCT WRTH

---

**DISPLAY INSTRUCTIONS:**

If PROXY flag <> 1 (YES), display "you have".  
Otherwise, display "SP has".

Display "currently" in underlined text.

**QUESTION TEXT:**

This next question is a bit different. You mentioned that {you have/SP has} retirement accounts.  
In total, about how much is currently in all of these retirement accounts?

IF NEEDED: Retirement accounts include 401K, 403B, IRA and other retirement accounts.

IF NEEDED: We don't need an exact dollar amount.

IF NEEDED: We know questions like these may be difficult to answer, but we need to know this to understand how people manage financially as they age and what effect this might have on their health.

ENTER SP RETIREMENT ACCOUNT AMOUNT

**ENTER NUMBER**

Range 1 to 9999999  
REFUSED  
DON'T KNOW

**PROGRAMMER INSTRUCTIONS:**

Range: \$1-\$9,999,999  
Do not display the phrase 'Enter Number'.  
If IA27A = 1-9,999,999, go to BOX IA28A.

---

**IA27B****ia5retspst**R5 IA27B EST SP RET ACCT WORTH

---

**QUESTION TEXT:**

SHOW CARD IA11

Please look at this card and tell me which is closest.

**CODES**

- 1 LESS THAN \$20,000
  - 2 \$20,000 TO LESS THAN \$47,000
  - 3 \$47,000 TO LESS THAN \$92,000
  - 4 \$92,000 TO LESS THAN \$218,000
  - 5 \$218,000 OR MORE
- REFUSED  
DON'T KNOW

---

**BOX IA28A**

**BOXIA28A**

NOT ON FILE

If IA26 = 2 (ENTER SP AND SPOUSE/PARTNER AMOUNTS SEPARATELY), go to IA28A.  
Otherwise, go to BOX IA29.

---

**IA28A**

**ia5retptwrt**

R5 IA28A PRTNR RET ACCT WORTH

**DISPLAY INSTRUCTIONS:**

If PROXY RELATIONSHIP = 2 (SPOUSE/PARTNER), display "you have".  
Otherwise, display "{SPOUSE/PARTNER FIRSTNAME LASTNAME} has".

Display "currently" in underlined text.

**QUESTION TEXT:**

This next question is a bit different. You mentioned that {you have/{SPOUSE/PARTNER FIRSTNAME LASTNAME} has} retirement accounts. In total, about how much is currently in all of these retirement accounts?

IF NEEDED: Retirement accounts include 401K, 403B, IRA and other retirement accounts.

IF NEEDED: We don't need an exact dollar amount.

IF NEEDED: We know questions like these may be difficult to answer, but we need to know this to understand how people manage financially as they age and what effect this might have on their health.

ENTER SPOUSE/PARTNER RETIREMENT ACCOUNT AMOUNT

**ENTER NUMBER**

Range 1 to 999999  
REFUSED  
DON'T KNOW

**PROGRAMMER INSTRUCTIONS:**

Range: \$1-\$999,999  
Do not display the phrase 'Enter Number'.  
If IA28A = 1-999999, go to BOX IA29.

---

**IA28B**

**ia5retptest**

R5 IA28B EST PARTNR ACCT WORTH

**QUESTION TEXT:**

SHOW CARD IA11

Please look at this card and tell me which is closest.

**CODES**

- 1 LESS THAN \$20,000
  - 2 \$20,000 TO LESS THAN \$47,000
  - 3 \$47,000 TO LESS THAN \$92,000
  - 4 \$92,000 TO LESS THAN \$218,000
  - 5 \$218,000 OR MORE
- REFUSED  
DON'T KNOW

---

**BOX IA29**

**BOX IA29**

NOT ON FILE

If IA7 = 1 (SP HAS RETIREMENT ACCT) and 2 (SPOUSE HAS RETIREMENT ACCT), go to IA29.  
Else if IA7 = 1 (SP HAS RETIREMENT ACCT), go to IA30A.  
Else if IA7 = 2 (SPOUSE HAS RETIREMENT ACCT), go to IA31A.  
Otherwise, go to BOX IA35.

---

**IA29**

**ia5rtlmwdrw**

R5 IA29 RETRMNT WDRW AMT LST MTH

**DISPLAY INSTRUCTIONS:**

If PROXY flag <> 1 (YES) or PROXY RELATIONSHIP = 2 (SPOUSE/PARTNER), display "you".  
Otherwise, display "SP".

If PROXY RELATIONSHIP = 2 (SPOUSE/PARTNER), display "SP FIRSTNAME LASTNAME".  
Otherwise, display "SPOUSE/PARTNER FIRSTNAME LASTNAME".

Display "Last month" in underlined text.

**QUESTION TEXT:**

Last month, how much altogether did {you/SP} and {SP FIRSTNAME LASTNAME/SPOUSE/PARTNER FIRSTNAME LASTNAME} receive or withdraw from all of these retirement accounts (for the month of {CURRENT MONTH - 1})?

IF NEEDED: We don't need an exact dollar amount.

IF NEEDED: We know questions like these may be difficult to answer, but we need to know this to understand how people manage financially as they age and what effect this might have on their health.

**CODES**

- 1 ENTER COMBINED AMOUNT
- 2 ENTER SP AND SPOUSE/PARTNER AMOUNTS      IA30A  
SEPARATELY
- REFUSED      IA29B
- DON'T KNOW      IA29B

---

**IA29A**

**ia5rtlmjtwdr**

R5 IA29A JOINT RET WDRW LST MTH

**QUESTION TEXT:**

ENTER COMBINED SP AND SPOUSE/PARTNER RETIREMENT ACCOUNT RECEIVED/ WITHDRAWN AMOUNT

**ENTER NUMBER**

Range

0 to 99999

**PROGRAMMER INSTRUCTIONS:**

Range: \$0-\$99,999  
Do not display the phrase 'Enter Number'.  
If IA29A = 0-99,999, go to BOX IA32.

---

**IA29B**

ia5rtlmjtest

R5 IA29B EST JONT RET WDR LS MTH

**DISPLAY INSTRUCTIONS:**

Display "last month" in underlined text.

**QUESTION TEXT:**

SHOW CARD IA12

Please look at this card and tell me which is closest.

**CODES**

1	LESS THAN \$200	BOX IA32
2	\$200 TO LESS THAN \$500	BOX IA32
3	\$500 TO LESS THAN \$1,000	BOX IA32
4	\$1,000 TO LESS THAN \$2,500	BOX IA32
5	\$2,500 OR MORE	BOX IA32
	REFUSED	BOX IA32
	DON'T KNOW	BOX IA32

---

**IA30A**

ia5rtlmjtest

R5 IA30A SP RET WDRWL LAST MONTH

**DISPLAY INSTRUCTIONS:**

If PROXY flag <> 1 (YES), display "you" and "your".  
Otherwise, display "SP" and "{his/her}".

Display "Last month" in underlined text.

**QUESTION TEXT:**

Last month, how much altogether did {you/SP} receive or withdraw from {your/his/her} retirement accounts (for the month of {CURRENT MONTH - 1})?

IF NEEDED: We don't need an exact dollar amount.

IF NEEDED: We know questions like these may be difficult to answer, but we need to know this to understand how people manage financially as they age and what effect this might have on their health.

ENTER SP RETIREMENT ACCOUNT RECEIVED/WITHDRAWN AMOUNT

**ENTER NUMBER**

Range

0 to 99999

REFUSED

DON'T KNOW

**PROGRAMMER INSTRUCTIONS:**



Range: \$0-\$99,999  
Do not display the phrase 'Enter Number'.  
If IA30A = 0-99999, go to BOX IA31A.

---

**IA30B**

**ia5rtlmspest**

R5 IA30B EST SP RET WDR LST MNTH

**QUESTION TEXT:**

SHOW CARD IA13

Please look at this card and tell me which is closest.

**CODES**

- |   |                            |
|---|----------------------------|
| 1 | LESS THAN \$100            |
| 2 | \$100 TO LESS THAN \$300   |
| 3 | \$300 TO LESS THAN \$700   |
| 4 | \$700 TO LESS THAN \$1,700 |
| 5 | \$1,700 OR MORE            |
|   | REFUSED                    |
|   | DON'T KNOW                 |

---

**BOX IA31A**

**BOX IA3A**

NOT ON FILE

If IA29 = 2 (ENTER SP AND SPOUSE/PARTNER AMOUNTS SEPARATELY), go to IA31A.  
Otherwise, go to BOX IA32.

---

**IA31A**

**ia5rtlmptwdr**

R5 IA31A PARTNR RET WDR LST MTH

**DISPLAY INSTRUCTIONS:**

If PROXY RELATIONSHIP = 2 (SPOUSE/PARTNER), display “you” and “your”.  
Otherwise, display “{SPOUSE/PARTNER FIRSTNAME LASTNAME}” and “{his/her}”.

Display “Last month” in underlined text.

**QUESTION TEXT:**

Last month, how much altogether did {you/{SPOUSE/PARTNER FIRSTNAME LASTNAME}} receive or withdraw from {your/his/her} retirement accounts (for the month of {CURRENT MONTH - 1})?

IF NEEDED: We don't need an exact dollar amount.

IF NEEDED: We know questions like these may be difficult to answer, but we need to know this to understand how people manage financially as they age and what effect this might have on their health.

ENTER SPOUSE/PARTNER RETIREMENT ACCOUNT RECEIVED/ WITHDRAWN AMOUNT

**ENTER NUMBER**

Range  
REFUSED  
DON'T KNOW

0 to 99999

**PROGRAMMER INSTRUCTIONS:**

Range: \$0-\$99,999

Do not display the phrase 'Enter Number'.  
If IA31A = 0-99,999, go to BOX IA32.

---

**IA31b**

**ia5rtlmpstest**

R5 IA31B EST PARTNR WDR LST MTH

**QUESTION TEXT:**

SHOW CARD IA13

Please look at this card and tell me which is closest.

**CODES**

- 1 LESS THAN \$100
  - 2 \$100 TO LESS THAN \$300
  - 3 \$300 TO LESS THAN \$700
  - 4 \$700 TO LESS THAN \$1,700
  - 5 \$1,700 OR MORE
- REFUSED  
DON'T KNOW

---

**BOX IA32**

**BOXIA32**

NOT ON FILE

If IA7 = 1 (SP HAS RETIREMENT ACCT) and 2 (SPOUSE HAS RETIREMENT ACCT), go to IA32.  
Else if IA7 = 1 (SP HAS RETIREMENT ACCT), go to IA33A.  
Else if IA7 = 2 (SPOUSE HAS RETIREMENT ACCT), go to IA34A.  
Otherwise, go to BOX IA35.

---

**IA32**

**ia5rtyrwdrw**

R5 IA32 RETRMNT WDRWL AMT LST YR

**DISPLAY INSTRUCTIONS:**

If PROXY flag <> 1 (YES) or PROXY RELATIONSHIP = 2 (SPOUSE/PARTNER), display "you".  
Otherwise, display "SP".

If PROXY RELATIONSHIP = 2 (SPOUSE/PARTNER), display "SP FIRSTNAME LASTNAME".  
Otherwise, display "SPOUSE/PARTNER FIRSTNAME LASTNAME".

Display "last year" in underlined text.

**QUESTION TEXT:**

Now thinking about all of last year (that is calendar year {CURRENT YEAR - 1}), how much altogether did {you/SP} and {SP FIRSTNAME LASTNAME/SPOUSE/PARTNER FIRSTNAME LASTNAME} receive or withdraw from all of these retirement accounts?

IF NEEDED: We don't need an exact dollar amount.

IF NEEDED: We know questions like these may be difficult to answer, but we need to know this to understand how people manage financially as they age and what effect this might have on their health.

**CODES**

- 1 ENTER COMBINED AMOUNT
  - 2 ENTER SP AND SPOUSE/PARTNER AMOUNTS SEPARATELY
- IA33A  
IA32B

REFUSED  
DON'T KNOW

IA32B

---

**IA32A**

**ia5rtyrjtamt**

R5 IA32A AMT JOINT RET WDR LS YR

**QUESTION TEXT:**

ENTER COMBINED SP AND SPOUSE/PARTNER RETIREMENT ACCOUNT RECEIVED/ WITHDRAWN AMOUNT

**ENTER NUMBER**

Range

0 to 9999999

**PROGRAMMER INSTRUCTIONS:**

Range: \$0-\$9,999,999  
Do not display the phrase 'Enter Number'.  
If IA32A = 0-9999999, go to BOX IA35.

---

**IA32B**

**ia5rtyrjtest**

R5 IA32B EST JOINT RET WDR LS YR

**QUESTION TEXT:**

SHOW CARD IA14

Please look at this card and tell me which is closest.

**CODES**

1	LESS THAN \$2,400	BOX IA35
2	\$2,400 TO LESS THAN \$6,000	BOX IA35
3	\$6,000 TO LESS THAN \$12,000	BOX IA35
4	\$12,000 TO LESS THAN \$30,000	BOX IA35
5	\$30,000 OR MORE	BOX IA35
	REFUSED	BOX IA35
	DON'T KNOW	BOX IA35

---

**IA33A**

**ia5rtyrspamt**

R5 IA33A SP AMT RCVWDR RET LS YR

**DISPLAY INSTRUCTIONS:**

If PROXY flag <> 1 (YES), display "you" and "your".  
Otherwise, display "SP" and "{his/her}".

Display "last year" in underlined text.

**QUESTION TEXT:**

Now thinking about all of last year (that is calendar year {CURRENT YEAR - 1}), how much altogether did {you/SP} receive or withdraw from all of {your/his/her} retirement plans?

IF NEEDED: We don't need an exact dollar amount.

IF NEEDED: We know questions like these may be difficult to answer, but we need to know this to understand how people manage financially as they age and what effect this might have on their health.

ENTER SP RETIREMENT ACCOUNT RECEIVED/ WITHDRAWN AMOUNT

**ENTER NUMBER**

Range 0 to 9999999  
REFUSED  
DON'T KNOW

**PROGRAMMER INSTRUCTIONS:**

Range: \$0-\$9,999,999  
Do not display the phrase 'Enter Number'.  
If IA33A = 0-9999999, go to BOX IA34A.

**IA33B**

**ia5rtyrspst**

R5 IA33B EST SP RCVWDR RET LS YR

**QUESTION TEXT:**

SHOW CARD IA15

Please look at this card and tell me which is closest.

**CODES**

- 1 LESS THAN \$1,200
  - 2 \$1,200 TO LESS THAN \$3,600
  - 3 \$3,600 TO LESS THAN \$8,400
  - 4 \$8,400 TO LESS THAN \$20,400
  - 5 \$20,400 OR MORE
- REFUSED  
DON'T KNOW

**BOX IA34A**

**BOX IA34A**

NOT ON FILE

If IA32 = 2 (ENTER SP AND SPOUSE/PARTNER AMOUNTS SEPARATELY), go to IA34A.  
Otherwise, go to BOX IA35.

**IA34A**

**ia5rtyrptamt**

R5 IA34A PARTNR RCVWDR RET LS YR

**DISPLAY INSTRUCTIONS:**

If PROXY RELATIONSHIP = 2 (SPOUSE/PARTNER), display "you" and "your".  
Otherwise, display "{SPOUSE/PARTNER FIRSTNAME LASTNAME}" and "{his/her}".

Display "last year" in underlined text.

**QUESTION TEXT:**

Now thinking about all of last year (that is calendar year {CURRENT YEAR - 1}), how much altogether did {you/{SPOUSE/PARTNER FIRSTNAME LASTNAME}} receive or withdraw from all of {your/his/her} retirement plans?

IF NEEDED: We don't need an exact dollar amount.

IF NEEDED: We know questions like these may be difficult to answer, but we need to know this to understand how people manage financially as they age and what effect this might have on their health.

ENTER SPOUSE/PARTNER RETIREMENT ACCOUNT RECEIVED/WITHDRAWN AMOUNT

**ENTER NUMBER**

Range 0 to 9999999  
REFUSED  
DON'T KNOW

**PROGRAMMER INSTRUCTIONS:**

Range: \$0-\$9,999,999  
Do not display the phrase 'Enter Number'.  
If IA34A = 0-9999999, go to BOX IA35.

---

**IA34B**

**ia5rtyrptest**

R5 IA34B EST PRTNR WDR RET LS YR

**QUESTION TEXT:**

SHOW CARD IA15

Please look at this card and tell me which is closest.

**CODES**

- 1 LESS THAN \$1,200
- 2 \$1,200 TO LESS THAN \$3,600
- 3 \$3,600 TO LESS THAN \$8,400
- 4 \$8,400 TO LESS THAN \$20,400
- 5 \$20,400 OR MORE REFUSED  
DON'T KNOW

---

**BOX IA35**

**BOX IA35**

NOT ON FILE

If [IA8 = 1 (SP MUTUAL FUNDS) and IA8 = 2 (SPOUSE MUTUAL FUNDS)] or IA8 = 3 (JOINT MUTUAL FUNDS) or [IA9 = 1 (SP BONDS) and IA9 = 2 (SPOUSE BONDS)] or IA9 = 3 (JOINT BONDS), go to IA35.  
Else if IA8 = 1 (SP MUTUAL FUNDS) or IA9 = 1 (SP BONDS), go to IA36A.  
Else if IA8 = 2 (SPOUSE MUTUAL FUNDS) or IA9 = 2 (SPOUSE BONDS), go to IA37A.  
Otherwise, go to BOX IA38.

---

**IA35**

**ia5skbdwrth**

R5 IA35 NONRETR STKS BNDS WRTH

**DISPLAY INSTRUCTIONS:**

If PROXY flag <> 1 (YES) or PROXY RELATIONSHIP = 2 (SPOUSE/PARTNER), display "you".  
Otherwise, display "SP".

If PROXY RELATIONSHIP = 2 (SPOUSE/PARTNER), display "SP FIRSTNAME LASTNAME".  
Otherwise, display "SPOUSE/PARTNER FIRSTNAME LASTNAME".

If IA8 = 1 (SP MUTUAL FUNDS) or 2 (SPOUSE MUTUAL FUNDS) or 3 (JOINT MUTUAL FUNDS), display "mutual funds or stocks".

If IA9 = 1 (SP BONDS) or 2 (SPOUSE BONDS) or 3 (JOINT BONDS), display "government, corporate, or other bonds".

If more than one type of asset displayed, display "and" between them.

**QUESTION TEXT:**

You told me earlier that {you/SP} and {SP FIRSTNAME LASTNAME/SPOUSE/PARTNER FIRSTNAME

LASTNAME} own {mutual funds or stocks} {government, corporate, or other bonds} that are not part of retirement accounts. About how much are these worth?

IF NEEDED: We don't need an exact dollar amount.

IF NEEDED: We know questions like these may be difficult to answer, but we need to know this to understand how people manage financially as they age and what effect this might have on their health.

**CODES**

- |   |  |           |
|---|--|-----------|
| 1 | ENTER COMBINED AMOUNT                          |           |
| 2 | ENTER SP AND SPOUSE/PARTNER AMOUNTS SEPARATELY | IA36A     |
|   | REFUSED  | BOX IA35B |
|   | DON'T KNOW                                     | BOX IA35B |

---

**IA35A**

ia5skbdjtwrt

R5 IA35A JOINT STKS BNDS WRTH

**QUESTION TEXT:**

ENTER COMBINED SP AND SPOUSE'S/PARTNER MUTUAL FUNDS/STOCKS/BONDS AMOUNT

**ENTER NUMBER**

Range

1 to 9999999

**PROGRAMMER INSTRUCTIONS:**

Range: \$1-\$9,999,999

Do not display the phrase 'Enter Number'.

If IA35A = 1-9999999, go to BOX IA38.

---

**BOX IA35B**

BOXIA35B

NOT ON FILE

If [IA8 = 1 (SP MUTUAL FUNDS) and IA8 = 2 (SPOUSE MUTUAL FUNDS)] or IA8 = 3 (JOINT MUTUAL FUNDS), go to IA35b.  
Otherwise, go to IA35c.

---

**IA35b**

ia5skbdjtest

R5 IA35B EST JOINT STKS BNDS WRT

**QUESTION TEXT:**

SHOW CARD IA16

Please look at this card and tell me which is closest.

**CODES**

- |   |                                 |          |
|---|---------------------------------|----------|
| 1 | LESS THAN \$9,000               | BOX IA38 |
| 2 | \$9,000 TO LESS THAN \$18,000   | BOX IA38 |
| 3 | \$18,000 TO LESS THAN \$93,000  | BOX IA38 |
| 4 | \$93,000 TO LESS THAN \$350,000 | BOX IA38 |
| 5 | \$350,000 OR MORE               | BOX IA38 |
|   | REFUSED                         | BOX IA38 |
|   | DON'T KNOW                      | BOX IA38 |

**QUESTION TEXT:**

SHOW CARD IA17

Please look at this card and tell me which is closest.

**CODES**

1	LESS THAN \$600	BOX IA38
2	\$600 TO LESS THAN \$5,000	BOX IA38
3	\$5,000 TO LESS THAN \$16,000	BOX IA38
4	\$16,000 TO LESS THAN \$62,000	BOX IA38
5	\$62,000 OR MORE	BOX IA38
	REFUSED	BOX IA38
	DON'T KNOW	BOX IA38

**DISPLAY INSTRUCTIONS:**

If PROXY flag <> 1 (YES), display "you own".  
Otherwise, display "SP owns".

If IA8 = 1 (SP MUTUAL FUNDS), display "mutual funds or stocks".  
If IA9 = 1 (SP BONDS), display "government, corporate, or other bonds".

If more than one type of asset displayed, display "and" between them.

**QUESTION TEXT:**

You told me earlier that {you own/SP owns}{mutual funds or stocks}{government, corporate, or other bonds} that are not part of retirement accounts. About how much are these worth?

IF NEEDED: We don't need an exact dollar amount.

IF NEEDED: We know questions like these may be difficult to answer, but we need to know this to understand how people manage financially as they age and what effect this might have on their health.

ENTER SP MUTUAL FUNDS/STOCKS/BONDS AMOUNT

**ENTER NUMBER**

Range 1 to 9999999  
REFUSED  
DON'T KNOW

**PROGRAMMER INSTRUCTIONS:**

Range: \$1-\$9,999,999  
Do not display the phrase 'Enter Number'.  
If IA36A = 1-9999999, go to BOX IA37A.

If IA8 = 1 (SP MUTUAL FUNDS), go to IA36b.  
Otherwise, go to IA36c.

---

**IA36B****ia5skbdspest**

R5 IA36B EST SP STKS BNDS WRTH

**QUESTION TEXT:**

SHOW CARD IA18

Please look at this card and tell me which is closest.

**CODES**

1	LESS THAN \$8,000	BOX IA37A
2	\$8,000 TO LESS THAN \$62,000	BOX IA37A
3	\$62,000 TO LESS THAN \$192,000	BOX IA37A
4	\$192,000 TO LESS THAN \$213,000	BOX IA37A
5	\$213,000 OR MORE	BOX IA37A
	REFUSED	BOX IA37A
	DON'T KNOW	BOX IA37A

---

**IA36C****ia5bndspest**

R5 IA36C EST SP ONLY BNDS WRTH

**QUESTION TEXT:**

SHOW CARD IA19

Please look at this card and tell me which is closest.

**CODES**

1	LESS THAN \$300
2	\$300 TO LESS THAN \$2,500
3	\$2,500 TO LESS THAN \$8,000
4	\$8,000 TO LESS THAN \$37,000
5	\$37,000 OR MORE
	REFUSED
	DON'T KNOW

---

**BOX IA37A****BOX IA37A**

NOT ON FILE

If IA8 = 2 (SPOUSE MUTUAL FUNDS) or IA9 = 2 (SPOUSE BONDS), go to IA37A.  
Otherwise, go to BOX IA38.

---

**IA37a****ia5skbdptwrt**

R5 IA37A PARTNR STKS BNDS WRTH

**DISPLAY INSTRUCTIONS:**

If PROXY RELATIONSHIP = 2 (SPOUSE/PARTNER), display "you own".  
Otherwise, display "{SPOUSE/PARTNER FIRSTNAME LASTNAME} owns".

If IA8 = 2 (SPOUSE MUTUAL FUNDS), display "mutual funds or stocks".  
If IA9 = 2 (SPOUSE BONDS), display "government, corporate, or other bonds".

If more than one type of asset displayed, display "and" between each one.

**QUESTION TEXT:**



You told me earlier that {you own/{SPOUSE/PARTNER FIRSTNAME LASTNAME} owns}{mutual funds or stocks}{government, corporate, or other bonds} that are not part of retirement accounts. About how much are these worth?

IF NEEDED: We don't need an exact dollar amount.

IF NEEDED: We know questions like these may be difficult to answer, but we need to know this to understand how people manage financially as they age and what effect this might have on their health.

ENTER SPOUSE'S/PARTNER'S MUTUAL FUNDS/STOCKS/BONDS AMOUNT

**ENTER NUMBER**

Range 1 to 9999999  
REFUSED  
DON'T KNOW

**PROGRAMMER INSTRUCTIONS:**

Range: \$1-\$9,999,999  
Do not display the phrase 'Enter Number'.  
If IA37A = 1-9999999, go to BOX IA38.

---

**BOX IA37b**

**BOXIA37b**

NOT ON FILE

If IA8 = 2 (SPOUSE MUTUAL FUNDS), go to IA37b.  
Otherwise, go to IA37c.

---

**IA37B**

**ia5skbdptest**

R5 IA37B PART EST STKS BNDS WRTH

**QUESTION TEXT:**

SHOW CARD IA18

Please look at this card and tell me which is closest.

**CODES**

1	LESS THAN \$8,000	BOX IA38
2	\$8,000 TO LESS THAN \$62,000	BOX IA38
3	\$62,000 TO LESS THAN \$192,000	BOX IA38
4	\$192,000 TO LESS THAN \$213,000	BOX IA38
5	\$213,000 OR MORE	BOX IA38
	REFUSED	BOX IA38
	DON'T KNOW	BOX IA38

---

**IA37C**

**ia5bndptest**

R5 IA37C PART EST ONLY BNDS WRTH

**QUESTION TEXT:**

SHOW CARD IA19

Please look at this card and tell me which is closest.

**CODES**

1	LESS THAN \$300
2	\$300 TO LESS THAN \$2,500

- 3 \$2,500 TO LESS THAN \$8,000
- 4 \$8,000 TO LESS THAN \$37,000
- 5 \$37,000 OR MORE
- REFUSED
- DON'T KNOW

**BOX IA38**

**BOX IA38**

**NOT ON FILE**

If [IA10A = 1 (SP CHECKING) and IA10A = 2 (SPOUSE CHECKING)] or IA10A = 3 (JOINT CHECKING) or [IA10B = 1 (SP SAVINGS) and IA10B = 2 (SPOUSE SAVINGS)] or IA10B = 3 (JOINT SAVINGS), or [IA10C = 1 (SP CDS) and IA10C = 2 (SPOUSE CDS)] or IA10C = 3 (JOINT CDS), go to IA38.  
 Else if IA10A = 1 (SP CHECKING) or IA10B = 1 (SP SAVINGS) or IA10C = 1 (SP CDS), go to IA39A.  
 Else if IA10A = 2 (SPOUSE CHECKING) or IA10B = 2 (SPOUSE SAVINGS) or IA10C = 2 (SPOUSE CDS), go to IA40A.  
 Otherwise, go to BOX IA41.

**IA38**

**ia5bkcdwrth**

**R5 IA38 BANK ACCT CD WORTH**

**DISPLAY INSTRUCTIONS:**

If PROXY flag <> 1 (YES) or PROXY RELATIONSHIP = 2 (SPOUSE/PARTNER), display “you”.  
 Otherwise, display “SP”.

If PROXY RELATIONSHIP = 2 (SPOUSE/PARTNER), display "SP FIRSTNAME LASTNAME".  
 Otherwise, display "SPOUSE/PARTNER FIRSTNAME LASTNAME".

If IA10A = 1 (SP CHECKING) or IA10A = 2 (SPOUSE CHECKING) or IA10A = 3 (JOINT CHECKING), display “checking accounts”.  
 If IA10B = 1 (SP SAVINGS) or IA10B = 2 (SPOUSE SAVINGS) or IA10B = 3 (JOINT SAVINGS), display “savings or money market accounts”.  
 If IA10C = 1 (SP CDS) or IA10C = 2 (SPOUSE CDS) or IA10C = 3 (JOINT CDS), display “certificates of deposit or CDs”.

If more than one type of account displayed, display “and” between each one.

Display “last month” in underlined text.

**QUESTION TEXT:**

You told me earlier that {you/SP} and {SP FIRSTNAME LASTNAME/SPOUSE/PARTNER FIRSTNAME LASTNAME} have {checking accounts} {savings or money market accounts} {certificates of deposit or CDs}.

If you added up all of these accounts, about how much were they worth early last month (meaning in the beginning of {CURRENT MONTH - 1})?

IF NEEDED: We don’t need an exact dollar amount.

IF NEEDED: We know questions like these may be difficult to answer, but we need to know this to understand how people manage financially as they age and what effect this might have on their health.

**CODES**

- 1 ENTER COMBINED AMOUNT
- 2 ENTER SP AND SPOUSE/PARTNER AMOUNTS      IA39A  
 SEPARATELY  
 REFUSED      BOX IA38B  
                   BOX IA38B

DON'T KNOW

**IA38A**

**ia5bkcdjtwrt**

R5 IA38A JOINT BNK ACCT CD WRTH

**QUESTION TEXT:**

ENTER COMBINED SP AND SPOUSE/PARTNER ACCOUNTS TOTAL AMOUNT

**ENTER NUMBER**

Range

1 to 9999999

**PROGRAMMER INSTRUCTIONS:**

Range: \$1-\$9,999,999

Do not display the phrase 'Enter Number'.

If IA38A = 1-9,999,999, go to BOX IA41a.

**BOX IA38B**

**BOX IA38B**

NOT ON FILE

If IA10C = [1 (SP CDs) and 2 (SPOUSE CDs)] or 3 (JOINT CDs), go to IA38B.  
Otherwise, go to IA38C.

**IA38B**

**ia5bnkjtest**

R5 IA38B EST JOINT BNK CD WRTH

**QUESTION TEXT:**

SHOW CARD IA20

Please look at this card and tell me which is closest.

**CODES**

1	LESS THAN \$11,000	BOX IA41
2	\$11,000 TO LESS THAN \$25,000	BOX IA41
3	\$25,000 TO LESS THAN \$50,000	BOX IA41
4	\$50,000 TO LESS THAN \$108,000	BOX IA41
5	\$108,000 OR MORE	BOX IA41
	REFUSED	BOX IA41
	DON'T KNOW	BOX IA41

**IA38C**

**ia5bnkjtest**

R5 IA38C EST JOINT BNK NO CD WRT

**QUESTION TEXT:**

SHOW CARD IA21

Please look at this card and tell me which is closest.

**CODES**

1	LESS THAN \$2,000	BOX IA41
2	\$2,000 TO LESS THAN \$7,000	BOX IA41
3	\$7,000 TO LESS THAN \$17,000	BOX IA41
4	\$17,000 TO LESS THAN \$57,000	BOX IA41
5	\$57,000 OR MORE	BOX IA41

REFUSED  
DON'T KNOW

BOX IA41  
BOX IA41

---

**IA39A**

**ia5bkcdspwrt**

R5 IA39A SP BNK CDS WORTH

**DISPLAY INSTRUCTIONS:**

If PROXY flag <> 1 (YES), display "you have".  
Otherwise, display "SP has".

If IA10A = 1 (SP CHECKING), display "a checking account".  
If IA10B = 1 (SP SAVINGS), display "a savings or money market account".  
If IA10C = 1 (SP CDS), display "certificates of deposit or CDs".

If more than one type of account displayed, display "and" between each one.

Display "last month" in underlined text.

**QUESTION TEXT:**

You told me earlier that {you have/SP has}{a checking account}{a savings or money market account}  
{certificates of deposit or CDs}.

If you added up all of these accounts, about how much were they worth early last month (meaning  
in the beginning of {CURRENT MONTH - 1})?

IF NEEDED: We don't need an exact dollar amount.

IF NEEDED: We know questions like these may be difficult to answer, but we need to know this to  
understand how people manage financially as they age and what effect this might have on their health.

ENTER SP ACCOUNTS TOTAL AMOUNT

**ENTER NUMBER**

Range 1 to 9999999  
REFUSED  
DON'T KNOW

**PROGRAMMER INSTRUCTIONS:**

Range: \$1-\$9,999,999  
Do not display the phrase 'Enter Number'.  
If IA39A = 1-9,999,999, go to BOX IA40A.

---

**BOX IA39B**

**BOX IA39B**

NOT ON FILE

If IA10C = 1 (SP CDs), go to IA39B.  
Otherwise, go to IA39C.

---

**IA39B**

**ia5bkcdspest**

R5 IA39B SP EST BNK ACCT CD WRTH

**QUESTION TEXT:**

SHOW CARD IA22

Please look at this card and tell me which is closest.

**CODES**

1	LESS THAN \$8,000	BOX IA40A
2	\$8,000 TO LESS THAN \$13,000	BOX IA40A
3	\$13,000 TO LESS THAN \$28,000	BOX IA40A
4	\$28,000 TO LESS THAN \$54,000	BOX IA40A
5	\$54,000 OR MORE	BOX IA40A
	REFUSED	BOX IA40A
	DON'T KNOW	BOX IA40A

---

**IA39C**

**ia5bnkspst**

R5 IA39C SP EST BNK NO CD WRTH

**QUESTION TEXT:**

SHOW CARD IA23

Please look at this card and tell me which is closest.

**CODES**

1	LESS THAN \$500
2	\$500 TO LESS THAN \$1,900
3	\$1,900 TO LESS THAN \$5,000
4	\$5,000 TO LESS THAN \$20,000
5	\$20,000 OR MORE
	REFUSED
	DON'T KNOW

---

**BOX IA40A**

**BOXIA40A**

NOT ON FILE

If IA10A = 2 (SPOUSE CHECKING) or IA10B = 2 (SPOUSE SAVINGS) or IA10C = 2 (SPOUSE CDS), go to IA40A.  
Otherwise, go to BOX IA41.

---

**IA40A**

**ia5bkcdptwrt**

R5 IA40A PARTNR BNK ACCT CD WRTH

**DISPLAY INSTRUCTIONS:**

If PROXY RELATIONSHIP = 2 (SPOUSE/PARTNER), display "you have".  
Otherwise, display "{SPOUSE/PARTNER FIRSTNAME LASTNAME} has".

If IA10A = 2 (SPOUSE CHECKING), display "a checking account".  
If IA10B = 2 (SPOUSE SAVINGS), display "a savings or money market account".  
If IA10C = 2 (SPOUSE CDS), display "certificates of deposit or CDs".

If more than one type of account displayed, display "and" between each one.

Display "last month" in underlined text.

**QUESTION TEXT:**

You told me earlier that {you have/{SPOUSE/PARTNER FIRSTNAME LASTNAME} has} {a checking account} {a savings or money market account} {certificates of deposit or CDs}.

If you added up all of these accounts, about how much were they worth early last month (meaning in the beginning of {CURRENT MONTH - 1})?

IF NEEDED: We don't need an exact dollar amount.

IF NEEDED: We know questions like these may be difficult to answer, but we need to know this to understand how people manage financially as they age and what effect this might have on their health.

ENTER SPOUSE/PARTNER ACCOUNTS TOTAL AMOUNT

**ENTER NUMBER**

Range 1 to 9999999  
REFUSED  
DON'T KNOW

**PROGRAMMER INSTRUCTIONS:**

Range: \$1-\$9,999,999  
Do not display the phrase 'Enter Number'.  
If IA40A = 1-9,999999, go to BOX IA41.

---

**BOX IA40B**

**BOX IA40B**

NOT ON FILE

If IA10C = 2 (SPOUSE CDS), go to IA40B.  
Otherwise, go to IA40C.

---

**IA40B**

**ia5bkcdptest**

R5 IA40B EST PARTNR BNK CD WRTH

**QUESTION TEXT:**

SHOW CARD IA22

Please look at this card and tell me which is closest.

**CODES**

1	LESS THAN \$8,000	BOX IA41A
2	\$8,000 TO LESS THAN \$13,000	BOX IA41A
3	\$13,000 TO LESS THAN \$28,000	BOX IA41A
4	\$28,000 TO LESS THAN \$54,000	BOX IA41A
5	\$54,000 OR MORE	BOX IA41A
	REFUSED	BOX IA41A
	DON'T KNOW	BOX IA41A

---

**IA40C**

**ia5bnkptest**

R5 IA40C EST PART BNK NO CD WRTH

**QUESTION TEXT:**

SHOW CARD IA23

Please look at this card and tell me which is closest.

**CODES**

1	LESS THAN \$500
2	\$500 TO LESS THAN \$1,900
3	\$1,900 TO LESS THAN \$5,000
4	\$5,000 TO LESS THAN \$20,000
5	\$20,000 OR MORE
	REFUSED
	DON'T KNOW

---

**BOX IA41**

**BOX IA41**

NOT ON FILE

If [IA8 = 1 (SP MUTUAL FUNDS) and IA8 = 2 (SPOUSE MUTUAL FUNDS)] or IA8 = 3 (JOINT MUTUAL FUNDS) or [IA9 = 1 (SP BONDS) and IA9 = 2 (SPOUSE BONDS)] or IA9 = 3 (JOINT BONDS), or [IA10A = 1 (SP CHECKING) and IA10A = 2 (SPOUSE CHECKING)] or IA10A = 3 (JOINT CHECKING) or [IA10B = 1 (SP SAVINGS) and IA10B = 2 (SPOUSE SAVINGS)] or IA10B = 3 (JOINT SAVINGS), or [IA10C = 1 (SP CDS) and IA10C = 2 (SPOUSE CDS)] or IA10C = 3 (JOINT CDS), go to IA41.  
Else if IA8 = 1 (SP MUTUAL FUNDS) or IA9 = 1 (SP BONDS) or IA10A = 1 (SP CHECKING) or IA10B = 1 (SP SAVINGS) or IA10C = 1 (SP CDS), go to IA42A.  
Else if IA8 = 2 (SPOUSE MUTUAL FUNDS) or IA9 = 2 (SPOUSE BONDS) or IA10A = 2 (SPOUSE CHECKING) or IA10B = 2 (SPOUSE SAVINGS) or IA10C = 2 (SPOUSE CDS), go to IA43A.  
Otherwise, go to BOX IA44.

---

**IA41**

**ia5itdvinc**

R5 IA41 AMT INT DIV INCOME LS YR

**DISPLAY INSTRUCTIONS:**

If PROXY flag <> 1 (YES) or PROXY RELATIONSHIP = 2 (SPOUSE/PARTNER), display "you".  
Otherwise, display "SP".

If PROXY RELATIONSHIP = 2 (SPOUSE/PARTNER), display "SP FIRSTNAME LASTNAME".  
Otherwise, display "SPOUSE/PARTNER FIRSTNAME LASTNAME".

If IA8 = 1 (SP MUTUAL FUNDS) or 2 (SPOUSE MUTUAL FUNDS) or 3 (JOINT MUTUAL FUNDS), display "mutual funds or stocks".

If IA9 = 1 (SP BONDS) or 2 (SPOUSE BONDS) or 3 (JOINT BONDS), display "government, corporate, or other bonds".

If [IA10A = 1 (SP CHECKING) or 2 (SPOUSE CHECKING) or 3 (JOINT CHECKING)] or [IA10B = 1 (SP SAVINGS) or 2 (SPOUSE SAVINGS) or 3 (JOINT SAVINGS)] or [IA10C = 1 (SP CDS) or 2 (SPOUSE CDS) or 3 (JOINT CDS)], display "bank accounts or CDs".

If more than one type of asset displayed, display "and" between each one.

Display "In the last year" in underlined text.

**QUESTION TEXT:**

In the last year, how much interest and dividend income did {you/SP} and {SP FIRSTNAME LASTNAME/SPOUSE/PARTNER FIRSTNAME LASTNAME} have altogether from {mutual funds or stocks} {government, corporate, or other bonds} {bank accounts or CDs}?

IF NEEDED: We don't need an exact dollar amount.

IF NEEDED: We know questions like these may be difficult to answer, but we need to know this to understand how people manage financially as they age and what effect this might have on their health.

**CODES**

1	ENTER COMBINED AMOUNT	
2	ENTER SP AND SPOUSE/PARTNER AMOUNTS SEPARATELY	IA42A
	REFUSED	IA41B
	DON'T KNOW	IA41B

---

**IA41A**

**ia5itdvjtamt**

R5 IA41A JOINT INT DIV INC LS YR

**QUESTION TEXT:**

ENTER SP AND SPOUSE'S/PARTNER'S INTEREST AND DIVIDEND INCOME AMOUNT

**ENTER NUMBER**

Range

0 to 99999

**PROGRAMMER INSTRUCTIONS:**

Range: \$0-\$99,999

Do not display the phrase 'Enter Number'.

If IA41A = 0-99999, go to BOX IA44.

**IA41B**

ia5itdvjtest

R5 IA41B EST JNT INTDV INC LS YR

**QUESTION TEXT:**

SHOW CARD IA24

Please look at this card and tell me which is closest.

**CODES**

1	LESS THAN \$200	BOX IA44
2	\$200 TO LESS THAN \$1,000	BOX IA44
3	\$1,000 TO LESS THAN \$4,000	BOX IA44
4	\$4,000 TO LESS THAN \$16,000	BOX IA44
5	\$16,000 OR MORE	BOX IA44
	REFUSED	BOX IA44
	DON'T KNOW	BOX IA44

**IA42A**

ia5itdvspamt

R5 IA42A SP INT DIV INCOME LS YR

**DISPLAY INSTRUCTIONS:**

If PROXY flag <> 1 (YES), display "you".  
Otherwise, display "SP".

If IA8 = 1 (SP MUTUAL FUNDS), display "mutual funds or stocks".

If IA9 = 1 (SP BONDS), display "bonds".

If IA10A = 1 (SP CHECKING) or IA10B = 1 (SP SAVINGS) or IA10C = 1 (SP CDS), display "bank accounts or CDs".

If more than one type of asset displayed, display "and" between each one.

Display "In the last year" in underlined text.

**QUESTION TEXT:**

In the last year, how much interest and dividend income did {you/SP} have altogether from {mutual funds or stocks} {bonds} {bank accounts or CDs}?

IF NEEDED: We don't need an exact dollar amount.

IF NEEDED: We know questions like these may be difficult to answer, but we need to know this to understand how people manage financially as they age and what effect this might have on their health.

ENTER SP INTEREST AND DIVIDEND INCOME AMOUNT



**ENTER NUMBER**

Range 0 to 9999  
REFUSED  
DON'T KNOW

**PROGRAMMER INSTRUCTIONS:**

Range: \$0-\$9,999  
Do not display the phrase 'Enter Number'.  
If IA42A = 0-9999, go to BOX IA43A.

**IA42B**

ia5itdvspst

R5 IA42B EST SP INTDIV INC LS YR

**QUESTION TEXT:**

SHOW CARD IA25  
Please look at this card and tell me which is closest.

**CODES**

- 1 LESS THAN \$400
  - 2 \$400 TO LESS THAN \$1,000
  - 3 \$1,000 TO LESS THAN \$2,000
  - 4 \$2,000 TO LESS THAN \$11,000
  - 5 \$11,000 OR MORE
- REFUSED  
DON'T KNOW

**BOX IA43A**

BOXIA43A

NOT ON FILE

If IA8 = 2 (SPOUSE MUTUAL FUNDS) or IA9 = 2 (SPOUSE BONDS) or IA10A = 2 (SPOUSE CHECKING) or IA10B = 2 (SPOUSE SAVINGS) or IA10C = 2 (SPOUSE CDS), go to IA43aA  
Otherwise, go to BOX IA44.

**IA43A**

ia5itdvptamt

R5 IA43A PART INT DIV INC LS YR

**DISPLAY INSTRUCTIONS:**

If PROXY RELATIONSHIP = 2 (SPOUSE/PARTNER), display "you".  
Otherwise, display "{SPOUSE/PARTNER FIRSTNAME LASTNAME}".

If IA8 = 2 (SPOUSE MUTUAL FUNDS,) display "mutual funds or stocks".  
If IA9 = 2 (SPOUSE BONDS), display "bonds".  
If IA10A = 2 (SPOUSE CHECKING) or IA10B = 2 (SPOUSE SAVINGS) or IA10C = 2 (SPOUSE CDS), display "bank accounts or CDs".

If more than one type of asset displayed, display "and" between each one.

Display "In the last year" in underlined text.

**QUESTION TEXT:**

In the last year, how much interest and dividend income did {you/{SPOUSE/PARTNER FIRSTNAME LASTNAME}} have altogether from {mutual funds or stocks} {bonds} {bank accounts or CDs}?

IF NEEDED: We don't need an exact dollar amount.

IF NEEDED: We know questions like these may be difficult to answer, but we need to know this to understand how people manage financially as they age and what effect this might have on their health.

ENTER SPOUSE/PARTNER INTEREST AND DIVIDEND INCOME AMOUNT

**ENTER NUMBER**

Range 0 to 9999  
REFUSED  
DON'T KNOW

**PROGRAMMER INSTRUCTIONS:**

Range: \$0-\$9,999  
Do not display the phrase 'Enter Number'.  
If IA43A = 0-9999, go to BOX IA44.

---

**IA43B**

**ia5itdvptest**

R5 IA43B ESTPRT INT DV INC LS YR

**QUESTION TEXT:**

SHOW CARD IA25

Please look at this card and tell me which is closest.

**CODES**

1 LESS THAN \$400  
2 \$400 TO LESS THAN \$1,000  
3 \$1,000 TO LESS THAN \$2,000  
4 \$2,000 TO LESS THAN \$11,000  
5 \$11,000 OR MORE  
REFUSED  
DON'T KNOW

---

**BOX IA44**

**BOX IA44**

NOT ON FILE

If [IA13 = 1 (SP BUSINESS/FARM/REAL ESTATE) and IA13 = 2 (SPOUSE BUSINESS/FARM/REAL ESTATE)] or IA13 = 3 (JOINT BUSINESS/FARM/REAL ESTATE), go to IA44.  
Else if IA13 = 1 (SP BUSINESS/FARM/REAL ESTATE), go to IA45A.  
Else if IA13 = 2 (SPOUSE BUSINESS/FARM/REAL ESTATE), go to IA46A.  
Otherwise, go to BOX IA47.

---

**IA44**

**ia5brewrt**

R5 IA44 BUSINESS REALESTATE WRTH

**DISPLAY INSTRUCTIONS:**

If PROXY flag <> 1 (YES) or PROXY RELATIONSHIP = 2 (SPOUSE/PARTNER), display "you".  
Otherwise, display "SP".

If PROXY RELATIONSHIP = 2 (SPOUSE/PARTNER), display "SP FIRSTNAME LASTNAME".  
Otherwise, display "SPOUSE/PARTNER FIRSTNAME LASTNAME".

If HP1 = 1 (OWNS HOME), display "other than {SP}'s home".

**QUESTION TEXT:**

You told me earlier that {you/SP} and {SP FIRSTNAME LASTNAME/SPOUSE/PARTNER FIRSTNAME LASTNAME} have a business, a farm, or real estate {other than {SP}'s home}. If that were sold today and any debts on it were paid off, about how much would it bring?

IF NEEDED: We don't need an exact dollar amount.

IF NEEDED: We know questions like these may be difficult to answer, but we need to know this to understand how people manage financially as they age and what effect this might have on their health.

**CODES**

- 1 ENTER COMBINED AMOUNT
- 2 ENTER SP AND SPOUSE/PARTNER AMOUNTS      IA45A  
SEPARATELY
- REFUSED      IA44B
- DON'T KNOW      IA44B

**IA44A**

**ia5brejtwrt**

R5 IA44A JOINT BUS REAL WRTH

**QUESTION TEXT:**

ENTER SP AND SPOUSE/PARTNER BUSINESS/FARM/REAL ESTATE COMBINED AMOUNT

**ENTER NUMBER**

Range

0 to 99999999

**PROGRAMMER INSTRUCTIONS:**

Range: \$0-\$99,999,999  
Do not display the phrase 'Enter Number'.  
If IA44A = 0-99999999, go to BOX IA47.

**IA44B**

**ia5brejtest**

R5 IA44B EST JOINT BUS REAL WRTH

**QUESTION TEXT:**

SHOW CARD IA26

Please look at this card and tell me which is closest.

**CODES**

- 1 LESS THAN \$30,000      BOX IA47
- 2 \$30,000 TO LESS THAN \$101,000      BOX IA47
- 3 \$101,000 TO LESS THAN \$247,000      BOX IA47
- 4 \$247,000 TO LESS THAN \$703,000      BOX IA47
- 5 \$703,000 OR MORE      BOX IA47
- REFUSED      BOX IA47
- DON'T KNOW      BOX IA47

**IA45A**

**ia5brespwrt**

R5 IA45A SP BUS REAL WRTH

**DISPLAY INSTRUCTIONS:**

If PROXY flag <> 1 (YES), display “you have”.  
Otherwise, display “SP has”.

If HP1 = 1 (OWNS HOME), display “other than {SP}'s home”

**QUESTION TEXT:**

You told me earlier that {you have/SP has} a business, a farm, or real estate {other than {SP}'s home}. If that were sold today and any debts on it were paid off, about how much would it bring?

IF NEEDED: We don't need an exact dollar amount.

IF NEEDED: We know questions like these may be difficult to answer, but we need to know this to understand how people manage financially as they age and what effect this might have on their health.

ENTER SP BUSINESS/FARM/REAL ESTATE AMOUNT

**ENTER NUMBER**

Range 0 to 99999999  
REFUSED  
DON'T KNOW

**PROGRAMMER INSTRUCTIONS:**

Range: \$0-\$99,999,999  
Do not display the phrase 'Enter Number'.  
If IA45A = 0-99999999, go to BOX IA46A.

---

**IA45B**

**ia5brespest**

R5 IA45B EST SP BUS REAL WRTH

**QUESTION TEXT:**

SHOW CARD IA27

Please look at this card and tell me which is closest.

**CODES**

- 1 LESS THAN \$18,000
  - 2 \$18,000 TO LESS THAN \$68,000
  - 3 \$68,000 TO LESS THAN \$122,000
  - 4 \$122,000 TO LESS THAN \$293,000
  - 5 \$293,000 OR MORE
- REFUSED  
DON'T KNOW

---

**BOX IA46A**

**BOX IA46A**

NOT ON FILE

If IA13 = 2 (SPOUSE BUSINESS/FARM/REAL ESTATE), go to IA46A.  
Otherwise, go to BOX IA47.

---

**IA46A**

**ia5breptwrt**

R5 IA46A PART BUS REAL WRTH

**DISPLAY INSTRUCTIONS:**

If PROXY RELATIONSHIP = 2 (SPOUSE/PARTNER), display “you have”.  
Otherwise, display “{SPOUSE/PARTNER FIRSTNAME LASTNAME} has”.

If HP1 = 1 (OWNS HOME), display "other than {SP}'s home"

**QUESTION TEXT:**

You told me earlier that {you have/{SPOUSE/PARTNER FIRSTNAME LASTNAME} has} a business, a farm, or real estate {other than {SP}'s home}. If that were sold today and any debts on it were paid off, about how much would it bring?

IF NEEDED: We don't need an exact dollar amount.

IF NEEDED: We know questions like these may be difficult to answer, but we need to know this to understand how people manage financially as they age and what effect this might have on their health.

ENTER SPOUSE/PARTNER BUSINESS/FARM/REAL ESTATE AMOUNT

**ENTER NUMBER**

Range 0 to 99999999  
REFUSED  
DON'T KNOW

**PROGRAMMER INSTRUCTIONS:**

Range: \$0-\$99,999,999  
Do not display the phrase 'Enter Number'.  
If IA46A = 0-99999999, go to BOX IA47.

---

**IA46B**

**ia5brestest**

R5 IA46B EST PART BUS RE WRTH

**QUESTION TEXT:**

SHOW CARD IA27

Please look at this card and tell me which is closest.

**CODES**

- 1 LESS THAN \$18,000
- 2 \$18,000 TO LESS THAN \$68,000
- 3 \$68,000 TO LESS THAN \$122,000
- 4 \$122,000 TO LESS THAN \$293,000
- 5 \$293,000 OR MORE
- REFUSED
- DON'T KNOW

---

**BOX IA47**

**BOX IA47**

NOT ON FILE

If [IA13 = 1 (SP BUSINESS/FARM/REAL ESTATE) and IA13 = 2 (SPOUSE BUSINESS/FARM/REAL ESTATE)] or IA13 = 3 (JOINT BUSINESS/FARM/REAL ESTATE), go to IA47.  
Else if IA13 = 1 (SP BUSINESS/FARM/REAL ESTATE), go to IA48A.  
Else if IA13 = 2 (SPOUSE BUSINESS/FARM/REAL ESTATE), go to IA49A.  
Otherwise, go to IA50.

---

**IA47**

**ia5breiinc**

R5 IA47 BUS REALESTATE INC LS YR

**DISPLAY INSTRUCTIONS:**

If PROXY flag <> 1 (YES) or PROXY RELATIONSHIP = 2 (SPOUSE/PARTNER), display "you".  
Otherwise, display "SP".

If PROXY RELATIONSHIP = 2 (SPOUSE/PARTNER), display "SP FIRSTNAME LASTNAME".  
Otherwise, display "SPOUSE/PARTNER FIRSTNAME LASTNAME".

Display "In the last year" in underlined text.

**QUESTION TEXT:**

In the last year altogether, how much income did {you/SP} and {SP FIRSTNAME LASTNAME/SPOUSE/PARTNER FIRSTNAME LASTNAME} receive from these businesses or property before any federal or state taxes were taken out?

IF NEEDED: We don't need an exact dollar amount.

IF NEEDED: We know questions like these may be difficult to answer, but we need to know this to understand how people manage financially as they age and what effect this might have on their health.

**CODES**

1	ENTER COMBINED AMOUNT	
2	ENTER SP AND SPOUSE/PARTNER AMOUNTS SEPARATELY	IA48A
	REFUSED	IA47B
	DON'T KNOW	IA47B

---

**IA47A**

**ia5breijtam**

R5 IA47A JOINT BUS RE INC LS YR

**QUESTION TEXT:**

ENTER SP AND SPOUSE/PARTNER FROM BUSINESS/FARM/REAL ESTATE COMBINED AMOUNT

**ENTER NUMBER**

Range 0 to 99999999

**PROGRAMMER INSTRUCTIONS:**

Range: \$0-\$99,999,999  
Do not display the phrase 'Enter Number'.  
If IA47A = 0-99999999, go to BOX IA50.

---

**IA47B**

**ia5breijtest**

R5 IA47B EST JNT BUS RE INC LSYR

**QUESTION TEXT:**

SHOW CARD IA28

Please look at this card and tell me which is closest.

**CODES**

1	LESS THAN \$3,600	IA50
2	\$3,600 TO LESS THAN \$12,000	IA50
3	\$12,000 TO LESS THAN \$25,000	IA50
4	\$25,000 TO LESS THAN \$64,000	IA50
5	\$64,000 OR MORE	IA50
	REFUSED	IA50

DON'T KNOW

IA50

**IA48A**

**ia5breispamt**

R5 IA48A AMT SP BUS RE INC LS YR

**DISPLAY INSTRUCTIONS:**

If PROXY flag <> 1 (YES), display "you".  
Otherwise, display "SP".

Display "In the last year" in underlined text.

**QUESTION TEXT:**

In the last year altogether, how much income did {you/SP} receive from these businesses or property before any federal or state taxes were taken out?

IF NEEDED: We don't need an exact dollar amount.

IF NEEDED: We know questions like these may be difficult to answer, but we need to know this to understand how people manage financially as they age and what effect this might have on their health.

ENTER SP BUSINESS/FARM/REAL ESTATE AMOUNT

**ENTER NUMBER**

Range

0 to 99999999

REFUSED

DON'T KNOW

**PROGRAMMER INSTRUCTIONS:**

Range: \$0-\$99,999,999

Do not display the phrase 'Enter Number'.

If IA48A = 0-99999999, go to BOX IA49A.

**IA48B**

**ia5breispest**

R5 IA48B EST SP BUS RE INC LS YR

**QUESTION TEXT:**

SHOW CARD IA29

Please look at this card and tell me which is closest.

**CODES**

- 1 LESS THAN \$3,600
- 2 \$3,600 TO LESS THAN \$7,200
- 3 \$7,200 TO LESS THAN \$14,000
- 4 \$14,000 TO LESS THAN \$38,000
- 5 \$38,000 OR MORE
- REFUSED
- DON'T KNOW

**BOX IA49A**

**BOXIA49A**

NOT ON FILE

If IA13 = 2 (SPOUSE BUSINESS/FARM/REAL ESTATE), go to IA49A.  
Otherwise, go to IA50.

**IA49A****ia5breiptamt**

R5 IA49A PART BUS RE INC LS YR

**DISPLAY INSTRUCTIONS:**

If PROXY RELATIONSHIP = 2 (SPOUSE/PARTNER), display "you".  
 Otherwise, display "{SPOUSE/PARTNER FIRSTNAME LASTNAME}".

Display "in the last year" in underlined text.

**QUESTION TEXT:**

In the last year altogether, how much income did {you/{SPOUSE/PARTNER FIRSTNAME LASTNAME}} receive from these businesses or property before any federal or state taxes were taken out?

IF NEEDED: We don't need an exact dollar amount.

IF NEEDED: We know questions like these may be difficult to answer, but we need to know this to understand how people manage financially as they age and what effect this might have on their health.

ENTER SPOUSE/PARTNER BUSINESS/FARM/REAL ESTATE AMOUNT

**ENTER NUMBER**

Range	0 to 99999999
REFUSED	
DON'T KNOW	

**PROGRAMMER INSTRUCTIONS:**

Range: \$0-\$99,999,999  
 Do not display the phrase 'Enter Number'.  
 If IA49A = 0-99999999, go to BOX IA50.

**IA49B****ia5breiptest**

R5 IA49B EST PRT BS RE INC LS YR

**QUESTION TEXT:**

SHOW CARD IA29

Please look at this card and tell me which is closest.

**CODES**

1	LESS THAN \$3,600
2	\$3,600 TO LESS THAN \$7,200
3	\$7,200 TO LESS THAN \$14,000
4	\$14,000 TO LESS THAN \$38,000
5	\$38,000 OR MORE
	REFUSED
	DON'T KNOW

**IA50****ia5totincjt**

R5 IA50 JOINT TOTAL INCOME

**ia5toincimjf**

R5 F IMPUTED JOINT TOTAL INC FLG

**ia5toincimj1**

R5 IA50 IMPUTED JOINT TOTAL INC1

**ia5toincimj2**

R5 IA50 IMPUTED JOINT TOTAL INC2

**ia5toincimj3**

R5 IA50 IMPUTED JOINT TOTAL INC3

**ia5toincimj4**

R5 IA50 IMPUTED JOINT TOTAL INC4



**DISPLAY INSTRUCTIONS:**

If PROXY flag <> 1 (YES) or PROXY RELATIONSHIP = 2 (SPOUSE/PARTNER), display "your".  
Otherwise, display "SP's".

If SP MARITAL STATUS = 1 (MARRIED) or 2 (LIVING WITH A PARTNER), display "and  
{SP FIRSTNAME LASTNAME/SPOUSE/PARTNER FIRSTNAME LASTNAME}'s".  
If PROXY RELATIONSHIP = 2 (SPOUSE/PARTNER), display "SP FIRSTNAME LASTNAME".  
Otherwise, display "SPOUSE/PARTNER FIRSTNAME LASTNAME".

If IA1 = 1 (SP SS/RR) or 2 (SPOUSE SS/RR), display "Social Security or Railroad Retirement".  
If IA4 = 1 (SP SSI) or 2 (SPOUSE SSI), display "Supplemental Security Income".  
If IA5 = 1 (SP VA) or 2 (SPOUSE VA), display "the Veteran's Administration".  
If IA6 = 1 (SP PENSION) or 2 (SPOUSE PENSION), display "a pension plan".  
If IA7 = 1 (SP RETIREMENT ACCT) or 2 (SPOUSE RETIREMENT ACCT), display "any retirement accounts".  
If IA8 = 1 (SP MUTUAL FUNDS), 2 (SPOUSE MUTUAL FUNDS) or 3 (JOINT MUTUAL FUNDS), display "mutual  
funds or stocks".  
If IA9 = 1 (SP BONDS), 2 (SPOUSE BONDS) or 3 (JOINT BONDS), display "bonds".  
If IA10A = 1 (SP CHECKING), 2 (SPOUSE CHECKING) or 3 (JOINT CHECKING) or IA10B = 1 (SP SAVINGS), 2  
(SPOUSE SAVINGS) or 3 (JOINT SAVINGS), display "bank accounts".  
If IA10C = 1 (SP CDS), 2 (SPOUSE CDS) or 3 (JOINT CDS), display "CDs".  
If IA13 = 1 (SP REAL ESTATE), 2 (SPOUSE REAL ESTATE) or 3 (JOINT REAL ESTATE), display "business, farm, or  
real estate".  
If LF1 = 1 (SP WORK LAST WEEK) or LF2 = 1 (SP HAD JOB LAST WEEK) or LF3 = 1 (SP WORK LAST MONTH) or  
LF13 = 1 (SPOUSE WORK LAST MONTH), display "jobs".

If more than one income source displayed, display "and" between each one.

Display "last year" in underlined text.

**QUESTION TEXT:**

Now I want to ask about {your/SP's} {and SP FIRSTNAME LASTNAME/SPOUSE/PARTNER FIRSTNAME  
LASTNAME}'s} total income for last year, that is, for the calendar year ending in December {CURRENT YEAR -  
1} before any federal or state taxes were taken out.

Now think about that total income from:  
{Social Security or Railroad Retirement} {Supplemental Security Income}  
{the Veteran's Administration}  
{a pension plan} {any retirement accounts}  
{mutual funds or stocks} {bonds}  
{bank accounts} {CDs} {business, farm or real estate}  
{jobs} and from any other sources.

How much was {your/SP's} {and SP FIRSTNAME LASTNAME/SPOUSE/PARTNER FIRSTNAME LASTNAME}'s}  
total income before taxes for last year (this is, for the 12 months ending in December {CURRENT YEAR - 1})?

IF NEEDED: We don't need an exact dollar amount – the nearest \$1,000 is fine.

IF NEEDED: We know questions like these may be difficult to answer, but we need to know this to understand  
how people manage financially as they age and what effect this might have on their health.

ENTER TOTAL INCOME FOR LAST YEAR [SECTION CO]

**ENTER NUMBER**

Range 0 to 99999999  
REFUSED  
DON'T KNOW

**PROGRAMMER INSTRUCTIONS:**

Range: \$0-\$99,999,999  
Do not display the phrase 'Enter Number'.  
If IA50 = 0-99,999,999, go to Section CO.

---

**BOX IA51A**

**BOXIA51A**

NOT ON FILE

If SP MARITAL STATUS=1 (MARRIED) or 2 (LIVING WITH A PARTNER), go to IA51A.  
Otherwise, go to IA51B.

---

**IA51A**

**ia5toincesjt**  
**ia5eincimjf**  
**ia5eincimj1**  
**ia5eincimj2**  
**ia5eincimj3**  
**ia5eincimj4**  
**ia5eincimj5**

R5 IA51A JOINT EST TOT INCOME  
R5 F IMPTD JOINT EST TOT INC FLG  
R5 IA51A IMP EST JOINT TOT INC1  
R5 IA51A IMP EST JOINT TOT INC2  
R5 IA51A IMP EST JOINT TOT INC3  
R5 IA51A IMP EST JOINT TOT INC4  
R5 IA51A IMP EST JOINT TOT INC5

**QUESTION TEXT:**

SHOW CARD IA30

Please look at this card and tell me which is closest.

**CODES**

1	LESS THAN \$30,000	SECTION CO
2	\$30,000 TO LESS THAN \$43,000	SECTION CO
3	\$43,000 TO LESS THAN \$66,000	SECTION CO
4	\$66,000 TO LESS THAN \$109,000	SECTION CO
5	\$109,000 OR MORE	SECTION CO
	REFUSED	SECTION CO
	DON'T KNOW	SECTION CO

---

**IA51B**

**ia5toincessg**  
**ia5eincimsf**  
**ia5eincims1**  
**ia5eincims2**  
**ia5eincims3**  
**ia5eincims4**  
**ia5eincims5**

R5 IA51B SINGLE EST TOT INC  
R5 F IMPUTED SGL EST TOT INC FLG  
R5 IA51B IMP EST SP SGL TOT INC1  
R5 IA51B IMP EST SP SGL TOT INC2  
R5 IA51B IMP EST SP SGL TOT INC3  
R5 IA51B IMP EST SP SGL TOT INC4  
R5 IA51B IMP EST SP SGL TOT INC5

**QUESTION TEXT:**

SHOW CARD IA31

Please look at this card and tell me which is closest.

**CODES**

- 1 LESS THAN \$18,000
  - 2 \$18,000 TO LESS THAN \$22,000
  - 3 \$22,000 TO LESS THAN \$36,000
  - 4 \$36,000 TO LESS THAN \$56,000
  - 5 \$56,000 OR MORE
- REFUSED  
DON'T KNOW

**PROGRAMMER INSTRUCTIONS:**

Go to Section CO – Car Ownership.

---

---

## NHATS Round 5

Section CO [CAR OWNERSHIP]

Sequence: 39

---

CO1

co5owncartrv

R5 CO1 OWN ANY CARS TRUCKS VANS

### DISPLAY INSTRUCTIONS:

If PROXY flag is null<> 1 (YES) or PROXY ROSTER MEMBER with PROXY RESPONDENT flag = 1 (YES) has RELATIONSHIP =2 (SPOUSE/PARTNER)], display “Do you”.

Otherwise, display “Does SP”.

If HH1CURRENT INT MARITAL STATUS =1 (MARRIED) or 2 (LIVING WITH A PARTNER), display “or {your/his/her} {husband/wife/partner}”.

If HH1CURRENT INT MARITAL STATUS =2 (LIVING WITH A PARTNER), display “partner”.

If ROSTER MEMBER with RELATIONSHIP =2 (SPOUSE/PARTNER) has SPOUSE GENDER=1 (MALE) and [PROXY RELATIONSHIP ≠ 2 (SPOUSE/PARTNER) or PROXY flag = 2 (no)], display “husband”.

If ROSTER MEMBER with RELATIONSHIP =2 (SPOUSE/PARTNER) has SPOUSE GENDER=2 (FEMALE) and [ROSTER MEMBER with PROXY RESPONDENT flag = 1 (YES) has PROXY RELATIONSHIP ≠ 2 (SPOUSE/PARTNER) or PROXY flag = 2 (no)], display “wife”.

If SP GENDER=1 (MALE) and ROSTER MEMBER with PROXY RESPONDENT flag = 1 (YES) has PROXY RELATIONSHIP = 2 (SPOUSE/PARTNER), display “husband”.

If SP GENDER=2 (FEMALE) and ROSTER MEMBER with PROXY RESPONDENT flag = 1 (YES) has PROXY RELATIONSHIP = 2 (SPOUSE/PARTNER), display “wife”.

### QUESTION TEXT:

{Do you/Does SP} {or {your/his/her} {husband/wife/partner}} own any cars, trucks, or vans?

IF NEEDED: Do not include recreational vehicles, such as motorcycles, trailers, motor homes, boats, or airplanes.

### CODES

1	YES	
2	NO	SECTION EW
	REFUSED	SECTION EW
	DON'T KNOW	SECTION EW

---

CO2

co5manyvhcls

R5 CO2 HOW MANY VEHICLES OWN

### DISPLAY INSTRUCTIONS:

If PROXY flag is null<> 1 (YES) or ROSTER MEMBER with PROXY RESPONDENT flag = 1 (YES) has PROXY RELATIONSHIP = 2 (SPOUSE/PARTNER), display “do you”.

Otherwise, display “does SP”.

If CURRENT INT MARITAL STATUS HH1=1 (MARRIED) or 2 (LIVING WITH A PARTNER), display “or {your/his/her} {husband/wife/partner}”.

If CURRENT INT MARITAL STATUS HH1=2 (LIVING WITH A PARTNER), display “partner”

If ROSTER MEMBER with RELATIONSHIP =2 (SPOUSE/PARTNER) has SPOUSE GENDER=1 (MALE) and [ROSTER MEMBER with PROXY RESPONDENT flag = 1 (YES) has PROXY RELATIONSHIP ≠ 2 (SPOUSE/PARTNER) or PROXY flag = 2 (no)], display “husband”.

If ROSTER MEMBER with RELATIONSHIP =2 (SPOUSE/PARTNER) has SPOUSE GENDER=2 (FEMALE) and [ROSTER MEMBER with PROXY RESPONDENT flag = 1 (YES) has PROXY RELATIONSHIP ≠ 2 (SPOUSE/PARTNER) or PROXY flag = 2 (no)], display “wife”.

If SP GENDER=1 (MALE) and ROSTER MEMBER with PROXY RESPONDENT flag = 1 (YES) has PROXY RELATIONSHIP = 2 (SPOUSE/PARTNER), display “husband”.

If SP GENDER=2 (FEMALE) and ROSTER MEMBER with PROXY RESPONDENT flag = 1 (YES) has PROXY RELATIONSHIP = 2 (SPOUSE/PARTNER), display “wife”.

**QUESTION TEXT:**

How many vehicles {do you/does SP}{or {your/his/her}{husband/wife/partner}} own?

ENTER NUMBER OF VEHICLES

**ENTER NUMBER**

Range	1 to 20
Soft Range	1 to 4
REFUSED	SECTION EW
DON'T KNOW	SECTION EW

**PROGRAMMER INSTRUCTIONS:**

Soft range: 1-4  
Hard range: 1-20

---

**CO3**

**co5valuevehi**

R5 CO3 VALUE HOW MUCH WOULD BRING

**DISPLAY INSTRUCTIONS:**

If CO2=1, display “its”, “it”, and “it”.

Otherwise, display “their”, “they”, and “them”.

**QUESTION TEXT:**

Altogether, what is their present value, that is, about how much would they bring if {you/SP} sold them on today’s market? The nearest \$1,000 is fine.

ENTER DOLLAR AMOUNT

\$

**ENTER NUMBER**

Range	0 to 1000000
Soft Range	1000 to 40000
REFUSED	
DON'T KNOW	

**PROGRAMMER INSTRUCTIONS:**

Soft range: \$1000-\$40000  
Hard range: \$0-\$1000000  
Use input mask in response field (\$ 999,999,999) so that dollar sign is displayed and commas are inserted appropriately.  
If a dollar amount is given, skip to Section EW – Economic Well-being.

---

**CO3A**

**co5vehivalue**

R5 CO3A VEHICLE VALUE

**QUESTION TEXT:**

SHOW CARD CO1

Please look at the card and tell me which is closest

**CODES**

- |   |                                |
|---|--------------------------------|
| 1 | LESS THAN \$2,500,             |
| 2 | \$2,500 TO LESS THAN \$5,000   |
| 3 | \$5,000 TO LESS THAN \$10,000  |
| 4 | \$10,000 TO LESS THAN \$20,000 |
| 5 | \$20,000 TO LESS THAN \$50,000 |
| 6 | \$50,000 OR MORE               |
|   | REFUSED                        |
|   | DON'T KNOW                     |

**PROGRAMMER INSTRUCTIONS:**

Keep dollar signs & punctuation for response options exactly as detailed above.

Go to Section EW – Economic Well-being.

---

---

## NHATS Round 5

Section EW [ECONOMIC WELL-BEING]

Sequence: 40

---

**EW1**

**ew5pycredbal**

R5 EW1 PAY OFF CREDIT CARD BALAN

**DISPLAY INSTRUCTIONS:**

If PROXY flag is null, or PROXY RELATIONSHIP = 2 (SPOUSE/PARTNER), display "Do you".  
Otherwise display "Does SP".

If CURRENT INT SP MARITAL STATUS from PERSON ROSTER = 1 (MARRIED) or 2 (LIVING WITH A PARTNER), display "or {SP FIRSTNAME LASTNAME/SPOUSE/PARTNER FIRSTNAME LASTNAME}".  
If PROXY RELATIONSHIP = 2 (SPOUSE/PARTNER), display "SP FIRSTNAME LASTNAME".  
Otherwise, display "SPOUSE/PARTNER FIRSTNAME LASTNAME".

If HP2 = 2 (HAVE TRADITIONAL MORTGAGE) or HP2 = 3 (HAVE REVERSE MORTGAGE), display "other kinds of".

**QUESTION TEXT:**

These next questions are about {other kinds of} debt.

{Do you/Does SP} {or {SP FIRSTNAME LASTNAME/SPOUSE/PARTNER FIRSTNAME LASTNAME}} usually pay off all credit card balances every month or only the minimum amount due?

**CODES**

1	PAY OFF BALANCE	EW5
2	PAY MINIMUM	
3	PAY MORE THAN MINIMUM, BUT NOT ENTIRE BALANCE	
4	DON'T HAVE ANY CREDIT CARDS REFUSED DON'T KNOW	EW5

---

**EW2**

**ew5crecardeb**

R5 EW2 TOTAL CREDIT CARD DEBT

**QUESTION TEXT:**

SHOW CARD EW1

Adding up all credit balances, please look at this card and tell me which is closest to what is owed.

**CODES**

1	LESS THAN \$1,000
2	\$1,000 TO LESS THAN \$2,000
3	\$2,000 TO LESS THAN \$4,000
4	\$4,000 TO LESS THAN \$6,000
5	\$6,000 TO LESS THAN \$10,000
6	\$10,000 TO LESS THAN \$20,000
7	\$20,000 OR MORE REFUSED DON'T KNOW

---

**EW3**

**ew5credcdmed**

R5 EW3 CREDIT CARD MEDICAL CARE

**QUESTION TEXT:**

Is any of the amount owed on credit cards for medical care?

**CODES**

1	YES	
2	NO	EW5
	REFUSED	EW5
	DON'T KNOW	EW5

---

**EW4**

**ew5amtcrdmed**

R5 EW4 AMT ON CARDS FOR MED CARE

**QUESTION TEXT:**

How much is for medical care? Would you say most, some, or a little of the amount owed?

**CODES**

1	MOST
2	SOME
3	A LITTLE
	REFUSED
	DON'T KNOW

---

**EW5**

**ew5medpaovtm**

R5 EW5 MED BILLS PAID OVERTIME

**DISPLAY INSTRUCTIONS:**

If PROXY flag is null or PROXY RELATIONSHIP = 2 (SPOUSE/PARTNER), display "Do you".  
Otherwise, display "Does SP".

If CURRENT INT SP MARITAL STATUS from PERSON ROSTER = 1 (MARRIED) or 2 (LIVING WITH A PARTNER), display  
"or {SP FIRSTNAME LASTNAME/SPOUSE/PARTNER FIRSTNAME LASTNAME}".

If PROXY RELATIONSHIP = 2 (SPOUSE/PARTNER), display "SP FIRSTNAME LASTNAME".  
Otherwise, display "SPOUSE/PARTNER FIRSTNAME LASTNAME".

Display "paid off over time" in underlined text.

**QUESTION TEXT:**

{Do you/Does SP} {or {SP FIRSTNAME LASTNAME/SPOUSE/PARTNER FIRSTNAME LASTNAME}} have any  
medical bills that are being paid off over time?

**CODES**

1	YES	
2	NO	EW7
	REFUSED	EW7
	DON'T KNOW	EW7

---

**EW6**

**ew5ampadovrt**

R5 EW6 AMT FOR MED BIL OVR TIME

**QUESTION TEXT:**

SHOW CARD EW2

Please look at this card and tell me which is closest to that amount.

**CODES**

1	LESS THAN \$500
---	-----------------



- 2 \$500 TO LESS THAN \$1,000
- 3 \$1,000 TO LESS THAN \$2,000
- 4 \$2,000 TO LESS THAN \$4,000
- 5 \$4,000 TO LESS THAN \$6,000
- 6 \$6,000 TO LESS THAN - \$10,000
- 7 \$10,000 TO LESS THAN \$20,000
- 8 \$20,000 OR MORE
- REFUSED
- DON'T KNOW

**EW7**

**ew5finhlpfam**

R5 EW7 FINANCIAL HELP FRM FAMILY

**DISPLAY INSTRUCTIONS:**

If PROXY flag is null or PROXY RELATIONSHIP = 2 (SPOUSE/PARTNER), display "you".  
Otherwise, display "SP".

If CURRENT INT SP MARITAL STATUS from PERSON ROSTER = 1 (MARRIED) or 2 (LIVING WITH A PARTNER), display "or {SP FIRSTNAME LASTNAME/SPOUSE/PARTNER FIRSTNAME LASTNAME}".

If PROXY RELATIONSHIP = 2 (SPOUSE/PARTNER), display "SP FIRSTNAME LASTNAME".  
Otherwise, display "SPOUSE/PARTNER FIRSTNAME LASTNAME".

If any PERSON ROSTER members have relationship codes = 3(DAUGHTER), 4 (SON), 7 (STEPDAUGHTER), or 8 (STEPSON), display "children or other".

**QUESTION TEXT:**

Family members often help each other out financially. The next questions are about last year, ending December 31, {CURRENT YEAR - 1 YEAR}.

Last year, did {you/SP} {or {SP FIRSTNAME LASTNAME/SPOUSE/PARTNER FIRSTNAME LASTNAME}} receive any financial help or financial gifts from {children or other} relatives, either regularly -- like every month -- or just every so often as needed?

**CODES**

- 1 YES
- 2 NO EW11
- REFUSED EW11
- DON'T KNOW EW11

**BOX EW8**

**BOX EW8**

NOT ON FILE

If any PERSON ROSTER members have relationship codes = 3 (DAUGHTER), 4 (SON), 7 (STEPDAUGHTER), or 8 (STEPSON), go to EW8.  
Otherwise, go to EW10.

**EW8**

**ew5whohelfit**

R5 EW8 CHILD HELPED FINANCIALLY

**ew5whohelfiz**

R5 EW8 OTHER HELPED FINANCIALLY

**DISPLAY INSTRUCTIONS:**

If PROXY flag is null or PROXY RELATIONSHIP = 2 (SPOUSE/PARTNER), display "your".  
Otherwise, display "SP's".

If CURRENT INT SP MARITAL STATUS from PERSON ROSTER = 1 (MARRIED) or 2 (LIVING WITH A PARTNER), display "or {SP FIRSTNAME LASTNAME/SPOUSE/PARTNER FIRSTNAME/LASTNAME}'s".

If PROXY RELATIONSHIP =2 (SPOUSE/PARTNER), display "SP FIRSTNAME LASTNAME".  
Otherwise, display "SPOUSE/PARTNER FIRSTNAME LASTNAME".

**QUESTION TEXT:**

Was that one of {your/SP's} {or {SP FIRSTNAME/LASTNAME/SPOUSE/PARTNER FIRSTNAME  
LASTNAME}'s} children or someone else who helped out (financially)?

SELECT ALL THAT APPLY

**CODES**

	<b>Code All That Apply</b>	
1	CHILD/CHILDREN	
2	SOMEONE ELSE	EW10
	REFUSED	EW10
	DON'T KNOW	EW10

**PROGRAMMER INSTRUCTIONS:**

Allow code all that apply

---

**EW9**

**op5chhlpfin**

R5 EW9 CHILDREN WHO HELP FINANCE

**DISPLAY INSTRUCTIONS:**

Display PERSON ROSTER members with relationship codes = 3 (DAUGHTER), 4 = (SON), 7 (STEPDAUGHTER), or 8 (STEPSON) with FIRST NAME, LAST NAME, and RELATIONSHIP TO SP.

**QUESTION TEXT:**

Which children helped out (financially)?

PROBE: Any other children?

SELECT ALL THAT APPLY

**ENTER TEXT**

**PROGRAMMER INSTRUCTIONS:**

Allow code all that apply.

For each roster selection at EW9, set HELPEDSPFINANCIALLY flag =1 (YES) to person roster.

---

**EW10**

**ew5atchhelyr**

R5 EW10 AMT FROM CHILDR LST YR

**QUESTION TEXT:**

SHOW CARD EW2

Please look at this card and tell me which is closest to the amount in {CURRENT YEAR - 1}.

**CODES**

1	LESS THAN \$500
2	\$500 TO LESS THAN \$1,000
3	\$1,000 TO LESS THAN \$2,000
4	\$2,000 TO LESS THAN \$4,000
5	\$4,000 TO LESS THAN \$6,000
6	\$6,000 TO LESS THAN - \$10,000
7	\$10,000 TO LESS THAN \$20,000
8	\$20,000 OR MORE

REFUSED  
DON'T KNOW

---

**EW11**

**ew5fingftfam**

R5 EW11 FINANCIAL GIFTS TO FAMILY

**DISPLAY INSTRUCTIONS:**

If PROXY flag is null or PROXY RELATIONSHIP = 2 (SPOUSE/PARTNER), display "you".  
Otherwise, display "SP".

If CURRENT INT SP MARITAL STATUS from PERSON ROSTER = 1 (MARRIED) or 2 (LIVING WITH A PARTNER)], display  
"or {SP FIRSTNAME LASTNAME/SPOUSE/PARTNER FIRSTNAME LASTNAME}".

If PROXY RELATIONSHIP = 2 (SPOUSE/PARTNER), display "SP FIRSTNAME LASTNAME".  
Otherwise display "SPOUSE/PARTNER FIRSTNAME LASTNAME".

If any PERSON ROSTER members have relationship codes = 3 (DAUGHTER), 4 (SON), 7 (STEPDAUGHTER), or 8  
(STEPSON), display "children or other".

**QUESTION TEXT:**

Last year, ending December 31, {CURRENT YEAR - 1 YEAR}, did {you/SP} {or {SP FIRSTNAME  
LASTNAME/SPOUSE/PARTNER FIRSTNAME LASTNAME}} give any financial help or financial gifts to  
{children or other} relatives, either regularly -- like every month -- or just every so often as needed?

**CODES**

1	YES	
2	NO	EW15
	REFUSED	EW15
	DON'T KNOW	EW15

---

**BOX EW12**

**BOX E12**

NOT ON FILE

If any PERSON ROSTER members have relationship codes = 3 (DAUGHTER), 4 (SON), 7  
(STEPDAUGHTER), or 8 (STEPSON), go to EW12.  
Otherwise, go to EW14.

---

**EW12**

**ew5whregoth1**

R5 EW12 GAVE CHILD FINCL HLP

**ew5whregoth2**

R5 EW12 SP GAVE GRANDCHD FIN HLP

**ew5whregoth3**

R5 EW12 SP GAVE OTHR FINANCL HLP

**DISPLAY INSTRUCTIONS:**

If PROXY flag is null or PROXY RELATIONSHIP = 2 (SPOUSE/PARTNER), display "your".  
Otherwise, display "SP's".

If CURRENT INT SP MARITAL STATUS from PERSON ROSTER = 1 (MARRIED) or 2 (LIVING WITH A PARTNER), display  
"or {SP FIRSTNAME LASTNAME/SPOUSE/PARTNER FIRSTNAME LASTNAME}'S".

If PROXY RELATIONSHIP = 2 (SPOUSE/PARTNER), display "SP FIRSTNAME LASTNAME".  
Otherwise, display "SPOUSE/PARTNER FIRSTNAME LASTNAME".

**QUESTION TEXT:**

Was that (financial) help to one of {your/SP's} {or {SP FIRSTNAME LASTNAME/SPOUSE/PARTNER  
FIRSTNAME LASTNAME}'s} children, a grandchild, or someone else?

SELECT ALL THAT APPLY

<b>CODES</b>	<b>Code All That Apply</b>	
1	CHILD/CHILDREN	
2	GRANDCHILD/GRANDCHILDREN	EW14
3	SOMEONE ELSE	EW14
	REFUSED	EW14
	DON'T KNOW	EW14

**PROGRAMMER INSTRUCTIONS:**  
Allow code all that apply

**EW13**                      **op5hlpchfin**                      R5 EW13 HELPED CHILDREN FINANCE

**DISPLAY INSTRUCTIONS:**

Display PERSON ROSTER members with relationship codes = 3 (DAUGHTER), 4 = (SON), 7 (STEPDAUGHTER), or 8 (STEPSON) with FIRST NAME, LAST NAME, and RELATIONSHIP TO SP.

**QUESTION TEXT:**

Which children were helped (financially)?

PROBE: Any other children?

SELECT ALL THAT APPLY

**ENTER TEXT**

**PROGRAMMER INSTRUCTIONS:**

Allow code all that apply  
For each roster selection at EW13, set SPHELPEDFINANCIALLY flag = 1 (YES) to person roster.

**EW14**                      **ew5amthlpgiv**                      R5 EW14 AMOUNT OF HELP GIVEN

**QUESTION TEXT:**

SHOW CARD EW2

Please look at this card and tell me which is closest to the amount in {CURRENT YEAR - 1}.

**CODES**

1	LESS THAN \$500
2	\$500 TO LESS THAN \$1,000
3	\$1,000 TO LESS THAN \$2,000
4	\$2,000 TO LESS THAN \$4,000
5	\$4,000 TO LESS THAN \$6,000
6	\$6,000 TO LESS THAN - \$10,000
7	\$10,000 TO LESS THAN \$20,000
8	\$20,000 OR MORE
	REFUSED
	DON'T KNOW

**BOX EW15**

**BOX E15**

NOT ON FILE

<b>EW15</b>	<b>ew5progneed1</b>	R5 EW15 SP RECEIVD FOOD STAMPS
	<b>ew5progneed2</b>	R5 EW15 SP REC OTHR FOOD ASST
	<b>ew5progneed3</b>	R5 EW15 SP REC GAS ENERGY ASST

**DISPLAY INSTRUCTIONS:**

If PROXY flag is null, or PROXY RELATIONSHIP = 2 (SPOUSE/PARTNER), display "you".  
 Otherwise, display "SP".

If CURRENT INT SP MARITAL STATUS from PERSON ROSTER = 1 (MARRIED) or 2 (LIVING WITH A PARTNER), display "or {SP FIRSTNAME LASTNAME/SPOUSE/PARTNER FIRSTNAME LASTNAME}".  
 If PROXY RELATIONSHIP = 2 (SPOUSE/PARTNER), display "SP FIRSTNAME LASTNAME".  
 Otherwise, display "SPOUSE/PARTNER FIRSTNAME LASTNAME".

Use "Same Question Stem" display for EW15[a-c].  
 If at EW15a, do not display question text in brackets.  
 Otherwise, display question text in brackets.

Display "in the last year" in bold underlined text.

**QUESTION TEXT:**

{{}} There are several state and federal programs that help people in need. In the last year, did {you/SP} {or {SP FIRSTNAME LASTNAME/SPOUSE/PARTNER FIRSTNAME LASTNAME}} receive help from any of these programs? {}

RESPONSE [1] a. Food stamps (also called the Supplemental Nutrition Assistance Program, or SNAP)?  
 RESPONSE [2] b. Other food assistance such as Meals-on-Wheels?  
 RESPONSE [3] c. Gas, electricity, or other energy assistance?

**CODES**

- 1 YES
- 2 NO
- REFUSED
- DON'T KNOW

**PROGRAMMER INSTRUCTIONS:**

Array the responses and variable text columns in the panel.  
 Display "variable text" in the a-c sequence until all rows have been displayed.

<b>EW16</b>	<b>ew5mealskip1</b>	R5 EW16 SKIP MEALS NO MONEY
-------------	---------------------	-----------------------------

**DISPLAY INSTRUCTIONS:**

If PROXY flag is null or PROXY RELATIONSHIP = 2 (SPOUSE/PARTNER), display "you".  
 Otherwise, display "SP".

If CURRENT INT SP MARITAL STATUS from PERSON ROSTER = 1 (MARRIED) or 2 (LIVING WITH A PARTNER), display "or {SP FIRSTNAME LASTNAME/SPOUSE/PARTNER FIRSTNAME LASTNAME}".  
 If PROXY RELATIONSHIP = 2 (SPOUSE/PARTNER), display "SP FIRSTNAME LASTNAME".  
 Otherwise, display "SPOUSE/PARTNER FIRSTNAME LASTNAME".

Display "last month" in underlined text.

**QUESTION TEXT:**

We know people sometimes find it hard to make ends meet. Thinking about the last month, did {you/SP}

{or {SP FIRSTNAME LASTNAME/SPOUSE/PARTNER FIRSTNAME LASTNAME}} skip any meals because there was not enough food, or money to buy food?

**CODES**

1	YES	
2	NO	EW18
	REFUSED	EW18
	DON'T KNOW	EW18

---

**EW17**

**ew5mealskip2**

R5 EW17 SKIP MEALS HOW OFTEN

**DISPLAY INSTRUCTIONS:**

If PROXY flag is null or PROXY RELATIONSHIP = 2 (SPOUSE/PARTNER), display "you".  
Otherwise, display "SP".

If CURRENT INT SP MARITAL STATUS from PERSON ROSTER = 1 (MARRIED) or 2 (LIVING WITH A PARTNER), display "or {SP FIRSTNAME LASTNAME/SPOUSE/PARTNER FIRSTNAME LASTNAME}".  
If PROXY RELATIONSHIP = 2 (SPOUSE/PARTNER), display "SP FIRSTNAME LASTNAME".  
Otherwise, display "SPOUSE/PARTNER FIRSTNAME LASTNAME".

Display "last month" in underlined text.

**QUESTION TEXT:**

How many days in the last month did {you/SP} {or {SP FIRSTNAME LASTNAME/SPOUSE/PARTNER FIRSTNAME LASTNAME}} skip meals? Would you say nearly every day, more than half the days, several days, but less than half the days, or a few days?

**CODES**

1	NEARLY EVERY DAY
2	MORE THAN HALF THE DAYS
3	SEVERAL DAYS (LESS THAN HALF)
4	A FEW DAYS
	REFUSED
	DON'T KNOW

---

**EW18**

**ew5nopayhous**

R5 EW18A NO MONEY FOR HOUSING

**ew5nopayutil**

R5 EW18B NO MONEY FOR UTILITIES

**ew5nopaymed**

R5 EW18C NO MONEY FOR MEDICAL

**DISPLAY INSTRUCTIONS:**

Use "Same Question Stem" display for EW18[a-c].  
Display "last year" in underlined text.

If at EW18a, do not display question text in brackets.  
Otherwise, display question text in brackets.

**QUESTION TEXT:**

{[ ]}Were there times in the last year when {you/SP} did not have enough money to... {[ ]}

RESPONSE [1] a. pay the rent or mortgage?  
RESPONSE [2] b. pay utility bills (gas, electric)?  
RESPONSE [3] c. pay medical or prescription drug bills

**CODES**

1	YES
2	NO
	REFUSED
	DON'T KNOW

**PROGRAMMER INSTRUCTIONS:**

Array the responses and variable text columns in the panel.  
Display "variable text" in the a-c sequence until all rows have been displayed.

Go to Section HL – Helpers.

---

---

## NHATS Round 5

Section HL [HELPER]

Sequence: 41

---

**BOX HL1PRE**

**BOX HL1PRE**

NOT ON FILE

If no PERSON ROSTER MEMBERS are flagged = 1 (YES) for HELPSGOOUTSIDE and HELPSAROUNDINSIDE and HELPSOUTOF BED and TOOKPLACESMOSTOFTEN and TOOKPLACES and HELPSWITHEATING and HELPSWITHBATHING and HELPSWITHTOILETING and HELPSWITHDRESSING and HELPEDWITHLAUNDRY and HELPEDWITHSHOPPING and HELPEDWITHMEALS and HELPEDWITHBANKING and HELPEDWITHMONEYMATTERS and HELPEDTRACKMEDS and SATINWITHDOCTOR and HELPEDMAKEINSURANCEDECISIONS, go to Section LS – NLTC Questions.

Else if the only PERSON ROSTER MEMBERS flagged = 1 (YES) for HELPSGOOUTSIDE and HELPSAROUNDINSIDE and HELPSOUTOF BED and TOOKPLACESMOSTOFTEN and TOOKPLACES and HELPSWITHEATING and HELPSWITHBATHING and HELPSWITHTOILETING and HELPSWITHDRESSING and HELPEDWITHLAUNDRY and HELPEDWITHSHOPPING and HELPEDWITHMEALS and HELPEDWITHBANKING and HELPEDWITHMONEYMATTERS and HELPEDTRACKMEDS and SATINWITHDOCTOR and HELPEDMAKEINSURANCEDECISIONS are STAFF PERSON FROM PLACE SP LIVES or RESTAURANT/TAKE OUT SERVICES (for HELPEDWITHMEALS), or MEALS ON WHEELS (for HELPEDWITHMEALS), go to Section LS – NLTC Questions.

Otherwise, go to HL1PRE.

---

**HL1PRE**

**HL1PRE**

NOT NO FILE

**QUESTION TEXT:**

Next I have a few questions about the people who you said help {you/SP} with daily activities.

PRESS 1 AND ENTER TO CONTINUE

**ENTER TEXT**

Length

1



---

**BOX HL1****op5ishelper**

R5 BXHL1 ELIGIBLE HL SECTION

For each PERSON ROSTER MEMBER flagged = 1 (YES) for  
HELPSGOOUTSIDE or  
HELPSAROUNDINSIDE or  
HELPSOUTOF BED or  
TOOKPLACESMOSTOFTEN or  
TOOKPLACES or  
HELPSWITHEATING or  
HELPSWITHBATHING or  
HELPSWITHTOILETING or  
HELPSWITHDRESSING or  
HELPEDWITHLAUNDRY or  
HELPEDWITHSHOPPING or  
HELPEDWITHMEALS or  
HELPEDWITHBANKING or  
HELPEDWITHMONEYMATTERS or  
HELPEPTRACKMEDS or  
SATINWITHDOCTOR or  
HELPEDMAKEINSURANCEDECISIONs  
who is not a STAFF PERSON FROM PLACE SP LIVES or RESTAURANT/TAKE OUT SERVICES (for  
HELPEDWITHMEALS), or MEALS ON WHEELS (for HELPEDWITH MEALS), set HELPER flag=1 (YES).

Write HELPER flag to PERSON ROSTER for each roster member.

Loop through HL1 and HL8 for each PERSON ROSTER MEMBER with a HELPER flag =1 (YES).

---

**HL1****op5helpsched**

R5 HL1 HELP IS REG SCHEDULED

**QUESTION TEXT:**

Does {PERSON ROSTER MEMBER FIRSTNAME LASTNAME} have a regular schedule, or does his/her  
schedule vary?

**CODES**

1	REGULAR	
2	VARIED	HL3
	REFUSED	HL3
	DON'T KNOW	HL3

**PROGRAMMER INSTRUCTIONS:**

Write HELPSCHEDULE response to PERSON ROSTER for roster member.

---

**HL2****op5numdayswk**

R5 HL2 NUM DAYS HELP PER WK

**QUESTION TEXT:**

In the last month, on how many days per week did {PERSON ROSTER MEMBER FIRST NAME LASTNAME}  
help {you/SP}?

ENTER NUMBER OF DAYS

**ENTER NUMBER**

Range	0 to 7
REFUSED	
DON'T KNOW	

**PROGRAMMER INSTRUCTIONS:**

Write #DAYSHelpWEEK response to PERSON ROSTER for roster member.

---

**BOX HL3**

**BOX HO4**

NOT ON FILE

If HL2 = 0, go to BOX HL5.

Otherwise, go to HL4.

---

**HL3**

**op5numdaysmn**

R5 HL3 NUM DAYS HELP PER MON

**QUESTION TEXT:**

In the last month, on how many days did {PERSON ROSTER MEMBER FIRST NAME LASTNAME} help {you/SP}?

ENTER NUMBER OF DAYS

**ENTER NUMBER**

Range 0 to 31  
REFUSED  
DON'T KNOW

**PROGRAMMER INSTRUCTIONS:**

Write #DAYSHelpMONTH response to PERSON ROSTER for roster member.

---

**BOX HL4**

**BOX HL4**

NOT ON FILE

If HL3 = 0, go to BOX HL5.

Otherwise, go to HL4.

---

**HL4**

**op5numhrsday**

R5 HL4 NUM HRS HELP PER DAY

**QUESTION TEXT:**

On days when {PERSON ROSTER MEMBER FIRST NAME LASTNAME} helped, about how many hours per day did (he/she) help {you/SP}?

ENTER NUMBER OF HOURS

IF LESS THAN 1 HOUR, ENTER ZERO

**ENTER NUMBER**

Range 0 to 24  
REFUSED  
DON'T KNOW

**PROGRAMMER INSTRUCTIONS:**

Write #HOURSHELP response to PERSON ROSTER for roster member.

---

**BOX HL5**

**BOX HL5**

NOT ON FILE

If PERSON ROSTER member relationship = 2 (SPOUSE/PARTNER), go to BOX HL9.

Else if PERSON ROSTER member relationship = 31 (PAID AIDE/HOUSEKEEPER/EMPLOYEE), go to HL6.

Otherwise, go to HL5.

---

**HL5****op5paidhelp**

R5 HL5 HELPER IS PAID

**QUESTION TEXT:**

Is {PERSON ROSTER MEMBER FIRST NAME LASTNAME} paid to provide this help?

IF NEEDED: By paid help, we mean paid by someone as part of a job. We will ask next who pays the person.

**CODES**

1	YES	
2	NO	BOX HL9
	REFUSED	BOX HL9
	DON'T KNOW	BOX HL9

**PROGRAMMER INSTRUCTIONS:**

Write #PAIDHELP response to PERSON ROSTER for roster member.

---

**HL6****op5sppayshp**

R5 HL6 SP PAYS FOR HELP

**op5govpayshp**

R5 HL6 GOVT PAYS FOR HELP

**op5inspayshp**

R5 HL6 INSUR PAYS FOR HELP

**op5othpayshp**

R5 HL6 OTHER PAYS FOR HELP

**QUESTION TEXT:**

Is {PERSON ROSTER MEMBER FIRST NAME LASTNAME} paid by {you/SP}, {your/his/her} family, by a government program, by {your/his/her} insurance, or what?

SELECT ALL THAT APPLY

**CODES**

	<b>Code All That Apply</b>	
1	SP AND/OR FAMILY	BOX HL7
2	GOVERNMENT PROGRAM	BOX HL7
3	INSURANCE	BOX HL7
91	OTHER (SPECIFY)	
	REFUSED	BOX HL7
	DON'T KNOW	BOX HL7

**PROGRAMMER INSTRUCTIONS:**

Allow code all that apply.

Write WHOPAYS response to PERSON ROSTER for roster member.

---

**HL6A****HL6A**

NOT ON FILE

**QUESTION TEXT:**

SPECIFY WHO PAYS FOR PERSON WHO HELPS {SP}.

Text 50 char

**ENTER TEXT**

Length

50

**BOX HL7****BOX HL7****NOT ON FILE**

If HL6=1 (SP AND/OR FAMILY), go to HL7.  
 Else if HL6=2 (GOVERNMENT PROGRAM), go to HL8.  
 Otherwise, go to BOX HL9.

**HL7****op5payunit****R5 HL7 PAYMENT UNIT****QUESTION TEXT:**

How much did {you/SP} (and {your/his/her} family) pay {PERSON ROSTER MEMBER FIRST NAME  
 LASTNAME} last month?

INDICATE RESPONSE UNIT

**CODES**

1	HOURLY	
2	WEEKLY	HL7B
3	MONTHLY	HL7C
4	DID NOT PAY IN LAST MONTH	BOX HL8
91	OTHER (SPECIFY)	HL7D
	REFUSED	BOX HL8
	DON'T KNOW	BOX HL8

**PROGRAMMER INSTRUCTIONS:**

Write PAYUNIT response to PERSON ROSTER for roster member.

**HL7A****op5hourlypay****R5 HL7A HOURLY AMOUNT PAID****QUESTION TEXT:**

ENTER HOURLY AMOUNT PAID  
 \$ \_\_\_\_\_

**ENTER NUMBER**

Range	1 to 999.99
Soft Range	5 to 50

**PROGRAMMER INSTRUCTIONS:**

Write HOURLYAMOUNT response to PERSON ROSTER for roster member.

If valid amount given, skip to Box HL8.

**HL7B****op5weeklypay****R5 HL7B WEEKLY AMOUNT PAID****QUESTION TEXT:**

ENTER WEEKLY AMOUNT PAID  
 \$ \_\_\_\_\_

**ENTER NUMBER**

Range	1 to 9999
Soft Range	50 to 1000

**PROGRAMMER INSTRUCTIONS:**

Write WEEKLYAMOUNT response to PERSON ROSTER for roster member.

If valid amount given, skip to Box HL8.

---

**HL7C****op5monthlypay**

R5 HL7C MONTHLY AMOUNT PAID

**QUESTION TEXT:**

ENTER MONTHLY AMOUNT PAID

\$ \_\_\_\_\_

**ENTER NUMBER**

Range

1 to 9999

Soft Range

50 to 5000

**PROGRAMMER INSTRUCTIONS:**

Write MONTHLYAMOUNT response to PERSON ROSTER for roster member.

Go to BOX HL8.

---

**HL7D****HL7D**

NOT ON FILE

**QUESTION TEXT:**

SPECIFY OTHER RATE OF PAYMENT.

**ENTER TEXT**

Length

50

---

**BOX HL8****BOX HL8**

NOT ON FILE

If HL6=2 (GOVERNMENT PROGRAM), go to HL8.

Otherwise, go to Box HL9.

---

**HL8****op5progmpaid**

R5 HL8 PROGRAM PAID FOR HELPER

**DISPLAY INSTRUCTIONS:**

Display “, also known as {STATE NAME FOR MEDICAID PROGRAM}” if state name for Medicaid is not “Medicaid”.

**QUESTION TEXT:**

Do you know whether this program is Medicaid {, also known as {STATE MEDICAID PROGRAM NAME}}, Medicare, a state program, or something else?

**CODES**

1	MEDICAID	BOX HL9
2	MEDICARE	BOX HL9
3	STATE PROGRAM	BOX HL9
91	OTHER (SPECIFY)	
	REFUSED	BOX HL9
	DON'T KNOW	BOX HL9

**PROGRAMMER INSTRUCTIONS:**

Use NHATS State Name for Medicaid file for {STATE NAME FOR MEDICAID PROGRAM} display.

Write PROGRAMPAID response to PERSON ROSTER for roster member.

**HL8A**

**HL8A**

NOT ON FILE

**QUESTION TEXT:**

SPECIFY OTHER PROGRAM.

Text 50 char

**ENTER TEXT**

Length

50

---

**BOX HL9**

**BOX HL9**

NOT ON FILE

Go to HL1 for next PERSON ROSTER MEMBER with HELPER flag=1 (YES).  
If no additional PERSON ROSTER MEMBER with HELPER flag=1 (YES), go to Section LS – NLTCS Questions.

---

**Derived Variables From Items in HL Section**

**op5dhrsmth**

R5 D HL2 HL3 HL4 HRS HELP MONTH

# NHATS Round 5

Section LS [NLTCs QUESTIONS]

Sequence: 42

LS1PRE

LS1PRE

NOT ON FILE

## QUESTION TEXT

The last few questions we have for you may sound very similar to what you have heard already, but we need your answers to understand how differences in question wording affect health and aging trends.

PRESS 1 AND ENTER TO CONTINUE

LS1

Is5evdayact1

R5 LS1 EATING W OUT HELP SP EQUIP

Is5evdayact2

R5 LS1 GET IN OUT BED W OUT HELP

Is5evdayact3

R5 LS1 GET IN OUT CHR W OUT HELP

Is5evdayact4

R5 LS1 WALK INSIDE WITHOUT HELP

Is5evdayact5

R5 LS1 GO OUTSIDE W OUT HLP SP EQ

Is5evdayact6

R5 LS1 DRESSING WITHOUT HELP

Is5evdayact7

R5 LS1 BATHING WITHOUT HELP

Is5evdayact8

R5 LS1 TOILETING WITHOUT HELP

## DISPLAY INSTRUCTIONS:

Use "Same Question Stem" display for LS1a-LS1h

If at LS1a, do not display question text in brackets.  
Otherwise, display question text in brackets.

## QUESTION TEXT:

{}{}The next few questions are about {your/SP's} ability to do everyday activities without help. By help, I mean either the help of another person, including the people who live with {you/him/her}, or the help of special equipment. {}{}

{}{}{Do you/Does SP} have any problem...{}{}

{variable text a-h}

RESPONSE [1] a. eating without the help of another person or special equipment?

RESPONSE [2] b. getting in or out of bed without help?

RESPONSE [3] c. getting in or out of chairs without help?

RESPONSE [4] d. walking around inside without help?

RESPONSE [5] e. going outside without the help of another person or special equipment?

RESPONSE [6] f. dressing without help?

RESPONSE [7] g. bathing without help?

RESPONSE [8] h. getting to the bathroom or using the toilet?

## CODES

- |   |                   |
|---|-------------------|
| 1 | YES               |
| 2 | NO                |
| 3 | CAN'T DO/DON'T DO |
|   | REFUSED           |
|   | DON'T KNOW        |

## PROGRAMMER INSTRUCTIONS:

Array the responses and Variable text columns in the panel.

Display 'variable text' in the a-h sequence until all rows have been displayed.

---

<b>LS2</b>	<b>Is5ableto1</b>	R5 LS2 PREPARE MEALS W OUT HELP
	<b>Is5ableto2</b>	R5 LS2 LAUNDRY WITHOUT HELP
	<b>Is5ableto3</b>	R5 LS2 SP ABLE LIGHT HOUSEWORK
	<b>Is5ableto4</b>	R5 LS2 SHOP FOR GROC WOUT HELP
	<b>Is5ableto5</b>	R5 LS2 SP ABLE MANAGE MONEY
	<b>Is5ableto6</b>	R5 LS2 SP TAKE MEDS WOUT HELP
	<b>Is5ableto7</b>	R5 LS2 SP MAKE TELEPHONE CALLS

**DISPLAY INSTRUCTIONS:**

Use "Same Question Stem" display for LS2a-LS2g.

If at LS2a, do not display question text in brackets.  
Otherwise, display question text in brackets.

**QUESTION TEXT:**

```
{[}{Are you/Is SP} able to... {]}
```

```
IF SP DOES NOT DO, BUT IS ABLE TO DO AN ACTIVITY, CODE "YES" FOR THE ACTIVITY
```

```
{variable text a-g}
```

```
RESPONSE [1] a. prepare meals without help?
```

```
RESPONSE [2] b. do laundry without help?
```

```
RESPONSE [3] c. do light housework such as washing dishes?
```

```
RESPONSE [4] d. shop for groceries without help?
```

```
RESPONSE [5] e. manage money, such as keeping track of bills and handling cash?
```

```
RESPONSE [6] f. take medicine without help?
```

```
RESPONSE [7] g. make telephone calls without help?
```

**CODES**

- 1 YES
- 2 NO
- REFUSED
- DON'T KNOW

**PROGRAMMER INSTRUCTIONS:**

Array the responses and Variable text columns in the panel.

Display 'variable text' in the a-g sequence until all rows have been displayed.

---

**BOX LS3**

**BOXLS3**

NOT ON FILE

```
If LS2a=2 (NO), display LS3a.
```

```
If LS2b=2 (NO), display LS3b.
```

```
If LS2c=2 (NO), display LS3c.
```

```
If LS2d=2 (NO), display LS3d.
```

```
If LS2e=2 (NO), display LS3e.
```

```
If LS2f=2 (NO), display LS3f.
```



If LS2g=2 (NO), display LS3g.  
Otherwise, go to Section CL – Closing.

**LS3**

**Is5diskefrm1**

R5 LS3 DIS KEEPS FROM MEAL PREP

**Is5diskefrm2**

R5 LS3 DIS KEEPS FROM LAUNDRY

**Is5diskefrm3**

R5 LS3 DIS KEEPS FRM LGHT HOUSWK

**Is5diskefrm4**

R5 LS3 DIS KEEPS FRM SHOP GROC

**Is5diskefrm5**

R5 LS3 DIS KEEPS FRM MANAGE MONY

**Is5diskefrm6**

R5 LS3 DIS KEEPS FROM TAKE MEDS

**Is5diskefrm7**

R5 LS3 DIS KEEPS FROM TELEPHONE

**DISPLAY INSTRUCTIONS:**

Use “Same Question Stem” display for LS3a-LS3g

If at LS3a, do not display question text in brackets.  
Otherwise, display question text in brackets.

**QUESTION TEXT:**

{[]Does a disability or a health problem keep {you/SP} from... []}

{variable text a-g}

RESPONSE [1] a. preparing meals?

RESPONSE [2] b. doing laundry?

RESPONSE [3] c. doing light housework?

RESPONSE [4] d. shopping for groceries?

RESPONSE [5] e. managing money?

RESPONSE [6] f. taking medicine?

RESPONSE [7] g. making telephone calls?

**CODES**

1 YES

2 NO

REFUSED

DON'T KNOW

**PROGRAMMER INSTRUCTIONS:**

Array the responses and Variable text columns in the panel.

Display 'variable text' in the a-g sequence until all rows have been displayed.

Go to Section CL – Closing.

---

## NHATS Round 5

Section IR [INTERVIEWER REMARKS]

Sequence: 43

---

**IR1A1** ir5intlang R5 IR1A1 INTERVIEW LANGUAGE

**QUESTION TEXT:**

What language did you use to conduct this interview?

**CODES**

1	English	IR1
2	Spanish	IR1
3	Other (specify)	

---

**IR1A2** IR1A2 NOT ON FILE

**QUESTION TEXT:**

Specify language used to conduct interview.

**ENTER TEXT**

Length 25

---

**IR1** IR1 NOT ON FILE

**QUESTION TEXT:**

Was the SP interview completed in person or by telephone?

**ENTER TEXT**

Length 500

---

**BOXIR1A** BOXIR1a NOT ON FILE

**QUESTION TEXT:**

If DECEASED flag = 1 (YES), go to IR2.  
Otherwise, go to IR1A.

---

**IR1A** IR1A NOT ON FILE

**QUESTION TEXT:**

Describe why the SP interview was conducted by telephone.

**CODES**

1	In person	IR2
2	Telephone	

---

**IR2** ir5spattitud R5 IR2 SP ATTITUDE TOWARD INTVW

**QUESTION TEXT:**

In general, what was the respondent's attitude toward the interview?

---

**CODES**

- 1 Friendly and interested
- 2 Cooperative but not particularly interested
- 3 Impatient and restless
- 4 Hostile

---

**IR3**

**ir5undrstand**

R5 IR3 SP UNDERSTAND QUESTION

**QUESTION TEXT:**

In general, how was the respondent's understanding of the questions?

**CODES**

- 1 Good Box IR4
- 2 Fair
- E Poor

---

**IR3A**

**IR3A**

NOT ON FILE

**QUESTION TEXT:**

Select any issues that may have affected respondent's understanding of the questions

Select all that apply.

**CODES**

**Code All That Apply**

- 1 Hearing problems BOX IR4
- 2 Language barrier BOX IR4
- 3 SP has Alzheimer's/Dementia BOX IR4
- 91 Other (Specify)

---

**IR3B**

**IR3B**

NOT ON FILE

**QUESTION TEXT:**

Describe any circumstances that may have affected respondent's understanding of the questions.

**ENTER TEXT**

Length

500

---

**BOX IR4**

**BOX IR4**

NOT ON FILE

If DECEASED flag = 1 (YES), go to IR23.  
Else if PROXY flag = 1 (yes), go to IR4.

Otherwise go to IR6

---

**IR4**

**ir5sppresent**

R5 IR4 AMT OF INTERVIW SP PRESENT

**QUESTION TEXT:**

About how much of the interview was the SP present for?

**CODES**

1	All of the time	IR6
2	Most of the time	IR6
3	Some of the time	IR6
4	Only for the cognition and/or performance parts	IR6
5	None of the time	

**IR5**

<b>ir5sppresreas1</b>	R5 IR5 REASON SP NOT PRESENT_SLEEP
<b>ir5sppresreas2</b>	R5 IR5 REASON SP NOT PRESENT_2ILL
<b>ir5sppresreas3</b>	R5 IR5 REASON SP NOT PRESENT_ALZH
<b>ir5sppresreas4</b>	R5 IR5 REASON SP NOT PRESENT_PROXYREQ
<b>ir5sppresreas5</b>	R5 IR5 REASON SP NOT PRESENT_INFCLTY
<b>ir5sppresreas6</b>	R5 IR5 REASON SP NOT PRESENT_OTHSFPY

**QUESTION TEXT:**

Select reason(s) why the SP wasn't present for the interview?

**CODES****Code All That Apply**

1	SP was sleeping	IR6
2	SP was too ill	IR6
3	SP has Alzheimer's/Dementia	IR6
4	Proxy request	IR6
5	SP in facility	IR6
91	Other (Specify)	

**IR5A****IR5A**

NOT ON FILE

**QUESTION TEXT:**

Explain why the SP wasn't present for the interview.

**ENTER TEXT**

Length

500

**IR6****ir5intvwhlp**

R5 IR6 ANYONE HELP WITH INTVW

**DISPLAY INSTRUCTIONS:**

If PROXY flag = 1 (yes), display "and the proxy".

**QUESTION TEXT:**

Besides the SP {and the proxy}, was there anyone else who helped answer questions during the interview?

**CODES**

1	Yes	
2	No	BOX IR7
3	Interview was conducted by telephone	BOX IR7

<b>IR6A</b>	<b>ir5prsnhlp1</b>	R5 IR6A SPOUSE HELPED WITH INTVW
	<b>ir5prsnhlp2</b>	R5 IR6A CHILD HELPED WITH INTVW
	<b>ir5prsnhlp3</b>	R5 IR6A RELATIVE HELP WITH INTVW
	<b>ir5prsnhlp4</b>	R5 IR6A FRIEND HELPED WITH INTVW
	<b>ir5prsnhlp5</b>	R5 IR6A STAFF HELPED WITH INTVW
	<b>ir5prsnhlp6</b>	R5 IR6A AIDE HELPED WITH INTVW
	<b>ir5prsnhlp91</b>	R5 IR6A OTHER HELPED WITH INTVW

**QUESTION TEXT:**

Select any issues that may have affected respondent's understanding of the questions

Select all that apply.

<b>CODES</b>	<b>Code All That Apply</b>
1	Spouse/Partner
2	Child of SP
3	Other relative
4	Friend/Neighbor
5	Staff person from place Sp lives
6	Personal helper/aide
91	Other

---

<b>BOX IR7</b>	<b>BOX IR7</b>	NOT ON FILE
----------------	----------------	-------------

If IR4 = 5 (none of the time), go to IR8.

Otherwise, go to IR7.

---

<b>IR7</b>	<b>IR7</b>	NOT ON FILE
------------	------------	-------------

**QUESTION TEXT:**

Did you encounter any problems or issues with administering the SP cognition section?

<b>CODES</b>	
1	Yes
2	No
3	Not Administered
	IR8

---

<b>IR7A</b>	<b>IR7A</b>	NOT ON FILE
-------------	-------------	-------------

**QUESTION TEXT:**

Describe the SP cognition section problems, issues, or reasons not administered.

**ENTER TEXT**

Length

500

---

<b>IR8</b>	<b>IR8</b>	NOT ON FILE
------------	------------	-------------

**QUESTION TEXT:**

Did you encounter any problems or issues with CAPI?

**CODES**

1 Yes  
2 No BOX IR10

---

**IR8A** IR8A NOT ON FILE

**QUESTION TEXT:**

Describe problem or issues with CAPI.

**ENTER TEXT**

Length 500

---

**BOX IR10** BOX IR10 NOT ON FILE

If IR4 = 5 (none of the time), go to IR12.

Otherwise, go to IR10.

---

**IR10** IR10 NOT ON FILE

**QUESTION TEXT:**

Did you encounter any problems or issues with administering the physical activities?

**CODES**

1 Yes  
2 No IR10B  
3 Not Administered

---

**IR10A** IR10A NOT ON FILE

**QUESTION TEXT:**

Describe the physical activities problems, issues, or reasons not administered.

**ENTER TEXT**

Length 500

---

**IR10B** ir5demolang1 R5 PHYS ACT DEMO SAFETY TRANS

**QUESTION TEXT:**

Was the physical activities demonstration or the safety question "Do you think it would be safe to try this?"

Translate for the SP into a language other than English or Spanish?

**CODES**

1 Yes  
2 No IR11

---

**IR10C** ir5demolang2 (Sensitive) R5 PHYS ACT DEMO SAFETY LANG

**QUESTION TEXT:**

What language was the physical activity demonstration or the safety question "Do you think it would be safe to try this?" translated into?

**CODES**

1	Arabic
2	Armenian
3	Bengali
4	Chinese - Cantonese
5	Chinese - Mandarin
6	Creole
7	Czech
8	Farsi
9	French
10	German
11	Greek
12	Guajarati
13	Hindi
14	Hungarian
15	Italian
16	Japanese
17	Korean
18	Laotian
19	Lithuanian
2-	Panjabi
21	Polish
22	Portuguese
23	Russian
24	Slovak
25	Tagalog
26	Thai
27	Urdu
28	Vietnamese
91	Other (Specify)

**PROGRAMMER INSTRUCTIONS:**

If IR10C=1-28, go to IR11.  
Otherwise, go to IR10D.

---

<b>IR10D</b>	<b>IR10D</b>	NOT ON FILE
--------------	--------------	-------------

**QUESTION TEXT:**

Enter the other language that the physical activities were translated into.

**ENTER TEXT**

Length 25

---

<b>IR12</b>	<b>ir5sessions</b>	R5 IR12 MORE ONE INTVW SESSION
-------------	--------------------	--------------------------------

**QUESTION TEXT:**

Did you have to complete the SP interview in more than one session?

**CODES**

1	Yes
2	No

IR12C

---

<b>IR12A</b>	<b>ir5sessrsn1</b>	R5 IR12A MORE 1 SESSION SP TIRED
--------------	--------------------	----------------------------------

ir5sessrsn2

R5 IR12A MORE 1 SESSION SP ILL

ir5sessrsn3

R5 IR12A MORE 1 SESSION SCHEDULE

ir5sessrsn91

R5 IR12A MORE 1 SESSION OTHER

**QUESTION TEXT:**

Select reason(s) for completing interview in more than 1 session.

Select all that apply

**CODES**

**Code All That Apply**

- 1 SP/Proxy too tired to complete in 1 session
- 2 SP/Proxy felt poorly/ill/SP's health
- 3 Schedule conflict for respondent
- 91 Other (Specify)

**PROGRAMMER INSTRUCTIONS:**

If 91 selected by itself or with any other response, go to IR12B.  
Otherwise, go to IR12C.

**IR12B**

**IR12B**

NOT ON FILE

**QUESTION TEXT:**

Describe other reason why the interview was completed in more than 1 session.

**ENTER TEXT**

Length

500

**IR12C**

**ir5conhomapt**

R5 IR12C INTRV CONDTD AT HME/APT

**QUESTION TEXT:**

Was the entire interview conducted inside SP's home/apartment/unit?

**CODES**

- 1 Yes IR12E
- 2 No
- 3 Entire interview conducted by telephone IR12E

**IR12D**

**IR12D**

NOT ON FILE

**QUESTION TEXT:**

Describe where the interview was completed and why it was not administered in SP's home/apartment/unit.

**ENTER TEXT**

Length

500

**IR12E**

**ir5insidhome**

R5 IR12E GO INSIDE HOME/APT/UNIT

**QUESTION TEXT:**

Did you go inside SP's home/apartment/unit?

**CODES**

- 1 Yes



**BOX IR13****BOX IR13**

NOT ON FILE

If IR12C = 1 (ENTIRE INTERVIEW IN HOME) or IR12E = 1 (WENT INSIDE HOME), go to IR13.

Otherwise, go to IR15.

**IR13****ir5condihom1**

R5 IR13 PAINT PEELING IN SP HOME

**ir5condihom2**

R5 IR13 PESTS IN SP HOME

**ir5condihom3**

R5 IR13 BROKN FURNITURE SP HOME

**ir5condihom4**

R5 IR13 FLOORING NEEDS REPAIR

**ir5condihom5**

R5 IR13 HOM OTHR TRIPPING HAZRD

**DISPLAY INSTRUCTIONS:**

Use "Same Question Stem" display.  
If at IR13a, do not display question text in brackets.  
Otherwise, display question text in brackets.

**QUESTION TEXT:**

{ } Inside the SP's home/apartment/unit, did you observe... { }

{variable text [a-e]}

RESPONSE [1] a. peeling or flaking paint?

RESPONSE [2] b. evidence of pests (e.g., cockroaches, rodents, etc.)?

RESPONSE [3] c. broken furniture or lamps?

RESPONSE [4] d. flooring in need of repair (e.g., torn carpet, broken tiles, split wood)?

RESPONSE [5] e. other tripping hazards (e.g., pathways not clear, throw rugs not secured, electrical cords in path)?

**CODES**

1 Yes  
2 No

**PROGRAMMER INSTRUCTIONS:**

Array the responses and variable text columns in the panel.  
Display 'variable text' in the a-e sequence until all rows have been displayed.

**IR14****ir5clutter1**

R5 IR14 CLUTTR IN INTERVIEW ROOM

**ir5clutter2**

R5 IR14 CLUTTR IN OTHR SP ROOMS

**DISPLAY INSTRUCTIONS:**

Use "Same Question Stem" display.  
If at IR14a, do not display question text in brackets.  
Otherwise, display question text in brackets.

If at IR14b, display response option 4, "Could not see other rooms".

**QUESTION TEXT:**

{ } How cluttered... { }

{variable text [a-b]}

RESPONSE [1] a. was the room where the interview was held?

RESPONSE [2] b. were the other rooms in the SP's home/apartment/unit?

**CODES**

- 1 Not at all cluttered
- 2 Somewhat cluttered
- 3 Very cluttered
- 4 Could not see other rooms

**PROGRAMMER INSTRUCTIONS:**

Array the responses and variable text columns in the panel.

Display 'variable text' in the a-b sequence until all rows have been displayed.

---

<b>IR15</b>	<b>ir5areacond1</b>	R5 IR15 LITTER GLASS ON SDWLK ST
	<b>ir5areacond2</b>	R5 IR15 GRAFFITI ON BUILDG WALLS
	<b>ir5areacond3</b>	R5 IR15 VACANT HOUSES OR STORES

**DISPLAY INSTRUCTIONS:**

Use "Same Question Stem" display.

If at IR15a, do not display question text in brackets.

Otherwise, display question text in brackets.

**QUESTION TEXT:**

REFER TO THE HOME ENVIRONMENT CHECKLIST EC2a-c ITEMS WHEN ANSWERING THESE QUESTIONS.

{{}} When standing in front of the SP's home/building, and looking around in every direction, how much of the following did you see?{{}}

{variable text [a-c]}

RESPONSE [1] a. Litter, broken glass, or trash, on sidewalks and streets?

RESPONSE [2] b. Graffiti on buildings and walls?

RESPONSE [3] c. Vacant or deserted houses or storefronts?

**CODES**

- 1 None
- 2 A Little
- 3 Some
- 4 A lot
- 5 Could not observe

**PROGRAMMER INSTRUCTIONS:**

Array the responses and variable text columns in the panel.

Display 'variable text' in the a-c sequence until all rows have been displayed.

---

<b>IR16</b>	<b>ir5condhome1</b>	R5 IR16 BROKEN WINDOWS IN HOME
	<b>ir5condhome2</b>	R5 IR16 CRUMBLING FOUNDTN IN HOME
	<b>ir5condhome3</b>	R5 IR16 MISSING BRCKS SIDNG IN HM
	<b>ir5condhome4</b>	R5 IR16 ROOF PROBLEM IN HOME
	<b>ir5condhome5</b>	

**DISPLAY INSTRUCTIONS:**

Use "Same Question Stem" display.  
If at IR16a, do not display question text in brackets.  
Otherwise, display question text in brackets.

**QUESTION TEXT:**

REFER TO THE HOME ENVIRONMENT CHECKLIST EC3a-F ITEMS WHEN ANSWERING THESE QUESTIONS.

{{Standing in front of the SP's home/building, did it have...}}

{variable text [a-f]}

- RESPONSE [1] a. any broken or boarded up windows?
- RESPONSE [2] b. a crumbling foundation or open holes?
- RESPONSE [3] c. missing bricks, siding, or other outside materials?
- RESPONSE [4] d. roof problems (e.g., missing material, sagging, or a hole in roof)?
- RESPONSE [5] e. uneven walking surfaces or broken steps in the area leading to the home/building?
- RESPONSE [6] f. continuous sidewalks in both directions?

**CODES**

- 1 Yes
- 2 No
- 7 Could not observe

**PROGRAMMER INSTRUCTIONS:**

Array the responses and variable text columns in the panel.  
Display 'variable text' in the a-f sequence until all rows have been displayed.

**IR17**

**IR17**

NOT ON FILE

**QUESTION TEXT:**

Are there any driving directions that you'd like to enter for the next round interviewer

**CODES**

- 1 Yes
- 2 No IR23

**IR17A**

**IR17A**

NOT ON FILE

**QUESTION TEXT:**

Provide driving directions for the next round interviewer.

**ENTER TEXT**

Length

500

**IR23**

**IR23**

NOT ON FILE

**QUESTION TEXT:**

Is there any information you have recorded in the CAPI SP interview that you would like the Home Office staff to correct?

**CODES**

1	Yes	
2	No	BOX IR24

---

**IR23A**

**IR23A**

NOT ON FILE

**QUESTION TEXT:**

Describe information you have recorded in the CAPI SP interview that you would like the Home Office staff to correct.

**ENTER TEXT**

Length

750

---

**BOXIR24**

**BOXIR24**

NOT ON FILE

**QUESTION TEXT:**

If DECEASED flag = 1 (YES), go to IR25.  
Otherwise, go to IR24.

---

**IR24**

**IR24**

NOT ON FILE

**QUESTION TEXT:**

Are there any other comments about the case or the interviewing situation you would like to make?

**CODES**

1	Yes	
2	No	IR25

---

**IR24A**

**IR24A**

NOT ON FILE

**QUESTION TEXT:**

Describe other comments about the case or interviewing situation.

**ENTER TEXT**

Length

750

---

**IR25**

**IR25**

NOT ON FILE

**QUESTION TEXT:**

Press 1 and Enter to return to IMS

**PROGRAMMER INSTRUCTIONS:**

Return to IMS.  
Finalize SP IRQ task as complete (code 20).

---

---

## NHATS Round 5

Section FQ [FACILITY STAFF QUESTIONNAIRE]

Sequence: 44

---

**FQ1PRE**

**FQ1PRE**

NOT ON FILE

**DISPLAY INSTRUCTIONS:**

If the NHATS Interview task =11 (READY) and NEWSAMPLE flag <> 1, display "CONFIRM WITH THE FACILITY {SP} IS ALIVE BEFORE CONTINUING" and "AND {SP} IS ALIVE"

**QUESTION TEXT:**

YOU HAVE SELECTED THE FACILITY STAFF QUESTIONNAIRE (FQ) FOR CASE

{CASE ID}, {SP}

{CONFIRM WITH THE FACILITY { SP} IS ALIVE BEFORE CONTINUING}.

IF THIS IS THE CORRECT CASE {AND {SP} IS ALIVE}, PRESS 1 AND ENTER TO CONTINUE

TO SELECT ANOTHER CASE OR TASK, BREAKOFF AND SELECT THE CORRECT CASE ID AND TASK FROM THE IMS

---

**FQ1Consent**

**FQ1Consent**

NOT ON FILE

**QUESTION TEXT:**

During the course of the study, we would like to record some of the questions and answers for training and data quality. I'd like to continue now unless you have any questions.

PRESS 1 AND ENTER TO CONTINUE

IF RESPONDENT REFUSES TO ALLOW AUDIO RECORDING, PRESS 7 AND ENTER

**CODES**

1	CONSENT TO RECORDING	FQ1A
7	REFUSE CONSENT TO RECORD	
5		

---

**FQ1NotRec**

**FQ1NotRec**

NOT ON FILE

That's fine. The interview will not be recorded.

PRESS 1 AND ENTER TO CONTINUE

---

**FQ1A**

**FQ1A**

NOT ON FILE

**DISPLAY INSTRUCTIONS:**

Display "FIRST" in bold underlined text.

Display FQ1a and FQ1b on the same screen.

**QUESTION TEXT:**

First, I would like to confirm your name and contact information.

What is your name?

ENTER FIRST NAME. CONFIRM SPELLING.

ENTER TEXT

Length

25

---

**FQ1B**

**FQ1B**

NOT ON FILE

**DISPLAY INSTRUCTIONS:**

Display "LAST" in bold underlined text.

Display FQ1a and FQ1b on the same screen.

**QUESTION TEXT:**

ENTER LAST NAME. CONFIRM SPELLING.

ENTER TEXT

Length

25

---

**FQ2**

**FQ2**

NOT ON FILE

**QUESTION TEXT:**

What is your job title?

ENTER TEXT

Length

50

---

**FQ3A**

**FQ3A**

NOT ON FILE

**DISPLAY INSTRUCTIONS:**

Display FQ3a, 3b, 3c, 3d, and 3e on the same screen.

Display "address" as underlined text.

**QUESTION TEXT:**

What is the mailing address here?

CONFIRM SPELLING

ENTER TEXT

Length

25

**PROGRAMMERS INSTRUCTIONS:**

If Breakoff at or before this screen, do not save any FQ data and set FQ task status = 11 (READY).

---

**FQ3B**

**FQ3B**

NOT ON FILE

**DISPLAY INSTRUCTIONS:**

Display FQ3a, 3b, 3c, 3d, and 3e on the same screen.

Display "address" as underlined text.

**QUESTION TEXT:**

[What is the mailing address here?]

CONFIRM SPELLING

IF NO APT/SUITE NUMBER, PRESS ENTER TO CONTINUE

**ENTER TEXT**

Length

25

**PROGRAMMERS INSTRUCTIONS:**

Allow empty

---

**FQ3C**

**FQ3C**

NOT ON FILE

**DISPLAY INSTRUCTIONS:**

Display FQ3a, 3b, 3c, 3d, and 3e on the same screen.  
Display "city" as underlined text.

**QUESTION TEXT:**

[What is the city?]

CONFIRM SPELLING

**ENTER TEXT**

Length

25

---

**FQ3D**

**FQ3D**

NOT ON FILE

**DISPLAY INSTRUCTIONS:**

Display FQ3a, 3b, 3c, 3d, and 3e on the same screen.  
Display "state" as underlined text.

**QUESTION TEXT:**

[What is the state?]

TYPE THE FIRST LETTER OF THE STATE, THEN USE ARROW KEYS IF NEEDED TO LOCATE STATE, AND PRESS ENTER TO SELECT

**PROGRAMMERS INSTRUCTIONS:**

Use lookup file (51STATE) of state names.

---

**FQ3E**

**FQ3E**

NOT ON FILE

**DISPLAY INSTRUCTIONS:**

Display FQ3a, 3b, 3c, 3d, and 3e on the same screen.  
Display "zip code" as underlined text.

**QUESTION TEXT:**

[What is the zip code?]

ENTER A 5-DIGIT ZIP CODE

**ENTER TEXT**

Length

5

**PROGRAMMERS INSTRUCTIONS:**

5-digit entry required. If less than 5 digits entered, display Error Message #11.

---

**FQ3F**

**FQ3F**

NOT ON FILE

**QUESTION TEXT:**

What is the phone number here?

ENTER AREA CODE AND PHONE NUMBER

**ENTER TEXT**

Length  
REFUSED

10

**PROGRAMMERS INSTRUCTIONS:**

Hard edit: if the answer from FQ3f contains less than 10 digits, display error message #12.

Use number input mask (xxx-xxx-xxxx) in the response field.

---

**FQ4**

**FQ4**

NOT ON FILE

**QUESTION TEXT:**

What is your email address here?

ENTER 97 IF NOT EMAIL ADDRESS

**ENTER TEXT**

Length  
REFUSED

50

---

**FQ5**

**FQ5**

NOT ON FILE

**DISPLAY INSTRUCTIONS:**

Display "whole" as bold underlined text.

**QUESTION TEXT:**

What is the name of this place? If there are different names for certain parts of levels of care in this place, please tell me the name for the whole place.

**ENTER TEXT**

Length

75

---

**FQ6**

**fq5dfacdesc**

R5 FQ6 FACILITY TYPE

**DISPLAY INSTRUCTIONS:**

Display text from FQ5 as FACILITY NAME.

Display "whole" as underlined text.

**QUESTION TEXT:**

SHOW CARD FQ1

Now I'm going to show you a list of places.

Which of these BEST describes {FACILITY NAME FROM FQ5}? Again, if there are different parts or levels of care in this place, please tell me about the whole place.

PRESS F1 FOR HELP SCREEN

**CODES**

1

FREE STANDING NURSING HOME

FQ15



2	FREE STANDING ASSISTED LIVING FACILITY	FQ7
3	NURSING HOME AND ASSISTED LIVING FACILITY	FQ7
4	CONTINUING CARE RETIREMENT COMMUNITY (CCRC)	FQ7
5	ADULT FAMILY CARE HOME	FQ15
6	GROUP HOME	FQ15
7	BOARD AND CARE HOME	FQ15
8	RETIREMENT COMMUNITY OR SENIOR HOUSING (NOT CCRC)	FQ7
91	OTHER (SPECIFY)	
	REFUSED	FQ7
	DON'T KNOW	FQ7

**FQ6A**                                      **fq5dosfacd**                                      R5 FQ6A OTHER SPECIFY FAC TYPE

**QUESTION TEXT:**

SPECIFY TYPE OF PLACE

**ENTER TEXT**

Length

50

**FQ7**                                      **FQ7**                                      NOT ON FILE

**QUESTION TEXT:**

Next, I need to confirm where {SP} is living.

PRESS 1 AND ENTER TO CONTINUE

**FQ8**                                      **fq5prtlivnam**                                      R5 FQ8 FAC NM DIFF4PLC SP LIVES

**QUESTION TEXT:**

Does the part of {PLACE NAME FROM FQ5} in which {SP} lives have a different name?

**CODES**

1	YES	
2	NO	FQ10
	REFUSED	FQ10
	DON'T KNOW	FQ10

**FQ9**                                      **FQ9**                                      NOT ON FILE

**QUESTION TEXT:**

What is the name of {SP}'s area?

**ENTER TEXT**

Length

50

**FQ10**                                      **fq5dfacarea**                                      R5 FQ10 FACILITY AREA SP LIVES

**QUESTION TEXT:**

Is the place where {SP} lives considered independent living, assisted living, a special care unit, a nursing home care unit, or something else?

**CODES**

1	INDEPENDENT LIVING	FQ12
2	ASSISTED LIVING	FQ12
3	SPECIAL CARE, MEMORY CARE, OR ALZHEIMER'S UNIT	FQ11
4	NURSING HOME	FQ12
91	OTHER (SPECIFY)	
	REFUSED	FQ12
	DON'T KNOW	FQ12

---

**FQ10A**

**fq5dosfaca**

R5 D FQ10A OTHER SPECIFY FAC AREA

**QUESTION TEXT:**

SPECIFY OTHER TYPE OF PLACE

**ENTER TEXT**

Length

50

**PROGRAMMERS INSTRUCTIONS:**

Go to FQ12

---

**FQ11**

**fq5assdnrsng**

R5 FQ11 ASSIST LIV OR NURSG HOME

**QUESTION TEXT:**

Is this special care unit part of an assisted living facility or is it part of a nursing home?

**CODES**

1	ASSISTED LIVING
2	NURSING HOME
	REFUSED
	DON'T KNOW

---

**FQ12**

**fq5othrlevls**

R5 FQ12 OTH LEVELS OF CARE AVAIL

**QUESTION TEXT:**

Besides where {SP} lives, are there other levels of care available at {PLACE NAME FREOM FQ5} such as independent living, assisted living, a special care unit, or a nursing home care unit?

**CODES**

1	YES	FQ13
2	NO	FQ15
	REFUSED	FQ15
	DON'T KNOW	FQ15

---

**FQ13**

**fq5whotlevl1**

R5 FQ13 INDEPNDNT LIV CARE AVAIL

**fq5whotlevl2**

R5 FQ13 ASSISSTED LVNG CARE AVAIL

**fq5whotlevl3**

R5 FQ13 ALZHEIMER CARE AVAIL

**fq5whotlevl4**

R5 FQ13 NURSING HOME CARE AVAIL

**fq5whotlevl5**

R5 FQ13 OTHR SPECIFY CARE AVAIL

**QUESTION TEXT:**

What other levels of care are available?

SELECT ALL THAT APPLY

CODES	Code All That Apply	
1	INDEPENDENT LIVING	FQ15
2	ASSISTED LIVING	FQ15
3	SPECIAL CARE, MEMORY CARE, OR ALZHEIMER'S UNIT	FQ15
4	NURSING HOME	FQ15
91	OTHER (SPECIFY)	
	REFUSED	FQ15
	DON'T KNOW	FQ15

**FQ13A**

**FQ13A**

NOT ON FILE

QUESTION TEXT:

SPECIFY OTHER LEVELS OF CARE

ENTER TEXT

Length

50

**FQ15**

**fq5servaval1**

R5 FQ15 MEALS AVAIL

**fq5servaval2**

R5 FQ15 HELP WITH MEDS AVAIL

**fq5servaval3**

R5 FQ15 HELP W BATH DRESS AVAIL

**fq5servaval4**

R5 FQ15 LAUNDRY SERVCS AVAIL

**fq5servaval5**

R5 FQ15 HOUSEKEEPING SERV AVAIL

**fq5servaval6**

R5 FQ15 TRANSPRT MED CARE AVAIL

**fq5servaval7**

R5 FQ15 TRANSPRT TO STORE EVENT

**fq5servaval10**

R5 FQ15 FITNESS CENTER AVAIL

**fq5servaval11**

R5 FQ15 WALKING AREA AVAIL

**fq5servaval8**

R5 FQ15 RECREATIONAL FAC AVAIL

**fq5servaval9**

R5 FQ15 SOCIAL EVENTS AVAIL

**fq5servaval12**

R5 FQ15 ONSITE HEALTH AVAIL

**fq5servaval13**

R5 FQ15 MED EMERGENCY SYSTEM AVAIL

**DISPLAY INSTRUCTIONS:**

Use "Same Question Stem" display

If at FQ15a, do not display question text in brackets.  
Otherwise, display question text in brackets.

Display "at {SP}'s current level of care" and "offered" as bold underlined text.

**QUESTION TEXT:**

SHOW CARD FQ2

{{}}We are interested in the services that are available to people at {SP}'s current level of care.  
Please look at this list. {{}}

{{}}For each service, please tell me if the service is offered to people at {SP}'s level of care. If the service is offered, please also indicate whether it is part of {SP}'s package of services provided by {PLACE NAME from FQ5} or if there is an extra charge for it. {{}}

{variable text [a-m]}

- RESPONSE [1] a. Meals (in common dining areas or in resident's own rooms)?
- RESPONSE [2] b. Help with medications?
- RESPONSE [3] c. Help with bathing and dressing?
- RESPONSE [4] d. Laundry services for linens or clothing?
- RESPONSE [5] e. Housekeeping services?
- RESPONSE [6] f. A van or shuttle to doctors or other medical care providers?
- RESPONSE [7] g. A van or shuttle to stores or events like concerts?
- RESPONSE [8] h. An indoor fitness center?
- RESPONSE [9] i. Areas to walk for pleasure or exercise, like an outdoor walking path?
- RESPONSE [10] j. Other recreational facilities, like swimming pools, game rooms, or tennis courts, for residents?
- RESPONSE [11] k. Organized social events and activities?
- RESPONSE [12] l. Onsite health and wellness programs?
- RESPONSE [13] m. A medical emergency system to call someone for help?

**CODES**

- 1 YES, SERVICE PROVIDED AS PART OF PACKAGE
- 2 YES, SERVICE PROVIDED AT AN EXYTRA CHARGE
- 3 NO, SERVICE NOIT PROVIDED
- REFUSED
- DON'T KNOW

**PROGRAMMER INSTRUCTIONS:**

Array the responses and Variable text columns in the panel.  
 Display 'variable text' in the a-m sequence until all rows have been displayed.

---

<b>FQ16PRE</b>	<b>FQ16PRE</b>	NOT ON FILE
----------------	----------------	-------------

**QUESTION TEXT:**

These next questions are about the sources of payment for {SP}'s care.  
 PRESS 1 AND ENTER TO CONTINUE

---

<b>FQ16</b>	<b>fq5paysourc1</b>	R5 FQ16 SP OR SP FAMILY PAYMENT
	<b>fq5paysourc2</b>	R5 FQ16 SOC SEC SSI PAYMENT
	<b>fq5paysourc3</b>	R5 FQ16 MEDICAID PAYMENT
	<b>fq5paysourc4</b>	R5 FQ16 MEDICARE PAYMENT
	<b>fq5paysourc5</b>	R5 FQ16 PRIVATE INSURANCE PAYMNT
	<b>fq5paysourc6</b>	R5 FQ16 OTHR GOVT PAYMENT

**DISPLAY INSTRUCTIONS:**

- Use "Same Question Stem" display
- If at FQ16a, do not display question text in brackets.
- Otherwise, display question text in brackets.
- If FQ6= 1 (FREE STANDING NURSING HOME) or FQ10=4 (NURSING HOME), OR FQ11=2 (NURSING HOME), display FQ16d {Medicare}.

Display dollar amounts using commas to separate zeroes.

**QUESTION TEXT:**

SHOW CARD FQ3

{{}}In the last billing month for which you have complete payment information, what did each of these sources pay for {SP}'s care?{{}}

{{}}For each one, please tell me the total amount paid by each source for this part of {SP}'s care.{{}}

ENTER DOLLAR AMOUNT

ENTER ZERO IF NO PAYMENT FROM SOURCE

{variable text [a-f]}

RESPONSE [1] a. SP OR SP'S FAMILY  
 RESPONSE [2] b. SOCIAL SECURITY OR SSI  
 RESPONSE [3] c. MEDICAID  
 RESPONSE [4] d. MEDICARE  
 RESPONSE [5] e. PRIVATE INSURANCE  
 RESPONSE [6] f. OTHER GOVERNMENT SOURCE (VA, STATE, COUNTY)

**ENTER NUMBER**

Range	
Soft Range	0 to 26000
REFUSED	0 to 10000
DON'T KNOW	

**PROGRAMMER INSTRUCTIONS:**

Array the responses and Variable text columns in the panel.  
Display 'variable text' in the a-f sequence until all rows have been displayed.

---

<b>BOX FQ17</b>	<b>BOX FQ17</b>	NOT ON FILE
-----------------	-----------------	-------------

If DK or RF entered at FQ16 for any amount category, go to FQ18.

---

<b>FQ17</b>	<b>fq5totalpaym</b>	R5 FQ17 TOTAL PAYMENT FOR CARE
-------------	---------------------	--------------------------------

**DISPLAY INSTRUCTIONS:**

Display dollar amounts using comas to separate zeroes.

**QUESTION TEXT:**

That adds up to {TOTAL AMOUNT CALCULATED FROM FQ16}

Is that the total monthly payment for {SP}'s care?

**CODES**

1	YES	FQ19
2	NO	
	REFUSED	FQ19
	DON'T KNOW	FQ19

---

<b>FQ18</b>	<b>fq5tmnthlyamt</b>	R5 FQ18 TOT MTHLY AMT FOR CARE
-------------	----------------------	--------------------------------

**DISPLAY INSTRUCTIONS:**

Display dollar amounts using comas to separate zeroes.

**QUESTION TEXT:**

Display dollar amounts using commas to separate zeroes.

ENTER AMOUNT

**ENTER NUMBER**

Range 0 to 26000  
REFUSED  
DON'T KNOW

**FQ19**

**fq5primpayer**

R5 FQ19 PRIMARY PAYER FOR CARE

**DISPLAY INSTRUCTIONS:**

If FQ6= 1 (FREE STANDING NURSING HOME) or FQ10=4 (NURSING HOME), OR FQ11=2 (NURSING HOME), display {Medicare,} and response category 4.

**QUESTION TEXT:**

Would you say the primary payer for {SP}'s care is {SP} or {his/her} family, Social Security, Medicaid, {Medicare,} or some other source?

**CODES**

1	SP/FAMILY	FQ21
2	SOCIAL SECURITY/SSI	FQ21
3	MEDICAID	FQ21
4	MEDICARE	FQ21
5	OTHER SOURCE	
	REFUSED	FQ21
	DON'T KNOW	FQ21

**FQ20**

**fq5govsource**

R5 FQ20 GOVERNMENT SOURCE

**QUESTION TEXT:**

Is that a government source?

**CODES**

1	YES
2	NO
	REFUSED
	DON'T KNOW

**FQ21**

**FQ21**

NOT ON FILE

**QUESTION TEXT:**

I would like to confirm that {SP}'s name is {SP'S MIDDLE NAME} {SP'S LAST NAME}. Is that correct?

**CODES**

1	YES	FQ22
2	NO	
	REFUSED	
	DON'T KNOW	

---

**FQ21A****FQ21A**

NOT ON FILE

**DISPLAY INSTRUCTIONS:**

Display preloaded SP name in the response fields.

Display "FIRST" in bold underlined text.

Display SP first name in fill as bold underlined

**QUESTION TEXT:**

What is the correct spelling of {SP}'s full name?

{FIRST NAME} {MIDDLE NAME} {LAST NAME}

CORRECT FIRST NAME. CONFIRM SPELLING.

**ENER TEXT**

Length

25

**PROGRAMMER INSTRUCTIONS:**

Display FQ21a, 21b, and 21c on the same screen.

---

**FQ21B****FQ21B**

NOT ON FILE

**DISPLAY INSTRUCTIONS:**

Display "MIDDLE" in bold underlined text.

Display SP middle name in fill as bold underlined

**QUESTION TEXT:**

What is the correct spelling of {SP}'s full name?

{FIRST NAME} {MIDDLE NAME} {LAST NAME}

CORRECT MIDDLE NAME. CONFIRM SPELLING.

PRESS ENTER IF NO MIDDLE NAME OR INITIAL

**ENER TEXT**

Length

25

**PROGRAMMER INSTRUCTIONS:**

Allow empty.

Display FQ21a, 21b, and 21c on the same screen.

---

**FQ21C****FQ21C**

NOT ON FILE

**DISPLAY INSTRUCTIONS:**

Display "LAST" in bold underlined text.

Display SP last name in fill as bold underlined

**QUESTION TEXT:**

What is the correct spelling of {SP}'s full name?

{FIRST NAME} {MIDDLE NAME} {LAST NAME}

CORRECT LAST NAME. CONFIRM SPELLING.

**ENER TEXT**

Length

25

**PROGRAMMER INSTRUCTIONS:**

Display FQ21a, 21b, and 21c on the same screen.

Set flag to indicate SP name was updated.

---

**FQ22**

**r5dgender**

R5 D GENDER OF SP

**QUESTION TEXT:**

THE SP IS LISTED AS A {MALE/FEMALE}

IF GENDER IS OBVIOUS, CODE WITHOUT ASKING

OTHERWISE ASK: Is {SP} male or female?

**CODES**

- 1 MALE
- 2 FEMALE

---

**BOX FQ22A**

**BOX FQ22A**

NOT ON FILE

Compare preloaded CMS gender of SP with FQ22 value just entered.  
If they are the same, go to FQ23.  
Otherwise, go to FQ22a

---

**FQ22A**

**FQ22A**

NOT ON FILE

**QUESTION TEXT:**

YOU JUST CHANGED SP'S GENDER FROM {PRELOADED CMS GENDER MALE/FEMALE} TO {FEMALE/MALE FROM FQ22} DID YOU INTEND TO DO THAT?

**CODES**

- 1 YES
- 2 NO FQ22

**PROGRAMMER INSTRUCTIONS:**

If FQ22A = 2 (NO), display hard error message "SELECT "GO TO" TO RETURN TO IS4A AND RE-ENTER RESPONSE."

---

**FQ23**

**FQ23**

NOT ON FILE

**DISPLAY INSTRUCTIONS:**

Display preloaded CMS DOB in the question text.

SPELL OUT MONTH WHEN DISPLAYING {BIRTH MONTH BIRTH DAY, BIRTH YEAR}.

FORMAT AS MM/DD/YYYY WHEN DISPLAYING ({BIRTH MM/BIRTH DD/BIRTH YEAR}).

**QUESTION TEXT:**

I also want to confirm {SP}'s birth date is {BIRTH MONTH, BIRTH DAY, BIRTH YEAR} ({BIRTH MM/BIRTHDD/BIRTH YEAR}). Is that correct?

**CODES**

- 1 YES BOX FQ26
- 2 NO



REFUSED  
DON'T KNOW

BOX FQ26  
BOX FQ26

---

**FQ24**

**FQ24**

NOT ON FILE

**DISPLAY INSTRUCTIONS:**

Display preloaded CMS DOB.

**QUESTION TEXT:**

What is {SP}'s date of birth?

ENTER MONTH, DAY, AND YEAR (MM-DD-YYYY)

**PROGRAMMER INSTRUCTIONS:**

Use mask to collect DOB. Separate mm/dd/yyyy with hyphens for data entry.

MONTH range: 1-31

DAY range 1-31

YEAR range: (CURRENT YEAR-65 – FQ24 DOB).

---

**FQ25**

**r5d2intvrage**

R5 D SP CAT AGE AT INTVW

**DISPLAY INSTRUCTIONS:**

COMPUTE AGE AS (CURRENT DATE – FQ24 DOB).

**QUESTION TEXT:**

I would like to confirm that {SP} is {CALCULATED AGE} years old today. Is that correct?

**CODES**

1 YES

2 NO

REFUSED

DON'T KNOW

FQ24

---

**BOX FQ26**

**BOX FQ26**

NOT ON FILE

If NEWSAMPLE flag=1 (YES), go to FQ26.  
Otherwise, go to FQ29.

---

**FQ26**

**fq5yourrace1 (Sensitive)**

R5 FQ26 SP RACE OF SP-WHITE

**fq5yourrace2 (Sensitive)**

R5 FQ26 SP RACE OF SP-AFRICN AMERICN

**fq5yourrace3 (Sensitive)**

R5 FQ26 SP RACE OF SP-AMERICAN INDIAN

**fq5yourrace4 (Sensitive)**

R5 FQ26 SP RACE OF SP-ALASKA NATIVE

**fq5yourrace5 (Sensitive)**

R5 FQ26 SP RACE OF SP-ASIAN

**fq5yourrace7 (Sensitive)**

R5 FQ26 SP RACE OF SP-NATIVE HAWAIIAN

R5 FQ26 SP RACE OF SP PACIFIC ISLANDR

**QUESTION TEXT:**

SHOW CARD FQ4

What race does {SP} consider {himself/herself} to be: White, Black or African American, American Indian, Alaska Native, Asian, Native Hawaiian, Pacific Islander, or something else?

SELECT ALL THAT APPLY

CODES	Code All That Apply	
1	WHITE/CAUCASIAN	BOX FQ27
2	BLACK/AFRICAN AMERICAN	BOX FQ27
3	AMERICAN INDIAN	BOX FQ27
4	ALASK NATIVE	BOX FQ27
5	ASIAN	BOX FQ27
6	NATIVE HAWAIIAN	BOX FQ27
7	PACIFIC ISLANDER	BOX FQ27
91	OTHER (SPECIFY)	
	REFUSED	BOX FQ27
	DON'T KNOW	BOX FQ27

**PROGRAMMER INSTRUCTIONS:**

Allow select all that apply.

**FQ26A**                      **FQ26A**                      NOT ON FILE

**QUESTION TEXT:**

SPECIFY OTHER RACE

**ENTER TEXT**

Length

75

**BOX FQ27**                      **BOX FQ27**                      NOT ON FILE

If more than one response category selected at FQ26, go to FQ27.

Otherwise, go to FQ28

**FQ27**                      **fq5primarace (Sensitive)**                      R2 FQ27 RACE CONSID SP PRIMRLY

**DISPLAY INSTRUCTIONS:**

Display "or" between each race in question text.

In question text, display only response categories selected at FQ26.

**QUESTION TEXT:**

SHOW CARD FQ4

Does SP consider {himself/herself} primarily {RESPONSE CATEGORIES SELECTED AT FQ26}?

**CODES**

1	WHITE/CAUCASIAN
2	BLACK/AFRICAN AMERICAN
3	AMERICAN INDIAN
4	ALASK NATIVE
5	ASIAN
6	NATIVE HAWAIIAN
7	PACIFIC ISLANDER
91	OTHER RACE SPECIFIED AT FQ26A
	REFUSED

DON'T KNOW

---

**FQ28**

**fq5hisplatno (Sensitive)**

R5 FQ28 CNSDR SP HSPAN OR LATNO

**QUESTION TEXT:**

Does {SP} consider {himself/herself} Hispanic or Latino?

**CODES**

1 YES  
2 NO  
REFUSED  
DON'T KNOW

---

**FQ29**

**FQ29**

NOT ON FILE

**QUESTION TEXT:**

YOU HAVE COMPLETED THE FACILITY STAFF QUESTIONNAIRE. THANK RESPONDENT.

PRESS 1 AND ENTER TO CONTINUE

---

**FQ30**

**FQ30**

NOT ON FILE

**DISPLAY INSTRUCTIONS:**

If (LAST INT disposition code =61 (Final NH Complete) or LAST INT disposition code =64 (Final FQ complete, SP INT NOT COMPLETE)) and CMS DODFLAG <> 1 (SP ALIVE), display "NO ADDITIONAL DATA COLLECTION REQUIRED FOR THIS CASE."

**QUESTION TEXT:**

{NO ADDITIONAL DATA COLLECTION REQUIRED FOR THIS CASE.}

PRESS 1 AND ENTER TO RETURN TO IMS SCREEN

**PROGRAMMER INSTRUCTIONS:**

If FQ8=1 (YES), FACILITY NAME = text from FQ9.

Else FACILITY NAME = text from FQ5.

IMS will pull FACILITY NAME from NHATS Facility Task once task status = 20 (COMPLETE).

If FQ6 = 1 or [(FQ6 = 2 or 3 or 4 or 8 or 91 or RF or DK) and FQ10 = 4] or FQ11 = 2, set FACILITY TYPE flag = 1 (NURSING HOME).

Otherwise, set FACILITY TYPE flag = 2 (OTHER FACILITY).

If NEWSAMPLE flag=1 (YES) and FACILITY TYPE flag = 1 (NURSING HOME), set NHATS Interview Task=code 24 (FINAL NOT REQUIRED) and IRQ SP Task=code 24 (FINAL NOT REQUIRED) and set the final case status to code 61, "Complete, NH Facility".

Else if LAST INT final disposition code was code 61 (FINAL NH COMPLETE) and if FACILITY TYPE flag = 1 (NURSING HOME), set NHATS Interview Task=code 24 (FINAL NOT REQUIRED) and IRQ SP Task=code 24 (FINAL NOT REQUIRED) and set the final case status to code 61, "Complete, NH Facility".

Else if R1 final disposition code was code 64 (FINAL FQ COMPLETE, SP NOT COMPLETE), set NHATS Interview Task=code 24 (FINAL NOT REQUIRED) and IRQ SP Task=code 24 (FINAL NOT REQUIRED); set the final case status to code 61, "Complete, NH Facility" if the FACILITY TYPE flag = 1 (NURSING HOME); set the final case status to code 64 (FINAL FQ, SP INTERVIEW NOT COMPLETED) if the FACILITY TYPE flag=2 (OTHER FACILITY).

If FACILITY TYPE flag = 1 or 2, set FACILITY flag = 1 (YES).

IMS will pull FACILITY TYPE flag and FACILITY flag from NHATS Facility Task once task status = 20 (COMPLETE) if the NHATS Interview Task=11 (READY).

Set IRQ Facility Task=code 11 (READY).

---

<b>Derived Variables From Items in FQ Section</b>	
---	--

fq5dlocsp	R5 D FQ6 6A 10 10A FOR SAMP WGT
r5dgender	R5 D GENDER OF SP
r5d2intvrage	R5 D SP CAT AGE AT INTWW