

---

# NHATS Round 1

Section IS [INTERVIEW SETUP]

Sequence: 1

---

**IS1** IS1 NOT ON FILE

**QUESTION TEXT:**

YOU HAVE SELECTED CASE {CASE ID} FOR {SP}  
IF THIS IS CORRECT, PRESS 1 AND ENTER TO CONTINUE  
TO SELECT ANOTHER CASE, BREAKOFF AND SELECT THE CORRECT CASE ID FROM THE IMS

---

**IS2** is1resptype R1 IS2 TYPE OF RESPONDENT  
op1proxy R1 IS2 PROXY

**QUESTION TEXT:**

SELECT TYPE OF RESPONDENT

**CODES**

1	SAMPLE PERSON (SP)	BOX IS2C
2	PROXY	

**PROGRAMMER INSTRUCTIONS:**

If IS2=2 (PROXY), SET PROXY FLAG = 1 (yes) AND DISPLAY APPROPRIATE PROXY DISPLAYS FOR ALL QUESTIONNAIRE ITEMS.

---

**IS2A** is1reasnprx1 R1 IS2A PROXY REAS SP DEMENTIA  
is1reasnprx2 R1 IS2A PROXY REAS SP ILL  
is1reasnprx3 R1 IS2A PRXY REAS SP SPCH IMPAIR  
is1reasnprx4 R1 IS2A PRXY REAS SP HEAR IMPAIR  
is1reasnprx5 R1 IS2A PROXY REAS LANG BARRIER (from IS2B)  
is1reasnprx6 R1 IS2A PROXY REAS TEMP UNAVAIL (from IS2B)  
is1reasnprx9 R1 IS2A PROXY REAS OTHER

**QUESTION TEXT:**

SPECIFY REASON FOR PROXY  
SELECT ALL THAT APPLY

**CODES**

	Code All That Apply	
1	DEMENTIA OR COGNITIVE IMPAIRMENT REPORTED BY PROXY	BOX IS2C
2	SP TOO ILL	BOX IS2C
3	SP SPEECH IMPAIRED	BOX IS2C
4	SP HEARING IMPAIRED	BOX IS2C
91	OTHER (SPECIFY)	

---

**PROGRAMMER INSTRUCTIONS:**

Allow select all that apply.

---

**IS2B**

**IS2B**

NOT ON FILE

**QUESTION TEXT:**

SPECIFY REASON FOR PROXY

**ENTER TEXT**

Length

50

---

**BOX IS2C**

**BOXIS2C**

NOT ON FILE

**QUESTION TEXT:**

IF CASE IS A RESTART(CAPI STATUS CODE 12) AND IS2=1 (SP) AND (SP AUDIO ASSENT=1 (YES) OR SP AUDIO ASSENT=2 (NO)), GO TO IS3.

ELSE IF CASE IS A RESTART (CAPI STATUS CODE 12) AND IS2=2 (PROXY) AND (PROXY AUDIO ASSENT=1 (YES) OR PROXY AUDIO ASSENT=2 (NO)), GO TO IS3.

ELSE GO TO IS2C.

---

**IS2C**

**IS2C**

NOT ON FILE

**DISPLAY INSTRUCTIONS:**

DO NOT DISPLAY RESPONSE CODES AND LABELS

**QUESTION TEXT:**

During the course of the study, we would like to record some of the questions and answers for training and data quality. I'd like to continue now, unless you have any questions.

PRESS 1 AND ENTER TO CONTINUE

IF RESPONDENT REFUSES TO ALLOW AUDIO RECORDING, PRESS 7 AND ENTER

**CODES**

1	CONSENT TO RECORDING	IS3
7	REFUSE CONSENT TO RECORD	IS2D

**PROGRAMMER INSTRUCTIONS:**

IF IS2c=1 (OK TO RECORD), SET AUDIORECORDING FLAG=1 (YES).

IF RESPONDENT TYPE AT IS2=1 (SP), SET SPAUDIOASSENT FLAG=1 (YES).

IF RESPONDENT TYPE AT IS2=2 (PROXY), SET PROXYAUDIOASSENT FLAG=1 (YES).

ELSE IF IS2c=7 (REFUSED TO RECORD), SET AUDIORECORDING FLAG =2 (NO). IF

RESPONDENT TYPE AT IS2=1 (SP), SET SPAUDIOASSENT FLAG = 2 (NO).

IF RESPONDENT TYPE AT IS2=2 (PROXY), SET PROXYAUDIOASSENT=2 (NO).

DO NOT DISPLAY THIS SCREEN ON BACK UP OR RESTARTS UNLESS RESPONDENT TYPE IS CHANGED AT IS2 ON RESTART.

---

**IS2D**

**IS2D**

NOT ON FILE

**QUESTION TEXT:**

That's fine. The interview will not be recorded.

PRESS1 AND ENTER TO CONTINUE

---

**IS3**

**IS3**

NOT ON FILE

**QUESTION TEXT:**

Before we start, I just want to confirm that {your/SP's} name is {SP'S FIRST NAME} {SP'S MIDDLE NAME} {SP'S LAST NAME}. Is that correct?

SPELL OUT SP'S NAME. CONFIRM SPELLING.

**CODE**

1 YES  
2 NO

IS4

---

**IS3A**

**IS3A**

NOT ON FILE

**DISPLAY INSTRUCTIONS:**

Display preloaded SP name in the response fields.

Display "FIRST" in bold underlined text.

Display SP first name in fill as bold underlined.

**QUESTION TEXT:**

What is the correct spelling of {your/SPs} full name?

{FIRST NAME} {MIDDLE NAME} {LAST NAME}

CORRECT FIRST NAME. CONFIRM SPELLING

**ENTER TEXT**

Length

25

**PROGRAMMER INSTRUCTIONS:**

Display IS3a, 3b, and 3c on the same screen.

---

**IS3B**

**IS3B**

NOT ON FILE

**DISPLAY INSTRUCTIONS:**

Display "MIDDLE" in bold underlined text.

Display SP middle name in fill as bold underlined.

**QUESTION TEXT:**

[What is the correct spelling of {your/SP's} full name?]  
{FIRST NAME} {MIDDLE NAME} {LAST NAME} CORRECT  
CORRECT MIDDLE NAME. CONFIRM SPELLING  
PRESS ENTER IF NO MIDDLE NAME OR INITIAL

**ENTER TEXT**

Length

25

**PROGRAMMER INSTRUCTIONS:**

Display IS3a, 3b, and 3c on the same screen.

Allow empty.

**IS3C**

**IS3C**

NOT ON FILE

**DISPLAY INSTRUCTIONS:**

Display "LAST" in bold underlined text.

Display SP last name in fill as bold underlined

**QUESTION TEXT:**

What is the correct spelling of {your/SPs} full name?  
{FIRST NAME} {MIDDLE NAME} {LAST NAME}  
CORRECT LAST NAME. CONFIRM SPELLING

**ENTER TEXT**

Length

25

**PROGRAMMER INSTRUCTIONS:**

Write SP name (preloaded or updated spelling if corrected IS3c) as the first entry on the person roster.

**IS4**

**r1dgender**

R1 D GENDER OF SP

**QUESTION TEXT:**

THE SP IS LISTED AS A {MALE/FEMALE}  
IF GENDER IS OBVIOUS, CODE WITHOUT ASKING  
OTHERWISE ASK: {Are you/Is SP} male or female?

**CODE**

- 1 MALE
- 2 FEMALE

**BOX IS4A**

**BOXIS4A**

NOT ON FILE

Compare preloaded gender of SP with IS4 value just entered. If they are the same, go to IS5.  
Otherwise, go to IS4a

---

**IS4A****IS4A**

NOT ON FILE

**QUESTION TEXT:**

YOU JUST CHANGED SP'S GENDER FROM {PRELOADED GENDER MALE/FEMALE} TO {FEMALE/MALE FROM IS4}. DID YOU INTEND TO DO THAT?

**CODE**

1	YES	
2	NO	IS4

---

**IS5****r1dbirthmth (Sensitive)**

R1 D BIRTH MONTH OF SP

**r1dbirthyr (Sensitive)**

R1 D BIRTH YEAR OF SP

**DISPLAY INSTRUCTIONS:**

Display preloaded DOB in the question text.  
SPELL OUT MONTH WHEN DISPLAYING {BIRTH MONTH BIRTH DAY, BIRTH YEAR}.  
FORMAT AS MM/DD/YYYY WHEN DISPLAYING ({BIRTH MM/BIRTH DD/BIRTH YEAR}).

**QUESTION TEXT:**

I also want to confirm {your/SP's} birth date is {BIRTH MONTH BIRTH DAY, BIRTH YEAR} ({BIRTH MM/BIRTH DD/BIRTH YEAR}). Is that correct?

**CODES**

1	YES	BOX IS8
2	NO	

---

**IS6****r1dbirthmth(Sensitive)**

R1 D BIRTH MONTH OF SP

**r1dbirthyr(Sensitive)**

R1 D BIRTH YEAR OF SP

**QUESTION TEXT:**

What is {your/SP's} date of birth?

ENTER MONTH, DAY, AND YEAR (MM-DD-YYYY)

**PROGRAMMER INSTRUCTIONS:**

Separate mm/dd/yyyy with hyphens for data entry.  
MONTH range: 1-12  
DAY range: 1-31  
YEAR range: (CURRENT YEAR-65) - (CURRENT YEAR-110)

---

**IS7**                      **r1dintvwrage (Sensitive)**      R1 D AGE OF SP AT INTERVIEW  
**r1d2intvrage**                      R1 D SP CAT AGE AT INTVW

**DISPLAY INSTRUCTIONS:**

COMPUTE AGE AS (CURRENT DATE – IS6 DOB).

**QUESTION TEXT:**

That makes {you/SP} {CALCULATED AGE} today. Is that correct?

**CODES**

1	YES	
2	NO	IS6

---

**BOX IS8**                      **BOXIS8**                      NOT ON FILE

Write SP name, gender, date of birth, and calculated age (from IS7) to the PERSON ROSTER.  
Set relationship to SP =1 (SAMPLE PERSON).

If IS2 = 1 (SP), go to Section RE RESIDENCE.  
If IS2 = 2 (PROXY), go to IS8a.

---

**IS8A**                      **IS8A**                      NOT ON FILE

**DISPLAY INSTRUCTIONS:**

Display “FIRST” in bold underlined text.

**QUESTION TEXT:**

What is your full name?

ENTER FIRST NAME. CONFIRM SPELLING

**ENTER TEXT**

Length                      25

**PROGRAMMER INSTRUCTIONS:**

IS8a, IS8b, and IS8c are displayed on the same screen.

---

**IS8B**                      **IS8B**                      NOT ON FILE

**DISPLAY INSTRUCTIONS:**

Display “MIDDLE” in bold underlined text.

**QUESTION TEXT:**

ENTER MIDDLE NAME. CONFIRM SPELLING

PRESS ENTER IF NO MIDDLE NAME OR INITIAL

**ENTER TEXT**

**PROGRAMMER INSTRUCTIONS:**

IS8a, IS8b, and IS8c are displayed on the same screen.

**IS8C**

**IS8C**

NOT ON FILE

**DISPLAY INSTRUCTIONS:**

Display "LAST" in bold underlined text.

**QUESTION TEXT:**

ENTER LAST NAME. CONFIRM SPELLING

**ENTER TEXT**

**PROGRAMMER INSTRUCTIONS:**

IS8a and IS8b are displayed on the same screen.

WRITE PROXY NAME AS SECOND ENTRY ON PERSON ROSTER. SET PROXY RESP FLAG=1 FOR PERSON IDENTIFIED AS PROXY RESPONDENT.

**IS9**

**is1prxyrelat**  
**op1relatnshp**

R1 IS9 PROXY RELATIONSHIP TO SP  
R1 OTHR PRSN RELATIONSHIP TO SP

**DISPLAY INSTRUCTIONS:**

Do not display response category 1.  
Display PROXY RELATIONSHIP CODE LIST.

**QUESTION TEXT:**

How are you related to {SP}?  
  
IF NEEDED: Are you {his/her}... ..?  
  
CODE RELATIONSHIP OF PROXY TO SP  
  
PRESS F1 FOR HELP SCREEN

**CODES**

- 2 SPOUSE/PARTNER
- 3 DAUGHTER
- 4 SON
- 5 DAUGHTER-IN-LAW
- 6 SON-IN-LAW
- 7 STEPDAUGHTER
- 8 STEPSON
- 9 SISTER
- 10 BROTHER

11	SISTER-IN-LAW
12	BROTHER-IN-LAW
13	MOTHER
14	STEPMOTHER
15	MOTHER-IN-LAW
16	FATHER
17	STEPFATHER
18	FATHER-IN-LAW
19	GRANDDAUGHTER
20	GRANDSON
21	NIECE
22	NEPHEW
23	AUNT
24	UNCLE
25	COUSIN
26	STEPDAUGHTER'S SON/DAUGHTER
27	STEPSON'S SON/DAUGHTER
28	DAUGHTER-IN-LAW'S SON/DAUGHTER
29	SON-IN-LAW'S SON/DAUGHTER
30	BOARDER/RENTER
31	PAID AIDE/HOUSEKEEPER/EMPLOYEE
32	ROOMMATE
33	EX-WIFE/EX-HUSBAND
34	BOYFRIEND/GIRLFRIEND
35	NEIGHBOR
36	FRIEND
37	SERVICE/SOMEONE FROM THE PLACE SP LIVES
91	OTHER RELATIVE
92	NOT RELATED

**PROGRAMMER INSTRUCTIONS:**

If 3 (daughter), 5 (daughter-in-law), 7 (stepdaughter), 9 (sister), 11 (sister-in-law), 13 (mother), 14 (stepmother), 15 (mother-in-law), 19 (granddaughter), 21 (niece), or 23 (aunt) selected, set IS10= 2 (female) and go to BOX IS11.

ELSE If 4 (son), 6 (son-in-law), 8 (stepson), 10 (brother), 12 (brother-in-law), 16 (father), 17 (stepfather), 18 (father-in-law), 20 (grandson), 22 (nephew), or 24 (uncle) selected, set IS10 = 1 (male) and go to BOX IS11.

If IS9 = 91 or 92, go to IS9a  
Otherwise, GO TO IS10.

**IS9A**

**IS9A**

NOT ON FILE

**QUESTION TEXT:**

SPECIFY RELATIONSHIP OF PROXY TO {SP}



ENTER TEXT

Length

50

**IS10**

**is1prxygendr**

R1 IS10 PROXY GENDER

**op1gender**

R1 OTHER PERSON GENDER

**QUESTION TEXT:**

CODE GENDER OF PROXY

IF GENDER IS OBVIOUS, CODE WITHOUT ASKING

OTHERWISE ASK: Are you male or female?

**CODES**

- 1 MALE
- 2 FEMALE

**BOX IS11**

**BOXIS11**

NOT ON FILE

Write PROXY relationship and gender to PERSON ROSTER.

**IS11**

**is1famrrutin**

R1 IS11 FAMILR TY SP DAILY ROUTIN

**QUESTION TEXT:**

How familiar are you with {SP}'s daily routine? Are you very familiar, somewhat familiar, a little familiar, or not at all familiar?

**CODES**

- 1 VERY FAMILIAR
- 2 SOMEWHAT FAMILIAR
- 3 A LITTLE FAMILIAR
- 4 NOT AT ALL FAMILIAR
- REFUSED
- DON'T KNOW

**PROGRAMMER INSTRUCTIONS**

GO TO SECTION RE RESIDENCE

**Derived Variables from Items in IS Section**

<b>is1dproxyid</b>	R1 D PROXY OPID
<b>r1dzintvrage</b>	R1 D SP CAT AGE AT INTVW

---

# NHATS Round 1

Section RE [RESIDENCE]

Sequence: 2

---

**RE1** **re1resistrct** R1 RE1 RESIDNCE PHYSICAL STRUCTUR

**QUESTION TEXT:**

CODE PHYSICAL STRUCTURE OF SP'S RESIDENCE

IF SP OCCUPIES ONE ROOM OF A FREE-STANDING OR ATTACHED SINGLE HOUSE, SELECT THE CODE THAT DESCRIBES THE OVERALL PHYSICAL STRUCTURE.

**CODES**

1	FREE STANDING (DETACHED) SINGLE HOUSE	RE3
2	SINGLE HOUSE BUT ATTACHED TO OTHERS (ROW HOUSE, TOWNHOUSE, DUPLEX, TRIPLEX, OR TRIPLE DECKER)	RE3
3	MOBILE HOME OR TRAILER	RE3
4	MULTI-UNIT (2+) BUILDING	RE2
91	OTHER (SPECIFY)	RE1a

**PROGRAMMER INSTRUCTIONS:**

If 1, 2, or 3 is selected set STRUCTURE flag=1 (HOUSE) and use display text of "home"  
Else if 4 is selected set STRUCTURE flag=2 (MULTI-UNIT) and use display text of "building"  
Else if 91 is selected set STRUCTURE flag=3 (OTHER) and use display text of "building"  
IF RE1 = 91 (OTHER), display soft error message "YOU HAVE SELECTED OTHER TYPE OF STRUCTURE. SELECT THE STRUCTURE THAT LOOKS MOST LIKE SP'S RESIDENCE:  
CODE 1 "FREE-STANDING (DETACHED) SINGLE HOUSE"  
CODE 2 "SINGLE HOUSE BUT ATTACHED TO OTHERS"  
CODE 3 "MOBILE HOME OR TRAILER"  
CODE 4 "MULTI-UNIT (2+) BUILDING"

---

**RE1a** **RE1a** NOT ON FILE

**QUESTION TEXT:**

SELECT TYPE OF STRUCTURE

**ENTER TEXT**

Length

25

---

**RE2** **re1bldgfl** R1 RE2 SP BLDG MORE THAN ONE FLOOR

**QUESTION TEXT:**

CODE NUMBER OF FLOORS OF STRUCTURE

**CODES**

1	BUILDING HAS ONE FLOOR
2	BUILDING HAS MULTIPLE FLOORS

**PROGRAMMER INSTRUCTIONS:**

If 1 is selected, set NUMFLOORS flag=1

If 2 is selected, set NUMFLOORS flag=2

---

**RE3**

**RE3**

NOT ON FILE

**QUESTION TEXT:**

Now I need to confirm {your/SP's} address. According to our records, {you live}/{he/she} lives} at [READ ADDRESS BELOW]

CONFIRM SPELLING

{Address 1}  
{Address 2}  
{City}, {State} {Zip}

IF COMPLETE ADDRESS NOT DISPLAYED, ENTER 2.

[Is that correct?]

**CODES**

1 YES

RE5

2 NO

---

**RE4a**

**RE4a**

NOT ON FILE

**DISPLAY INSTRUCTIONS:**

Display preloaded SP address in the question text  
Display preloaded address line 1 in the response field if available.  
Display RE4a, 4b, 4c, 4d, and 4e on the same screen.  
Display {Address 2}, {City}, {State}, and {Zip} fields as lighter "grayed-out" text.  
Display "address" as underlined text.

Display preloaded SP address in the question text.

**QUESTION TEXT:**

What is {your/SP's} address?

CONFIRM SPELLING

{Address 1}  
{Address 2}  
{City}, {State} {Zip}

**ENTER TEXT**

Length

25

---

**RE4b**

**RE4b**

NOT ON FILE

**DISPLAY INSTRUCTIONS:**

Display preloaded SP address in the question text

Display preloaded address line 2 in the response field if available  
Display RE4a, 4b, 4c, 4d, and 4e on the same screen  
Display {Address 1}, {City}, {State}, and {Zip}  
fields as lighter "grayed out" text.  
Display "address" as underlined text

Display preloaded SP address in the question text.

**QUESTION TEXT:**

[What is {your/SP's} address?]  
  
CONFIRM SPELLING  
  
IF NO APT/SUITE NUMBER, PRESS ENTER TO CONTINUE  
  
{Address 1}  
{Address 2}  
{City}, {State} {Zip}

**ENTER TEXT**

Length

50

**PROGRAMMER INSTRUCTIONS:**

Allow empty

---

**RE4c**

**re1spadrscy (Restricted)**

R1 RE4C SP ADDRESS CITY

**DISPLAY INTRUCTIONS:**

Display preloaded SP address in the question text  
Display preloaded city in the response field if available.  
Display RE4a, 4b, 4c, 4d, and 4e on the same screen.  
Display {Address 1}, {Address 2}, {State}, and {Zip} fields as lighter "grayed out" text.

Display "city" as underlined text.

Display preloaded SP address in the question text.

**QUESTION TEXT:**

[What is {your/SP's} city?]  
  
CONFIRM SPELLING  
  
{Address 1}  
{Address 2}  
{City}, {State} {Zip}

**ENTER TEXT**

Length

25

---

**RE4d**

**re1spadrstt (Restricted)**

R1 RE4D SP ADDRESS STATE

**DISPLAY INSTRUCTIONS:**

Display preloaded SP address in the question text

Display preloaded state in the response field if available. Display RE4a, 4b, 4c, 4d, and 4e on the same screen.

Display {Address 1}, {Address 2}, {City}, and {Zip} fields as lighter "grayed out" text. Display "state" as underlined text.

Display preloaded SP address in the question text.

**QUESTION TEXT:**

[What is {your/SP's} state?]

TYPE THE FIRST LETTER OF THE STATE, THEN USE ARROW KEYS IF NEEDED TO LOCATE STATE, AND PRESS ENTER TO SELECT

{Address 1}  
{Address 2}  
{City}, {State} {Zip}

**ENTER TEXT**

Length

2

**PROGRAMMER INSTRUCTIONS:**

Use lookup file of state names

---

**RE4e**

**re1spadrzip (Restricted)** R1 RE4E SP ADDRESS ZIP CODE

**DISPLAY INSTRUCTIONS:**

Display preloaded SP address in the question text

Display preloaded zip code in the response field if available.

Display RE4a, 4b, 4c, 4d, and 4e on the same screen

Display {Address 1}, {Address 2}, {City}, and {State} fields as lighter, "grayed out" text

Display "zip code" as underlined text.

Display preloaded SP address in the question text.

**QUESTION TEXT:**

[What is {your/SP's} zip code?]

ENTER A 5-DIGIT ZIP CODE

{Address 1}  
{Address 2}  
{City}, {State} {Zip}

**ENTER TEXT**

Length

5

**PROGRAMMER INSTRUCTIONS:**

5-digit entry required. If less than 5 digits entered, display ErrorMessage #11.

---

**RE5**

**RE5**

NOT ON FILE

**QUESTION TEXT:**

Is this {your/SPs} mailing address?

**CODES**

1	YES	GO TO HC
2	NO	

---

**RE6a**

**RE6a**

NOT ON FILE

**DISPLAY INSTRUCTIONS:**

Display RE6a, 6b, 6c, 6d, and 6e on the same screen  
Display "address" as underlined text.

**QUESTION TEXT:**

What is {your/SP's} mailing address?

CONFIRM SPELLING

**ENTER TEXT**

Length

25

---

**RE6b**

**RE6b**

NOT ON FILE

**DISPLAY INSTRUCTIONS:**

Display RE6a, 6b, 6c, 6d, and 6e on the same screen  
Display "address" as underlined text.

**QUESTION TEXT:**

[What is {your/SP's} mailing address?]

CONFIRM ADDRESS

IF NO APT/SUITE NUMBER, PRESS ENTER TO CONTINUE

**ENTER TEXT**

Length

50

**PROGRAMMER INSTRUCTIONS:**

Allow empty

---

**RE6c**

**RE6c**

NOT ON FILE

**DISPLAY INSTRUCTIONS:**

Display RE6a, 6b, 6c, 6d, and 6e on the same screen  
Display "city" as underlined text

**QUESTION TEXT:**

[What is {your/SP's} mailing city?]

CONFIRM SPELLING

ENTER TEXT

Length

25

**RE6d**

**RE6d**

NOT ON FILE

**DISPLAY INSTRUCTIONS:**

Display RE6a, 6b, 6c, 6d, and 6e on the same screen  
Display "state" as underlined text

**QUESTION TEXT:**

[What is {your/SP's} mailing state?]

TYPE THE FIRST LETTER OF THE STATE, THEN USE ARROW KEYS IF NEEDED TO LOCATE STATE, AND PRESS ENTER TO SELECT

ENTER TEXT

Length

2

**PROGRAMMER INSTRUCTIONS:**

Use lookup file of state names

**RE6c**

**RE6e**

NOT ON FILE

**DISPLAY INSTRUCTIONS:**

Display RE6a, 6b, 6c, 6d, and 6e on the same screen  
Display "zip code" as underlined text

**QUESTION TEXT:**

[What is {your/SP's} mailing zip code?]

ENTER a 5-DIGIT ZIP CODE

ENTER TEXT

Length

5

**PROGRAMMER INSTRUCTIONS:**

5-digit entry required. If less than 5 digits entered, display Error Message #11.

GO TO SECTION HC HEALTH CONDITIONS

**Derived Variables from Items in RE Section**

<b>re1dcensdiv</b>	R1 D SP CENSUS DIVISION
--------------------	-------------------------

**Flag Variables set in RE Section**

<b>f11structure</b>	R1 F RE STRUCTURE OF SP DWELLING
<b>f11bldgfl</b>	R1 F RE SP BLDG MORE THAN ONE FLOOR

---

# NHATS Round 1

Section HC [HEALTH CONDITIONS]

Sequence: 3

---

**HC1PRE**

HC1PRE

NOT ON FILE

**QUESTION TEXT:**

Let's start with some questions about {your/SP's} health.

PRESS 1 AND ENTER TO CONTINUE

---

**HC1**

hc1health

R1 HC1 OVERALL HEALTH CONDITION

**QUESTION TEXT:**

Would you say that in general {your/SP's} health is excellent, very good, good, fair, or poor?

**CODES**

- |   |            |
|---|------------|
| 1 | EXCELLENT  |
| 2 | VERY GOOD  |
| 3 | GOOD       |
| 4 | FAIR       |
| 5 | POOR       |
|   | REFUSED    |
|   | DON'T KNOW |
- 

**HC2**

hc1disescn1

R1 HC2 SP HAD HEART ATTACK

hc1disescn2

R1 HC2 SP HAS HEART DISEASE

hc1disescn3

R1 HC2 SP HAS HIGH BLOOD PRESS

hc1disescn4

R1 HC2 SP HAS ARTHRITIS

hc1disescn5

R1 HC2 SP HAS OSTEOPOROSIS

hc1disescn6

R1 HC2 SP HAS DIABETES

hc1disescn7

R1 HC2 SP HAS LUNG DISEASE

hc1disescn8

R1 HC2 SP HAD STROKE

hc1disescn9

R1 HC2 SP HAS DEMENTIA OR ALZH

hc1disescn10

R1 HC2 SP HAS CANCER

**DIPLAY INSTRUCTIONS:**

Use "Same Question Stem" display  
If at HC2a, do not display question text in brackets.  
Otherwise, display question text in brackets.

**QUESTION TEXT:**

{{}} I will read a list of some diseases and conditions that a doctor may have said {you have/SP has}. Please tell me if a doctor ever told {you/him/her} that {you/he/she} had{{}}

---



{variable text [a-j]}

RESPONSE [1] a. a heart attack or myocardial infarction?  
RESPONSE [2] b. any heart disease including angina or congestive heart failure?  
RESPONSE [3] c. high blood pressure or hypertension?  
RESPONSE [4] d. arthritis (including osteo or rheumatoid arthritis)?  
RESPONSE [5] e. osteoporosis or thinning of the bones?  
RESPONSE [6] f. diabetes?  
RESPONSE [7] g. lung disease, such as emphysema, asthma, or chronic bronchitis?  
RESPONSE [8] h. a stroke?  
RESPONSE [9] i. dementia or Alzheimer's Disease?  
RESPONSE [10] j. cancer?

**CODES**

1 YES  
2 NO  
REFUSED  
DON'T KNOW

**PROGRAMMER INSTRUCTIONS:**

Array the responses and Variable text columns in the panel.  
Display 'variable text' in the a-j sequence until all rows have been displayed

---

**BOX HC3**

**BOXHC3**

NOT ON FILE

**QUESTION TEXT:**

If HC2j = 1 (YES,CANCER), go to HC3.  
Otherwise, go to BOX HC4.

---

**HC3**

<b>hc1cancerty1</b>	R1 HC3 SP HAD SKIN CANCER
<b>hc1cancerty2 (Sensitive)</b>	R1 HC3 SP HAD BREAST CANCER
<b>hc1cancerty3 (Sensitive)</b>	R1 HC3 SP HAD PROSTATE CANCER
<b>hc1cancerty4 (Sensitive)</b>	R1 HC3 SP HAD BLADDER CANCER (from HC3b)
<b>hc1cancerty5 (Sensitive)</b>	R1 HC3 SP HAD CRV OVRN UTRN CNCR (from HC3b)
<b>hc1cancerty6 (Sensitive)</b>	R1 HC3 SP HAD COLON CANCER (from HC3b)
<b>hc1cancerty7 (Sensitive)</b>	R1 HC3 SP HAD KIDNEY CANCER (from HC3b)
<b>hc1cancerty8 (Sensitive)</b>	R1 HC3 SP HAD OTHER CANCER

**DISPLAY INSTRUCTIONS:**

If IS4=1 (SP is male), display "prostate cancer," and response code 3.

**QUESTION TEXT:**

Was that skin cancer, breast cancer, {prostate cancer,} or some other type?  
SELECT ALL THAT APPLY

<b>CODES</b>	<b>CODE ALL THAT APPLY</b>	
1	SKIN CANCER	BOX HC4
2	BREAST CANCER	BOX HC4
3	{PROSTATE CANCER}	BOX HC4
91	OTHER TYPE OF CANCER (SPECIFY)	
	REFUSED	BOX HC4
	DON'T KNOW	BOX HC4

**PROGRAMMER INSTUCTIONS:**

Allow code all that apply

**HC3B**                      **HC3B**                      NOT ON FILE

**QUESTION TEXT:**

SPECIFY TYPE OF CANCER

IF NEEDED: What type of cancer was this?

**ENTER TEXT**

Length                      25

REFUSED

DON'T KNOW

**BOXHC4**                      **BOXHC4**                      NOT ON FILE

If HC2i = 1 (YES), go to HC4.  
Otherwise, go to HC5.

**HC4**                      **hc1dementage**                      R1 HC4 AGE TOLD HAD DEMENTIA

**QUESTION TEXT:**

How old {were you/was SP} when {you were/{he/she} was} told {you have/{he/she} had} dementia or Alzheimer's disease?

IF NEEDED: If you are not sure, just give me your best guess.

ENTER AGE

**ENTER NUMBER**

Range                      40 to 110

REFUSED

DON'T KNOW

**PROGRAMMER INSTRUCTIONS**

Range 40-110  
Compare age entry to SP's calculated age today. If age entry > SP's current age, display error message "CONFIRMED RESPONSE. AGE ENTERED IS GREATER THAN SP'S CURRENT AGE".

**HC5**                      **hc1brokebon1**                      R1 HC5A SP BROKEN OR FRACT HIP

**hc1brokebon2**                      R1 HC5B SP OTHR BRKN FRACT BONE

**DISPLAY INSTRUCTIONS:**

Use "Same Question Stem" display.

If at HC5a, do not display question text in brackets.  
Otherwise, display question text in brackets.

**QUESTION TEXT:**

{[}Since age 50 has a doctor told {you/SP} that {you have/{he/she} has}{]}

{variable text [a-b]}

RESPONSE [1] a. a broken or fractured hip?  
RESPONSE [2] b. other broken or fractured bones?

**CODES**

- 1 YES
- 2 NO  
REFUSED  
DON'T KNOW

**PROGRAMMER INSTRUCTIONS:**

Array the responses and Variable text columns in the panel.  
Display 'variable text' in the a-b sequence until all rows have been displayed.

**HC6**

hc1serdisill

R1 HC6 SP OTHR SER DIS ILLNES

**QUESTION TEXT:**

Is there another serious disease or illness that I have not asked about that a doctor has told {you/SP} that {you have/{he/she} has}?

**CODES**

- 1 YES
  - 2 NO  
REFUSED  
DON'T KNOW
- HC7  
HC7  
HC7

**HC6A**

HC6A

NOT ON FILE

**QUESTION TEXT:**

What is that (serious disease or illness)?

**ENTER TEXT**

Length 75  
REFUSED  
DON'T KNOW

**PROGRAMMER INSTRUCTIONS:**

Field length 75.

**HC7****hc1hosptstay**

R1 HC7 SP HOSP STAY LAST 12MOS

**DISPLAY INSTRUCTIONS:**

Display "last 12 months" in bold underlined text.

**QUESTION TEXT:**

{Have you/Has SP} had an overnight hospital stay within the last 12 months, that is since {CURRENT MONTH AND YEAR - 1 YEAR}?

**CODE**

1	YES	
2	NO	HC9PRE
	REFUSED	HC9PRE
	DON'T KNOW	HC9PRE

**PROGRAMMER INSTRUCTIONS:**

Display month as word.

**HC8****hc1hosovrnh**

R1 HC8 SP NUM OF HOSP STAYS

**DISPLAY INSTRUCTIONS:**

Display "last 12 months" in bold underlined text.

**QUESTION TEXT:**

How many separate overnight hospital stays {have you/has SP} had (in the last 12 months)? By hospital stay, we mean a time when {you/SP} stayed at least one night in the hospital.

ENTER NUMBER

**ENTER NUMBER**

Range	1 to 365
Soft Range	1 to 12
REFUSED	
DON'T KNOW	

**PROGRAMMER INSTRUCTIONS:**

Numeric field length 3.  
Hard range 1-365  
Soft range 1-12

**HC9PRE****HC9PRE**

NOT ON FILE

**QUESTION TEXT:**

Next I have a few questions about any types of surgery {you/SP} may have had.

PRESS 1 AND ENTER TO CONTINUE

**HC9A****hc1kneesurg**

R1 HC9A HAD KNEE SURGERY

**DISPLAY INSTRUCTIONS:**

Items HC9a-HC13c should be displayed as a grid with four columns in the response area:

- 1st: Item text
- 2nd: Yes/no response to surgery (a)
- 3rd: Yes/no if surgery was in last 12 months (b)
- 4th: If not in last 12 months, age at last surgery

**QUESTION TEXT:**

{Have you/Has SP} ever had any of the following types of surgery?

Knee repair or replacement?

**CODES**

1	YES	
2	NO	HC10A
	REFUSED	HC10A
	DON'T KNOW	HC10A

**HC9B**

hc1knesrgyr

R1 HC9B KNEE SURGERY IN 12 MNTHS

**DISPLAY INSTRUCTIONS:**

Spell out month name in question text.

**QUESTION TEXT:**

Did {you/SP} have knee surgery in the last 12 months, that is since {CURRENT MONTH, DAY, AND YEAR - 1 YEAR}?

**CODES**

1	YES	HC10A
2	NO	
	REFUSED	HC10A
	DON'T KNOW	HC10A

**HC9C**

hc1ageknesur

R1 HC9C AGE AT LAST KNEE SURGERY

**QUESTION TEXT:**

How old {were you/was SP} the last time {you/he/she} had knee repair or replacement surgery?

IF NEEDED: If you are not sure, just give me your best guess.

ENTER AGE

**ENTER NUMBER**

Range	18 to 110
REFUSED	
DON'T KNOW	

**PROGRAMMER INSTRUCTIONS:**

Range 18-110

Compare age entry to SP's calculated age today. If age entry > SP's current age, display error message "CONFIRM RESPONSE. AGE ENTERED IS GREATER THAN SP'S CURRENT AGE".

**HC10A**

hc1hipsurg

R1 HC10A HIP REPAIR OR REPLACMNT

**QUESTION TEXT:**

[{Have you/Has SP} ever had] hip repair or replacement surgery?

**CODES**

1	YES	
2	NO	HC11A
	REFUSED	HC11A
	DON'T KNOW	HC11A

---

**HC10B**

**hc1hipsrgyr**

R1 HC10B HIP SURG IN 12 MNTHS

**DISPLAY INSTRUCTIONS:**

Spell out month name in question text.

**QUESTION TEXT:**

Did {you/SP} have hip surgery in the last 12 months, that is since {CURRENT MONTH, DAY, AND YEAR - 1 YEAR}?

**CODES**

1	YES	HC11A
2	NO	
	REFUSED	HC11A
	DON'T KNOW	HC11A

---

**HC10C**

**hc1agehipsur**

R1 HC10C AGE AT LAST HIP SURGERY

**QUESTION TEXT:**

How old {were you/was SP} the last time {you/he/she} had hip repair or replacement surgery?

IF NEEDED: If you are not sure, just give me your best guess.

ENTER AGE

**ENTER NUMBER**

Range	40 to 110
REFUSED	
DON'T KNOW	

**PROGRAMMER INSTRUCTIONS:**

Range 40-110  
Compare age entry to SP's calculated age today. If age entry > SP's current age, display error message "CONFIRM RESPONSE. AGE ENTERED IS GREATER THAN SP'S CURRENT AGE".

---

**HC11A**

**hc1catarsurg**

R1 HC11A HAD CATARACT SURGERY

**QUESTION TEXT:**

[{Have you/Has SP} ever had] cataract surgery?

**CODES**

1	YES	
2	NO	HC12A
	REFUSED	HC12A
	DON'T KNOW	HC12A

## HC11B

hc1catsrgyr

R1 HC11B CATER SURG IN 12 MNTHS

### DISPLAY INSTRUCTIONS:

Spell out month name in question text.

### QUESTION TEXT:

Did {you/SP} have cataract surgery in the last 12 months, that is since {CURRENT MONTH, DAY, AND YEAR - 1 YEAR}?

### CODES

1	YES	HC12A
2	NO	
	REFUSED	HC12A
	DON'T KNOW	HC12A

## HC11C

hc1agecatsur

R1 HC11C AGE AT LAST CATRCT SURG

### QUESTION TEXT:

How old {were you/was SP} the last time {you/he/she} had cataract surgery?

IF NEEDED: If you are not sure, just give me your best guess.

ENTER AGE

### ENTER NUMBER

Range	40 to 110
REFUSED	
DON'T KNOW	

### PROGRAMMER INSTRUCTIONS

Range 40-110

Compare age entry to SP's calculated age today. If age entry > SP's current age, display error message "CONFIRM RESPONSE. AGE ENTERED IS GREATER THAN SP'S CURRENT AGE".

## HC12A

hc1bckspnsur

R1 HC12A HAD BACK OR SPINE SURGR

### QUESTION TEXT:

[{Have you/Has SP} ever had] back or spine surgery?

### CODES

1	YES	
2	NO	HC13A

REFUSED  
DON'T KNOW

HC13A  
HC13A

---

**HC12B****hc1backsgyr**

R1 HC12B BCK SPNE SURGR 12 MNTHS

**DISPLAY INSTRUCTIONS:**

Spell out month name in question text.

**QUESTION TEXT:**

Did {you/SP} have back or spine surgery in the last 12 months, that is since {CURRENT MONTH, DAY, AND YEAR - 1 YEAR}?

**CODES**

1	YES	HC13A
2	NO	
	REFUSED	HC13A
	DON'T KNOW	HC13A

---

**HC12C****hc1agebcksgy**

R1 HC12C AGE AT LAST BACK SURGRY

**QUESTION TEXT:**

How old {were you/was SP} the last time {you/he/she} had back or spine surgery?

IF NEEDED: If you are not sure, just give me your best guess.

ENTER AGE

**ENTER NUMBER**

Range	20 to 110
REFUSED	
DON'T KNOW	

**PROGRAMMER INSTRUCTIONS**

Range 20-110

Compare age entry to SP's calculated age today. If age entry > SP's current age, display error message "CONFIRM RESPONSE. AGE ENTERED IS GREATER THAN SP'S CURRENT AGE".

---

**HC13A****hc1heartsurg**

R1 HC13A HAD HEART SURGERY

**QUESTION TEXT:**

[{Have you/Has SP} ever had] heart surgery of any kind, including a bypass, valve surgery or a stent?

**CODES**

1	YES	
2	NO	HC14PRE
	REFUSED	HC14PRE
	DON'T KNOW	HC14PRE

---

**HC13B****hc1hartsrgyr**

R1 HC13B HEART SURGERY 12 MONTHS

**DISPLAY INSTRUCTIONS:**



Spell out month name in question text.

**QUESTION TEXT:**

Did {you/SP} have heart surgery in the last 12 months, that is since {CURRENT MONTH, DAY, AND YEAR - 1 YEAR}?

**CODES**

1	YES	HC14PRE
2	NO	
	REFUSED	HC14PRE
	DON'T KNOW	HC14PRE

---

**HC13C**

**hc1agehrtsrg**

R1 HC13C AGE LAST HEART SURGERY

**QUESTION TEXT:**

How old {were you/was SP} the last time {you/he/she} had heart surgery?

IF NEEDED: If you are not sure, just give me your best guess.

ENTER AGE

**ENTER NUMBER**

Range	1 to 110
Soft Range	20 to 80
REFUSED	
DON'T KNOW	

**PROGRAMMER INSTRUCTIONS**

Hard range 1-110

Soft range 20-80

Compare age entry to SP's calculated age today. If age entry > SP's current age, display error message "CONFIRM RESPONSE. AGE ENTERED IS GREATER THAN SP'S CURRENT AGE."

---

**HC14PRE**

**HC14PRE**

NOT ON FILE

**QUESTION TEXT:**

These next few questions are about falling down. By falling down we mean any fall, slip, or trip in which you lose your balance and land on the floor or ground or at a lower level.

PRESS 1 AND ENTER TO CONTINUE

---

**HC14**

**hc1fllsinmth**

R1 HC14 FALL DOWN IN LAST MONTH

**DISPLAY INSTRUCTIONS:**

Display "last month" in bold underlined text.

**QUESTION TEXT:**

In the last month, {have you/has SP} fallen down?

**CODES**

1	YES	
---	-----	--

2

NO  
REFUSED  
DON'T KNOW

**HC15**

**hc1worryfall**

R1 HC15 WORRIED ABOT FALLNG DOWN

**DISPLAY INSTRUCTIONS:**

Display "last month" in bold underlined text.

**QUESTION TEXT:**

In the last month, did {you/SP} worry about falling down?

**CODES**

1	YES	
2	NO	BOX HC17
	REFUSED	BOX HC17
	DON'T KNOW	BOX HC17

**HC16**

**hc1worrylimt**

R1 HC16 WORRY EVR LIMT ACTIVITIES

**DISPLAY INSTRUCTIONS:**

Display "last month" in bold underlined text.

**QUESTION TEXT:**

In the last month, did this worry ever limit {your/SP's} activities?

**CODES**

1	YES
2	NO
	REFUSED
	DON'T KNOW

**BOX HC17**

**BOX HC17**

NOT ON FILE

**QUESTION TEXT:**

If HC14 = 1 (YES), go to HC18.  
Otherwise, go to HC17.

**HC17**

**hc1faleninyr**

R1 HC17 FALLEN DOWN IN 12 MONTHS

**DISPLAY INSTRUCTIONS:**

Display "last 12 months" in bold underlined text.

**QUESTION TEXT:**

In the last 12 months {have you/has SP} fallen down?

IF NEEDED: By falling down we mean any fall, slip, or trip in which you lose your balance and land on the floor or ground or at a lower level.

**CODES**

1	YES	
2	NO	HC19
	REFUSED	HC19
	DON'T KNOW	HC19

## HC18

**hc1multifall**

R1 HC18 FALLEN DWN MORE THN ONCE

### DISPLAY INSTRUCTIONS:

Display "last 12 months" in bold underlined text.

### QUESTION TEXT:

In the last 12 months, {have you/has SP} fallen down more than one time?

### CODES

1	YES
2	NO
	REFUSED
	DON'T KNOW

## HC19

**hc1depresan1**

R1 HC19A SP LITTLE INTERST PLEAS

**hc1depresan2**

R1 HC19B SP DOWN DEPRES HOPELESS

**hc1depresan3**

R1 HC19C SP NERVOUS ANXIOUS

**hc1depresan4**

R1 HC19D SP UNABLE TO STOP WORRY

### DISPLAY INSTRUCTIONS:

Use "Same Question Stem" display

If at HC19a, do not display question text in brackets.  
Otherwise, display question text in brackets..

### QUESTION TEXT:

SHOW CARD HC1

{[ ]}Over the last month, how often {have you/has SP} {[ ]}

{variable text [a-d]}

RESPONSE [1] a. had little interest or pleasure in doing things?

RESPONSE [2] b. felt down, depressed, or hopeless?

RESPONSE [3] c. felt nervous, anxious, or on edge?

RESPONSE [4] d. been unable to stop or control worrying?

{[ ]}Not at all, several days, more than half the days, or nearly every day?{[ ]}

### CODES

1	NOT AT ALL
2	SEVERAL DAYS
3	MORE THAN HALF THE DAYS
4	NEARLY EVERY DAY
	REFUSED
	DON'T KNOW

**PROGRAMMER INSTRUCTIONS:**

Array the responses and Variable text columns in the panel.  
Display 'variable text' in the a-d sequence until all rows have been displayed.

---

**HC20PRE**

**HC20PRE**

NOT ON FILE

**QUESTION TEXT:**

The next few questions are about how {you have/SP has} been sleeping.  
PRESS 1 AND ENTER TO CONTINUE

---

**HC20**

**hc1aslep30mn**

R1 HC20 OVER 30 MIN FALL ASLEEP

**DISPLAY INSTRUCTIONS:**

Display "last month" in bold underlined text.

**QUESTION TEXT:**

SHOW CARD HC2

In the last month how often did it take {you/SP} more than 30 minutes to fall asleep? Would you say every night, most nights, some nights, rarely, or never?

**CODES**

- 1 EVERY NIGHT (7 NIGHTS A WEEK)
  - 2 MOST NIGHTS (5-6 NIGHTS A WEEK)
  - 3 SOME NIGHTS (2-4 NIGHTS A WEEK)
  - 4 RARELY (ONCE A WEEK OR LESS)
  - 5 NEVER
  - REFUSED
  - DON'T KNOW
- 

**HC21**

**hc1trbfalbck**

R1 HC21 TROBLE FALLNG BCK ASLEEP

**DISPLAY INSTRUCTIONS:**

Display "last month" in bold underlined text.

**QUESTION TEXT:**

SHOW CARD HC3

(In the last month) on nights when {you/SP} woke up before {you/he/she} wanted to get up, how often did {you/he/she} have trouble falling back asleep? Would you say every night, most nights, some nights, rarely, or never?

**CODES**

- 1 EVERY NIGHT
  - 2 MOST NIGHTS
  - 3 SOME NIGHTS
  - 4 RARELY
  - 5 NEVER
  - 7 DON'T WAKE UP/NOT A PROBLEM
  - REFUSED
  - DON'T KNOW
-

**DISPLAY INSTRUCTIONS:**

Display "last month" in bold underlined text.

**QUESTION TEXT:**

SHOW CARD HC3

(In the last month) how often did {you/SP} take medication to help {you/him/her} sleep? Would you say every night, most nights, some nights, rarely, or never?

**CODES**

- |   |                                 |
|---|---------------------------------|
| 1 | EVERY NIGHT (7 NIGHTS A WEEK)   |
| 2 | MOST NIGHTS (5-6 NIGHTS A WEEK) |
| 3 | SOME NIGHTS (2-4 NIGHTS A WEEK) |
| 4 | RARELY (ONCE A WEEK OR LESS)    |
| 5 | NEVER                           |
|   | REFUSED                         |
|   | DON'T KNOW                      |

**PROGRAMMER INSTRUCTIONS:**

Go to Section HT – HOUSING TYPE

---

---

## NHATS Round 1

Section HT [HOUSING TYPE]

Sequence: 4

---

**HT1PRE**

**HT1PRE**

NOT ON FILE

Now, let's talk about the place {you live/SP lives}.  
PRESS 1 AND ENTER TO CONTINUE

---

**HT1**

**ht1longlived**

R1 HT1 HOW LONG LIVED THERE

**DISPLAY INSTRUCTIONS:**

Display preloaded street address 1 and address 2 or from RE4a and RE4b if address updated..

**QUESTION TEXT:**

About how long {have you/has SP} lived at {HOME STREET ADDRESS 1 AND STREET ADDRESS 2 }?

INDICATE RESPONSE UNIT

**CODES**

1	MONTHS	
2	YEARS	HT1B
	REFUSED	HT2
	DON'T KNOW	HT2

---

**HT1A**

**ht1mthslived**

R1 HT1A MNTHS IF LESS THAN 1 YR

**QUESTION TEXT:**

ENTER NUMBER OF MONTHS LIVED AT ADDRESS IF LESS THAN 1 YEAR

ENTER ZERO IF LESS THAN 1 MONTH

**ENTER NUMBER**

Range

0 to 11

**PROGRAMMER INSTRUCTIONS:**

Range 0-11

Go to Box HT3

---

**HT1B**

**ht1yrslived**

R1 HT1B YEARS LIVED AT ADDRESS

**QUESTION TEXT:**

ENTER NUMBER OF YEARS LIVED AT ADDRESS

**ENTER NUMBER**

Range

1 to 110

Soft Range

1 to 50

**PROGRAMMER INSTRUCTIONS:**

Hard range 1-110

Soft range 1-50

Go to Box HT3

**HT2**

**ht1longer5yr**

R1 HT2 LIVED HERE 5 YRS OR LNGER

**DISPLAY INSTRUCTIONS:**

Display preloaded street address 1 and address 2 or from RE4a and RE4b if address updated.

**QUESTION TEXT:**

{Have you/Has SP} lived at at {HOME STREET ADDRESS 1 AND STREET ADDRESS 2 } for 5 years or longer?

**CODES**

- 1 YES
- 2 NO
- REFUSED
- DON'T KNOW

**BOX HT3**

**BOXHT3**

NOT ON FILE

If RE1= 1 (FREE STANDING) or RE1=2 (SINGLE HOME, ATTACHED), go to HT3. Otherwise, go to HT4

**HT3**

**ht1placedesc**

R1 HT3 PLACE BEST DESCRIPTION

**DISPLAY INSTRUCTIONS:**

Display "BEST" in ALL CAPS and BOLD UNDERLINED text.

**QUESTION TEXT:**

Show Card HT1

Now, I'm going to show you a list of places. Which of these BEST describes this place?

PRESS F1 FOR HELP SCREEN

**CODES**

- 1 PRIVATE RESIDENCE BOX HT3b
- 2 A GROUP HOME, BOARD AND CARE, OR SUPERVISED HOUSING BOX HT3b
- 3 ASSISTED LIVING FACILITY OR CONTINUING CARE RETIREMENT COMMUNITY (CCRC) BOX HT3b
- 4 RELIGIOUS GROUP QUARTERS BOX HT3b
- 91 OTHER (SPECIFY)

**HT3A**

**HT3A**

NOT ON FILE

**QUESTION TEXT:**

SPECIFY OTHER TYPE OF PLACE

**ENTER TEXT**

Length

25

**PROGRAMMER INSTRUCTIONS:**

Text length 25 char

**BOX HT3b**

**BOXHT3b**

NOT ON FILE

If HT3 = 2(Group Home) or 3(Assisted Living/CCRC), set FACILITY flag = 1(YES), set FACILITYTYPE flag = 2 (OTHER FACILITY), and set FACILITY TASK flag = 1 (REQUIRED)

**HT4**

**ht1retiresen**

R1 HT4 RETIRMNT CMMTY SEN HOUSIN

**DISPLAY INSTRUCTIONS:**

- If RE1=1 (FREE-STANDING), display “a detached house”
- If RE1=2 (SINGLE HOME, BUT ATTACHED), display “a row house, townhouse, or duplex”
- If RE1=3 (MOBILE HOME OR TRAILER), display “a mobile home or trailer”
- If RE1=4 ( A MULTI-UNIT BUILDING), display “a multi-unit building”
- If RE1=91 (other) display “TEXT ENTERED IN RE1a”
- If HT3=1 (PRIVATE RESIDENCE), display “that is a private residence”
- If HT3=2 (GROUP HOME), display “that is a group home”
- If HT3=3 (ASSISTED LIVING), display “that is an assisted living facility or CCRC”
- If HT3=4 (RELIGIOUS GROUP QUARTERS), display “that is a religious group quarters”
- If HT3=91 (OTHER SPECIFY), display “that is a “TEXT ENTERED IN HT3a”

**QUESTION TEXT:**

I have recorded that {you live/SP lives} in {a detached house/a row house, townhouse, or duplex/a mobile home or trailer/a multi-unit building/OTHER} {that is {a private residence/a group home/an assisted living facility or CCRC/a religious group quarters/OTHER}}.

Is {your/{his/her}} home part of a retirement community or a senior housing community?

**CODES**

- 1 YES
- 2 NO
- REFUSED
- DON'T KNOW

**PROGRAMMER INSTRUCTIONS:**

If HT4=1 (YES), set RETIREMENT COMMUNITY flag = 1 (YES).

**BOX HT5**

**BOXHT5**

NOT ON FILE

If FACILITY flag=1 (YES) and Facility Task = code 20 (COMPLETED), go to Box HT9a.



If FACILITY flag = 1 (YES) and FACILITY TASK flag=1 (REQUIRED), go to BOX HT9a.

Else if RETIREMENT COMMUNITY flag = 1, go to HT5

Else if STRUCTURE flag =2 (MULTIUNIT) or 3 (OTHER), go to HT5

Else set FACILITY TASK flag = 24 (NOT REQUIRED) and go to BOX HT11

---

**HT5****ht1diffareun**

R1 HT5 DIFF AREAS UNITS TO MOVE

**QUESTION TEXT:**

Does the place {you live/SP lives} have different areas or units that {you/{he/she}} can move to if {you need/{he/she} needs} care—like assisted living, a special unit for memory care, or a nursing home?

**CODES**

1	YES	BOX HT8
2	NO REFUSED DON'T KNOW	

---

**HT6****ht1helpmedbd**

R1 HT6 HELP W MEDS BATH DRESSING

**QUESTION TEXT:**

Does the place {you live/SP lives} offer help with medications or with activities such as bathing or dressing?

**CODES**

1	YES	BOX HT8
2	NO REFUSED DON'T KNOW	

---

**HT7****ht1meals**

R1 HT7 MEALS FOR RESIDENTS

**QUESTION TEXT:**

Does the place {you live/SP lives} offer meals for residents?

**CODES**

1	YES	
2	NO REFUSED DON'T KNOW	

---

**BOX HT8****BOXHT8**

NOT ON FILE

If HT5=1 (YES) or HT6=1 (YES) or HT7=1 (YES), set FACILITY TASK flag =1 (REQUIRED), set FACILITYTYPE flag = 2 (OTHER FACILITY), set FACILITY flag =1 (YES), and go to Box HT9a.

Else set Facility Task = code 24 (NOT REQUIRED) and go to BOX HT11

---

**BOX HT9A**

**BOXHT9A**

NOT ON FILE

If Facility Task = code 20 (COMPLETED), use FACILITY NAME from FQ for facility name displays and go to HT10.  
Else if preloaded IMS facility name field is not blank, go to HT9a. Otherwise, go to HT9b.

---

**HT9A**

**HT9A**

NOT ON FILE

**QUESTION TEXT:**

I have recorded {FACILITY NAME} as the name of the place where {you live/SP lives}. Is this correct?  
IF PLACE NAME IS NOT DISPLAYED, ENTER 2.

**CODES**

1	YES	HT10
2	NO	
7	PLACE DOES NOT HAVE A NAME	HT10

**PROGRAMMER INSTRUCTIONS:**

If HT9A=1, display preloaded IMS facility name for facility name displays.  
Otherwise, use null display for facility name displays.

---

**HT9B**

**HT9B**

NOT ON FILE

**QUESTION TEXT:**

Please tell me the name of the place where {you live/SP lives}.  
CONFIRM SPELLING

**ENTER TEXT**

Length 50

**PROGRAMMER INSTRUCTIONS:**

Text length 50 char  
Display FACILITY NAME from HT9b for facility name displays.

---

**HT10**

**ht1spacename**

R1 HT10 NAME OF LIVING SPACE

**DISPLAY INSTRUCTIONS:**

Display preloaded facility name or name entered from HT9b "at {FACILITY NAME/text from HT9b}". If no name collected, use null display.

**QUESTION TEXT:**

What {do you/does SP} call {your/his/her} private living space here {at {FACILITY NAME/text from HT9b}}? {Do you/Does SP} call this {your/his/her} apartment, room, unit, suite, or something else?

**CODES**

1	APARTMENT	BOX HT11
2	ROOM	BOX HT11
3	UNIT	BOX HT 11
4	SUITE	BOX HT 11
91	SOMETHING ELSE (SPECIFY)	

**HT10A**

**HT10A**

NOT ON FILE

**QUESTION TEXT:**

SPECIFY NAME FOR PRIVATE LIVING SPACE

**ENTER TEXT**

Length

25

**PROGRAMMER INSTRUCTIONS:**

Text length 25 char

**BOX HT11**

**BOXHT11**

NOT ON FILE

IF HT10 = 1 (APARTMENT), SET HOTYPE FLAG = 2, AND USE DISPLAY TEXT OF "Apartment".

ELSE IF HT10= 2 (ROOM), SET HOTYPE FLAG = 3, AND USE DISPLAY TEXT OF "Room".

ELSE IF HT10= 3 (UNIT), SET HOTYPE FLAG = 4, AND USE DISPLAY TEXT OF "Unit".

ELSE IF HT10=4 (SUITE), SET HOTYPE flag =5, and use display text of "suite".

ELSE IF HT10 = 91 (OTHER), SET HOTYPE flag = 6, AND USE DISPLAY TEXT ENTERED AT HT10A (OTHER).

ELSE SET HOTYPE FLAG = 1, AND USE DISPLAY TEXT OF "Home".

If FACILITY flag=1 (YES), go to Section SE – Service Environment

Otherwise, go to Section HH – Household and Family.

**Flag variables set in HT Section**

<b>f11facility</b>	R1 F ROUTING FLAG FROM HT3 5 6 7
<b>f11hotype</b>	R1 F HT TYPE OF HOME
<b>f11retirecom</b>	R1 F HT SP LIVES IN RETIREMT COM

---

## NHATS Round 1

Section SE [SERVICE ENVIRONMENT]

Sequence: 5

---

**BOX SE1PRE**

**BOXSE1PRE**

NOT ON FILE

If ( FACILITY flag = 1 ), go to SE1PRE.  
Otherwise go to Section HH - Household.

---

**SE1PRE**

**SE1PRE**

NOT ON FILE

**DISPLAY INSTRUCTIONS:**

Display "offers" in underlined text.  
If FQ task is completed, display [FACILITY NAME] from FQ.  
Else if HT9a=1 (YES), display {FACILITY NAME} from IMS  
Else if HT9b<>EMPTY, display {FACILITY NAME} from HT9b.  
Otherwise, display "the place where {you live/SP lives}".

**QUESTION TEXT:**

Sometimes people live in places that offer care and other services and conveniences that help with daily activities.

I'm going to read you a list of services that may be available to people at {FACILITY NAME/the place where {you live/SP lives}}. Whether or not {you use/{he/she} uses} it, please tell me if {FACILITY NAME/the place where {you live/SP lives}} offers the following services.

If you are not sure, just say you don't know.

PRESS 1 AND ENTER TO CONTINUE.

---

**BOX SE1**

**BOXSE1**

NOT ON FILE

If HT7 = 1 (YES, MEALS OFFERED), code SE1a = 1 (YES) and go to SE1b.  
Otherwise, go to SE1a.

---

**SE1**

**se1servcoff1**

R1 SE1 FAC SERVICES MEALS

**se1servcoff2**

R1 SE1 FAC SERVICES HELP W RX

**se1servcoff3**

R1 SE1 FAC SERV HELP BATH DRESS

**se1servcoff4**

R1 SE1 FAC SERVICES LAUNDRY

**se1servcoff5**

R1 SE1 FAC SERVICES HOUSEKEEP

**se1servcoff6**

R1 SE1 FAC SERV VAN TO DOCTOR

**se1servcoff7**

R1 SE1 FAC SRV VAN TO STORE EVNT

**se1servcoff8**

R1 SE1 FAC SERV RECREATIONAL FAC

**se1servcoff9**

R1 SE1 FAC SERV SOCIAL EVENTS

**DISPLAY INSTRUCTIONS:**

If FQ task is completed, display [FACILITY NAME] from FQ.  
Else if Ht9a=1 (YES), display {FACILITY NAME} from IMS.  
Else if HT9b<>EMPTY, display {FACILITY NAME} from HT9b.  
Otherwise, display "the place where {you live/SP lives}".

Use "Same Question Stem" display.

If at SE1a, do not display question text in brackets.  
If at SE1b and SE1a was not displayed, do not display question text in brackets.  
Otherwise, display question text in brackets.

**QUESTION TEXT:**

{Whether or not {you use/SP uses} it, does {FACILITY NAME/the place where {you live/SP lives}} offer residents {}}

{variable text [a-i]}

RESPONSE [1] a. meals in a common dining area or in their room?  
RESPONSE [2] b. help with medications?  
RESPONSE [3] c. help with bathing or dressing?  
RESPONSE [4] d. laundry service for linens or clothing?  
RESPONSE [5] e. housekeeping?  
RESPONSE [6] f. a van or shuttle to doctors or other medical care providers?  
RESPONSE [7] g. a van or shuttle to stores or events like concerts?  
RESPONSE [8] h. recreational facilities, like swimming pools, game rooms, or tennis courts, for residents?  
RESPONSE [9] i. organized social events and activities?

**CODES**

- 1 YES
- 2 NO
- REFUSED
- DON'T KNOW

**PROGRAMMER INSTRUCTIONS:**

Array the responses and Variable text columns in the panel  
Display "variable text" in the a-i sequence until all rows have been displayed.

**BOX SE2**

BOXSE2

NOT ON FILE

If any item at SE1a-i = 1 (YES), go to SE2  
Otherwise, go to Section HH - Household

<b>SE2</b>	<b>se1servused1</b>	R1 SE2 SERVS USED MEALS
	<b>se1servused2</b>	R1 SE2 SERVS USED HELP W RX
	<b>se1servused3</b>	R1 SE2 SERVS USED HLP BATH DRESS
	<b>se1servused4</b>	R1 SE2 SERVS USED LAUNDRY
	<b>se1servused5</b>	R1 SE2 SERVS USED HOUSEKEEPING
	<b>se1servused6</b>	R1 SE2 SERVS USED VAN TO DOCTOR
	<b>se1servused7</b>	R1 SE2 SERVS USED VAN TO STORE
	<b>se1servused8</b>	R1 SE2 SERVS USED RECREATION FAC
	<b>se1servused9</b>	R1 SE2 SERVS USED SOCIAL EVENTS

**DISPLAY INSTRUCTIONS:**

If FQ task is completed, display [FACILITY NAME} from FQ.  
 Else if Ht9a=1 (YES), display {FACILITY NAME} from IMS.  
 Else if HT9b<>EMPTY, display {FACILITY NAME} from HT9b.  
 Otherwise, display “the place where {you live/SP lives}”.

If SE1a = 1 (YES), display SE2a.  
 If SE1b = 1 (YES), display SE2b.  
 If SE1c = 1 (YES), display SE2c.  
 If SE1d = 1 (YES), display SE2d.  
 If SE1e = 1 (YES), display SE2e.  
 If SE1f = 1 (YES), display SE2f.  
 If SE1g = 1 (YES), display SE2g.  
 If SE1h = 1 (YES), display SE2h.  
 If SE1i = 1 (YES), display SE2i.

Use "Same Question Stem" display

If at first item, do not display question text in brackets.  
 Otherwise, display question text in brackets.

Display "used" and "in the last month" in bold underlined text.

**QUESTION TEXT:**

[{]Now, for each of the services offered by {FACILITY NAME/the place where {you live/SP lives}}, please tell me whether {you have/SP has} used it in the last month.[}]

{variable text [a-i]}

RESPONSE [1] a. meals (in a common dining areas or in {your/SP's} own room)?  
 RESPONSE [2] b. help with medications?  
 RESPONSE [3] c. help with bathing or dressing?  
 RESPONSE [4] d. laundry services for linens or clothing?  
 RESPONSE [5] e. housekeeping?  
 RESPONSE [6] f. a van or shuttle to doctors or other medical providers?  
 RESPONSE [7] g. a van or shuttle to stores or events like concerts?  
 RESPONSE [8] h. recreational facilities, like swimming pools, game rooms, or tennis courts, for residents?  
 RESPONSE [9] i. organized social events and activities?

**CODES**

- 1 YES
- 2 NO
- REFUSED
- DON'T KNOW

**PROGRAMMER INSTRUCTIONS:**

Array the responses and Variable text columns in the panel.  
Display "variable text" in the a-i sequence until all rows have been displayed.

---

**BOX SE3**

**BOXSE3**

NOT ON FILE

In any item at SE2a-i= 1 (YES), go to SE3.  
Otherwise, go to Section HH - Household.

---

**SE3**

<b>se1payservi1</b>	R1 SE3 PAYMENT FOR SERV MEALS
<b>se1payservi2</b>	R1 SE3 PAYMENT FOR SERV HLP W RX
<b>se1payservi3</b>	R1 SE3 PAY FR SERV HLP BATH DRSS
<b>se1payservi4</b>	R1 SE3 PAYMENT FOR SERV LAUNDRY
<b>se1payservi5</b>	R1 SE3 PAYMNT FOR SERV HOUSEKEEP
<b>se1payservi6</b>	R1 SE3 PAYMNT FR SERV VAN TO DOC
<b>se1payservi7</b>	R1 SE3 PAY FOR SERV VAN TO STORE
<b>se1payservi8</b>	R1 SE3 PAY FOR SERV RECREATION
<b>se1payservi9</b>	R1 SE3 PAY FOR SERV SOCIAL EVNTS

**DISPLAY INSTRUCTIONS:**

- If SE2a = 1 (YES), display SE3a.
- If SE2b = 1 (YES), display SE3b.
- If SE2c = 1 (YES), display SE3c.
- If SE2d = 1 (YES), display SE3d.
- If SE2e = 1 (YES), display SE3e.
- If SE2f = 1 (YES), display SE3f.
- If SE2g = 1 (YES), display SE3g.
- If SE2h = 1 (YES), display SE3h.
- If SE2i = 1 (YES), display SE3i.

Use "Same Question Stem" display.

If at first item, do not display question text in brackets.  
Otherwise display question text in brackets.

**QUESTION TEXT:**

{{}}Last, for each service offered by {FACILITY NAME/the place where {you live/SP lives}} that {you/SP} used in the last month, please tell me if it is included in what {you pay/SP pays} to live here, or if there is an extra charge.{{}}

{variable text [a -i]}

RESPONSE [1] a. meals (in a common dining area or in {your/SP's} own room)?  
RESPONSE [2] b. help with medications?  
RESPONSE [3] c. help with bathing and dressing?  
RESPONSE [4] d. laundry services for linens or clothing?  
RESPONSE [5] e. housekeeping?  
RESPONSE [6] f. a van or shuttle to doctors or other medical care?  
RESPONSE [7] g. a van or shuttle to stores or events like concerts?  
RESPONSE [8] h. recreational facilities, like swimming pools, game rooms, or tennis courts, for residents?  
RESPONSE [9] i. organized social events and activities?

**CODES**

1	INCLUDED
2	EXTRA CHARGE
	REFUSED
	DON'T KNOW

**PROGRAMMER INSTRUCTIONS:**

Array the responses and Variable text columns in the panel.

Display "variable text "in the a- i sequence until all rows have been displayed.

Go to Section HH- Household.

---



---

# NHATS Round 1

Section HH [HOUSEHOLD]

Sequence: 6

---

HH1PRE

HH1PRE

NOT ON FILE

QUESTION TEXT:

Now let's talk about {your/SP's} family.

PRESS 1 AND ENTER TO CONTINUE

---

HH1

hh1martlstat

R1 HH1 MARITAL STATUS

DIPLAY INSTRUCTIONS:

Display "currently" in underlined text.

QUESTION TEXT:

{Are you/Is SP} currently married, living with a partner, separated, divorced, widowed, or never married?

CODES

1	MARRIED	HH3
2	LIVING WITH A PARTNER	HH3
3	SEPARATED	BOX HH13
4	DIVORCED	
5	WIDOWED	
6	NEVER MARRIED	BOX HH13
	REFUSED	BOX HH13
	DON'T KNOW	BOX HH13

PROGRAMMER INSTRUCTIONS:

Write Marital Status for SP to PERSON ROSTER.

---

HH2A

hh1mthendmar (Sensitive)

R1 HH2A MTH MARR END OR SPS PAS

DISPLAY INSTRUCTIONS:

If HH1=4 (DIVORCED), display "{your/SP's} (most recent) marriage end". If

HH1=5 (WIDOWED), display, "{your/SP's} spouse pass away".

Display "month" in underlined text.

QUESTION TEXT:

In what month and year did {{your/SP's} (most recent) marriage end/{your/SP's} spouse pass away}?

ENTER MONTH

ENTER NUMBER

Range  
REFUSED  
DON'T KNOW

1 to 12

**PROGRAMMER INSTRUCTIONS:**

Hard range 1-12

**HH2B**

hh1yrendmarr

R1 HH2B YR MARR END OR SPS PASS

**DISPLAY INSTRUCTIONS:**

If HH1=4 (DIVORCED), display “{your/SP’s} (most recent) marriage end”.  
If HH1=5 (WIDOWED), display, “{your/SP’s} spouse pass away”.  
Display “4-digit year” in underlined text.

**QUESTION TEXT:**

[In what month and year did {{your/SP’s}} (most recent) marriage end/{your/SP’s} spouse pass away?]

ENTER 4-DIGIT YEAR

**ENTER NUMBER**

REFUSED

BOX HH13

DON’T KNOW

BOX HH13

**PROGRAMMER INSTRUCTIONS:**

If date created from (month from HH2a) and (year from HH2b) > CURRENT MONTH and YEAR, display error message "INVALID RESPONSE. MONTH AND YEAR MARRIAGE ENDED/SPOUSE PASSED AWAY CANNOT BE GREATER THAN CURRENT MONTH AND YEAR."

All responses skip to Box HH13

**HH3**

hh1yrsmarliv

R1 HH3 YEARS MARR OR LIV TOGTEHR

**DISPLAY INSTRUCTIONS:**

If PROXY flag=1 (YES) and PROXY RELATIONSHIP=2 (SPOUSE/PARTNER) and HH1=1 (MARRIED), display “have you, “and {SP}”, and “been married”.  
Else if PROXY flag=1 (YES) and PROXY RELATIONSHIP=2 (SPOUSE/PARTNER) and HH1=2 (LIVING WITH A PARTNER), display “have you”, “and {SP}” and “lived together”.  
Else if PROXY flag=1 (YES) and HH1=1 (MARRIED), display “has {SP}” and “been married”.  
Else if PROXY flag=1 (YES) and HH1=2 (LIVING WITH A PARTNER), display “have {SP}”, “and {his/her} partner”, and “lived together”.  
Else If HH1=1 (MARRIED), display “have you” and “been married”.  
Else if HH1=2 (LIVING WITH A PARTNER), display “have you”, “and your partner” and “lived together”.

**QUESTION TEXT:**

How many years {have you/has {SP}/have {SP}} {and {{SP}}/{his/her} partner/your partner} {been married/lived together}?

ENTER NUMBER OF YEARS

IF LESS THAN 1 YEAR, ENTER 0

**ENTER NUMBER**

Range

0 to 80

Soft Range

0 to 60

REFUSED

DON’T KNOW

**PROGRAMMER INSTRUCTIONS:**

Hard range 0-80

Soft range 0-60

---

**BOX HH4A**

**BOXHH4A**

NOT ON FILE

If PROXY flag=1 (YES) and PROXY RELATIONSHIP=2 (SPOUSE/PARTNER), set SPOUSE/PARTNER flag=1 FOR PERSON, and go to HH6a.  
Otherwise, go to HH4a.

---

**HH4A**

**HH4A**

NOT ON FILE

**DISPLAY INSTRUCTIONS:**

If HH1=1 (MARRIED), display "spouse".

If HH1=2 (LIVING WITH A PARTNER), display "partner".

Display "FIRST" in bold underlined text.

**QUESTION TEXT:**

What is {your/SP's} {spouse/partner}'s name?

ENTER FIRST NAME. CONFIRM SPELLING

ENTER TEXT

Length

25

**PROGRAMMER INSTRUCTIONS:**

HH4a, HH4b, and HH4c are displayed on the same screen.

---

**HH4B**

**HH4B**

NOT ON FILE

**DISPLAY INSTRUCTIONS:**

Display "MIDDLE" in bold underlined text.

**QUESTION TEXT:**

[What is {your/SP's} {spouse/partner}'s name?]

ENTER MIDDLE NAME. CONFIRM SPELLING

PRESS ENTER IF NO MIDDLE NAME OR INITIAL

ENTER TEXT

Length

25

**PROGRAMMER INSTRUCTIONS:**

HH4a, HH4b, and HH4c are displayed on the same screen.

Allow empty.

---

---

**HH4C****op1relatnshp**

R1 OTHR PRSN RELATIONSHIP TO SP

**DISPLAY INSTRUCTIONS:**

Display "LAST" in bold underlined text.

**QUESTION TEXT:**

[What is {your/SP's}{spouse/partner}'s name?]

ENTER LAST NAME. CONFIRM SPELLING

**ENTER TEXT**

Length

25

**PROGRAMMER INSTRUCTIONS:**

HH4a, HH4b, and HH4c are displayed on the same screen.

Write SPOUSE/PARTNER name from HH4 to PERSON ROSTER. Set SPOUSE/PARTNER flag = 1 (YES) for person entered at HH4. Set RELATIONSHIP = 2 (SPOUSE/PARTNER).

---

**HH5****hh1spgender**

R1 HH5 GENDER OF SPOUSE

**op1gender**

R1 OTHER PERSON GENDER

**DISPLAY INSTRUCTIONS:**

If HH1=1 (MARRIED), display "spouse".

If HH1=2 (LIVING WITH A PARTNER), display "partner".

**QUESTION TEXT:**

ASK IF NECESSARY: Is {your/SP's}{spouse/partner} male or female?

**CODES**

1	MALE
2	FEMALE

**PROGRAMMER INSTRUCTIONS:**

Write SPOUSE/PARTNER gender from HH5 to PERSON ROSTER.

---

**HH6A****hh1modob (Sensitive)**

R1 HH6A MONTH DOB OF SPOUSE

**op1birthmth (Sensitive)**

R1 OTHER PERSON MONTH OF BIRTH

**DISPLAY INSTRUCTIONS:**

If PROXY flag=1 (YES) and PROXY RELATIONSHIP=2 (SPOUSE/PARTNER), display "your".

Otherwise, display "{SPOUSE/PARTNER FIRST NAME LAST NAME}'s".

Display HH6a, HH6b, and HH6c on the same screen.

Display "month" as underlined text.

**QUESTION TEXT:**

What is {your/{SPOUSE/PARTNER FIRST NAME LAST NAME}'s} date of birth?

ENTER MONTH

**ENTER NUMBER**

Range 1 to 12  
REFUSED  
DON'T KNOW

**PROGRAMMER INSTRUCTIONS:**

Hard range 1-12

---

**HH6B**

**hh1daydob (Restricted)** R1 HH6B DAY DOB OF SPOUSE

**DISPLAY INSTRUCTIONS:**

If PROXY flag=1 (YES) and PROXY RELATIONSHIP=2 (SPOUSE/PARTNER), display "your".  
Otherwise, display "{SPOUSE/PARTNER FIRST NAME LAST NAME}'s".  
Display HH6a, 6b, and 6c, on the same screen.

Display "day" as underlined text.

**QUESTION TEXT:**

[What is {your/{SPOUSE/PARTNER FIRST NAME LAST NAME}'s} date of birth?]

ENTER DAY

**ENTER NUMBER**

Range 1 to 31  
REFUSED  
DON'T KNOW

**PROGRAMMER INSTRUCTIONS:**

Hard range 1-31

---

**HH6C**

**hh1yrdob (Sensitive)** R1 HH6C YEAR DOB OF SPOUSE  
**op1birthyear (Sensitive)** R1 OTHER PERSON MONTH OF BIRTH

**DISPLAY INSTRUCTIONS:**

If PROXY flag=1 (YES) and PROXY RELATIONSHIP=2 (SPOUSE/PARTNER), display "your".  
Otherwise, display "{SPOUSE/PARTNER FIRST NAME LAST NAME}'s".

Display HH6a, 6b, and 6c, on the same screen.

Display "year" as underlined text.

**QUESTION TEXT:**

[What is {your/{SPOUSE/PARTNER FIRST NAME LAST NAME}'s} date of birth?]

ENTER YEAR

**ENTER NUMBER**

REFUSED  
DON'T KNOW

---

**PROGRAMMER INSTRUCTIONS:**

Hard range: CURRENT YEAR – 110.

If HH6a ≥1 and HH6b ≥1 and HH6c ≥1, compute PERSON AGE as (CURRENT DATE - HH6a-c DOB) and prefill HH7.

Otherwise, go to HH8.

**HH7**

**hh1dspousage (Sensitive)** R1 D SPOUSE AGE

**DISPLAY INSTRUCTIONS:**

If PROXY flag=1 (YES) and PROXY RELATIONSHIP=2 (SPOUSE/PARTNER), display “you”. Otherwise, display “{FIRSTNAME LASTNAME}”.

**QUESTION TEXT:**

That makes {you/{FIRSTNAME LASTNAME}}{CALCULATED AGE} today. Is that correct?

**CODES**

1	YES	HHg
2	NO	HH6A
	REFUSED	HHg
	DON'T KNOW	HHg

**PROGRAMMER INSTRUCTIONS:**

If HH7 = in (1 (yes), DK, RF) write PERSON AGE to PERSON ROSTER.

**HH8**

**hh1dspousage (Sensitive)** R1 D SPOUSE AGE

**DISPLAY INSTRUCTIONS:**

If PROXY flag=1 (YES) and PROXY RELATIONSHIP=2 (SPOUSE/PARTNER), display “are you”. Otherwise, display “is {FIRSTNAME LASTNAME}”.

**QUESTION TEXT:**

How old {are you/is {FIRSTNAME LASTNAME}}?  
ENTER AGE

**ENTER NUMBER**

Range	18 to 110
Soft Range	55 to 99
REFUSED	
DON'T KNOW	

**PROGRAMMER INSTRUCTIONS:**

Hard range: 18-110. Soft

range: 55-99.

Write SPOUSE/PROXY age to PERSON ROSTER.

If HH8 = DK or RF, display “DK” or “RF” in matrix age field.

---

**HH9****hh1spouseduc**

R1 HH9 HIGHEST EDUC OF SPOUSE

**op1leveledu**

R1 OP HIGHEST LEVEL EDUCATION

**DISPLAY INSTRUCTIONS:**

If PROXY flag=1 (YES) and PROXY RELATIONSHIP=2 (SPOUSE/PARTNER), display “you”.  
Otherwise, display “SPOUSE/PARTNER FIRST NAME LAST NAME”.

**QUESTION TEXT:**

SHOWCARD HH1

What is the highest degree or level of school {you/{SPOUSE/PARTNER FIRST NAME LAST NAME}} completed?

**CODES**

- |   |  |
|---|--|
| 1 | NO SCHOOLING COMPLETED   |
| 2 | 1 <sup>ST</sup> -8 <sup>TH</sup> GRADE   |
| 3 | 9 <sup>TH</sup> -12 <sup>TH</sup> GRADE (NO DIPLOMA)   |
| 4 | HIGH SCHOOL GRADUATE (HIGH SCHOOL DIPLOMA OR EQUIVALENT)   |
| 5 | VOCATIONAL, TECHNICAL, BUSINESS, OR TRADE SCHOOL CERTIFICATE OR DIPLOMA (BEYOND HIGH SCHOOL LEVEL) |
| 6 | SOME COLLEGE BUT NO DEGREE   |
| 7 | ASSOCIATE’S DEGREE   |
| 8 | BACHELOR’S DEGREE  |
| 9 | MASTER’S, PROFESSIONAL, OR DOCTORAL DEGREE   |
|   | REFUSED  |
|   | DON’T KNOW   |

**PROGRAMMER INSTRUCTIONS:**

Write education level to PERSON ROSTER.  
If HH9 = DK or RF, display “DK” or “RF” in matrix education field.

---

**HH10****hh1spouchl**

R1 HH10 SPOUS NEED PERS CARE HLP

**DISPLAY INSTRUCTIONS:**

If PROXY flag=1 (YES) and PROXY RELATIONSHIP=2 (SPOUSE/PARTNER), display “do you”.  
Otherwise, display “does {SPOUSE/PARTNER FIRST NAME LAST NAME}”.

**QUESTION TEXT:**

Because of a physical, mental, or emotional condition, {do you/does {SPOUSE/PARTNER FIRST NAME LAST NAME}} need the help of another person with personal care needs, such as eating, bathing, dressing, or getting around inside the home?

**CODES**

- |   |            |
|---|------------|
| 1 | YES        |
| 2 | NO         |
|   | REFUSED    |
|   | DON’T KNOW |

**HH11****hh1livwthspo**  
**op1prsninh**R1 HH11 LIVE WITH SPOUSE PARTNER  
R1 OTHER PRSN IN HOUSEHOLD**DISPLAY INSTRUCTIONS:**

If PROXY flag=1 (YES) and PROXY RELATIONSHIP=2 (SPOUSE/PARTNER), display “you live” and “{SP}”.

Else if PROXY flag=1 (YES), display “{SPOUSE/PARTNER FIRST NAME LAST NAME} lives” and “{SP}”.

Otherwise, display “{SPOUSE/PARTNER FIRST NAME LAST NAME} lives” and “you”.

**QUESTION TEXT:**

Just to confirm, {you live/{SPOUSE/PARTNER FIRST NAME LAST NAME} lives} with {{SP}/you}, is that correct?

**CODES**

1	YES	BOX HH13
2	NO	
	REFUSED	BOX HH13
	DON'T KNOW	BOX HH13

**PROGRAMMER INSTRUCTIONS:**

If HH11=1 (YES), set INHOUSEHOLD flag = 1 (YES) for SPOUSE/PARTNER.

**HH12****hh1placekind**

R1 HH12 KIND OF PLACE LIVE IN

**DISPLAY INSTRUCTIONS:**

If PROXY flag=1 (YES) and PROXY RELATIONSHIP=2 (SPOUSE/PARTNER), display “are you”.

Otherwise, display “{SPOUSE/PARTNER FIRSTNAME LASTNAME} is”.

**QUESTION TEXT:**

SHOWCARD HH2

What kind of place {are you/is {SPOUSE/PARTNER FIRSTNAME LASTNAME}} living in now?

PRESS F1 FOR HELP SCREEN

**CODES**

1	PRIVATE RESIDENCE	BOX HH13
2	A GROUP HOME, BOARD AND CARE, OR SUPERVISED HOUSING	BOX HH13
3	ASSISTED LIVING FACILITY OR CONTINUING CARE RETIREMENT COMMUNITY (CCRC)	BOX HH13
5	NURSING HOME	BOX HH13
91	OTHER (SPECIFY)	
	REFUSED	BOX HH13
	DON'T KNOW	BOX HH13



HH12A

HH12A

NOT ON FILE

QUESTION TEXT:

SPECIFY OTHER TYPE OF PLACE

ENTER TEXT

Length

50

BOX HH13

BOXHH13

NOT ON FILE

If FACILITY flag = 1 (yes), go to Section CS.  
Else if If PROXY flag=1 and PROXY RELATIONSHIP=35, go to HH13b.  
Else if PROXY flag=1 and PROXY RELATIONSHIP =3-34, 91, or 92, go to HH13a. Otherwise, go to HH13b.

HH13a

hh1proxlivsp

R1 HH13A PROXY LIVES W SP

op1prsninhh

R1 OTHER PRSN IN HOUSEHOLD

QUESTION TEXT:

Do you live here with {SP}?

CODES

- 1 YES
- 2 NO

PROGRAMMER INSTRUCTIONS:

If HH13a=1 (YES), set INHOUSEHOLD flag=1 (YES) for PROXY PERSON.

HH13b

hh1othlvhere

R1 HH13B ANYONE ELSE LIVE HERE

DISPLAY INSTRUCTIONS:

If PROXY flag = 2 (NO) or [PROXY flag = 1(YES) and PROXY RELATIONSHIP = 2 (SPOUSE/PARTNER) and INHOUSEHOLD flag for SPOUSE/PARTNER= 1 (YES)], display "you".  
Else if PROXY flag=1 (YES) and INHOUSEHOLD flag for PROXY=1 (YES) and PROXY RELATIONSHIP # 2 (SPOUSE/PARTNER), display "you and SP".  
Otherwise, display "{SP}".

IF INHOUSEHOLD flag=1 (YES) for SPOUSE/PARTNER, display "and {SP FIRSTNAME LASTNAME/SPOUSE/PARTNER FIRSTNAME LASTNAME}"  
If PROXY RELATIONSHIP = 2 (SPOUSE/PARTNER), display "SP FIRSTNAME LASTNAME".  
Otherwise, display "SPOUSE/PARTNER FIRSTNAME LASTNAME".

QUESTION TEXT:

Does anyone else live (here) with {{you/SP/you and SP} and {SP FIRSTNAME LASTNAME/SPOUSE/PARTNER FIRSTNAME LASTNAME}}?

CODES

- 1 YES

**HH14****op1prsninh**

R1 OTHER PRSN IN HOUSEHOLD

**DISPLAY INSTRUCTIONS:**

Display HHMEMBER ROSTER as a grid. Display SP, SPOUSE/PARTNER if INHOUSEHOLD flag=1 (YES), and PROXY if INHOUSEHOLD flag=1 (YES) on the HHMEMBER GRID.

Display questions HH14-HH19 on full matrix screen.

If INHOUSEHOLD flag = 1 (yes) for PROXY PERSON, display "you and {SP}".

Else if PROXY flag=2 (NO), display "you"

Otherwise, display "{SP}".

If at HH14a-b, do not display question text in brackets during first entry to person roster.

Otherwise, display question text in brackets.

**QUESTION TEXT:**

{{Please tell me the names of all of the people who usually live (here) with {you and {SP}/you/{SP}}. Please include people temporarily absent.}}

PROBE: Is there anyone else living (here) with {you and {SP}/you/{SP}}?

PRESS 1 and ENTER TO CONTINUE

**PROGRAMMER INSTRUCTIONS:**

Display grid with SP preloaded, and Proxy preloaded if INHOUSEHOLD flag= 1 (YES) for PROXY PERSON.

For each HHMEMBER ROSTER addition, set INHOUSEHOLD flag= 1 (YES).

Allow up to 15 row entries.

Allow movement between grid items using the arrow keys.

When exiting matrix, if any blank fields, return cursor to the blank field and display appropriate error message.

Text field is 25 char for each name field.

Go to HH20 when matrix is complete

**HH14A****HH14A**

NOT ON FILE

**DISPLAY INSTRUCTIONS:**

Display "first" in underlined text

**QUESTION TEXT:**

{{What is (his/her) first name?}}

CONFIRM SPELLING

PRESS ENTER IF MATRIX IS COMPLETE

**ENTER TEXT**

Length

25

HH14B

HH14B

NOT ON FILE

**DISPLAY INSTRUCTIONS:**

Display "last" in underlined text

**QUESTION TEXT:**

{[]What is (his/her) last name?[]}

CONFIRM SPELLING

**ENTER TEXT**

Length

25

**HH15**

**op1relatnshp**

R1 OTHR PRSN RELATIONSHIP TO SP

**op1childinhh**

R1 HH15 CHILD IN HOUSEHOLD

**op1gender**

R1 OTHER PERSON GENDER

**DISPLAY INSTRUCTIONS:**

Display HOUSEHOLD RELATIONSHIP CODE LIST.

**QUESTION TEXT:**

What is {FIRSTNAME LASTNAME}'s relationship to {you/SP}?

PRESS F1 FOR HELP SCREEN

**CODES**

- 3 DAUGHTER
- 4 SON
- 5 DAUGHTER-IN-LAW
- 6 SON-IN-LAW
- 7 STEPDAUGHTER
- 8 STEPSON
- 9 SISTER
- 10 BROTHER
- 11 SISTER-IN-LAW
- 12 BROTHER-IN-LAW
- 13 MOTHER
- 14 STEPMOTHER
- 15 MOTHER-IN-LAW
- 16 FATHER
- 17 STEPFATHER
- 18 FATHER-IN-LAW
- 19 GRANDDAUGHTER
- 20 GRANDSON
- 21 NIECE
- 22 NEPHEW
- 23 AUNT
- 24 UNCLE
- 25 COUSIN
- 26 STEPDAUGHTER'S SON/DAUGHTER
- 27 STEPSON'S SON/DAUGHTER

28	DAUGHTER-IN-LAW'S SON/DAUGHTER
29	SON-IN-LAW'S SON/DAUGHTER
30	BOARDER/RENTER
31	PAID AIDE/HOUSEKEEPER/EMPLOYEE
32	ROOMMATE
33	EX-WIFE/EX-HUSBAND
34	BOYFRIEND/GIRLFRIEND
36	FRIEND
91	OTHER RELATIVE
92	OTHER NONRELATIVE

**PROGRAMMER INSTRUCTIONS:**

If HH15 = 3 (daughter), 5 (daughter-in-law), 7 (stepdaughter), 9 (sister), 11 (sister-in-law), 13 (mother), 14 (stepmother), 15 (mother-in-law), 19 (granddaughter), 21 (niece), or 23 (aunt), set PERSON GENDER = 2 (female) and go to HH17a.

ELSE If HH15 = 4 (son), 6 (son-in-law), 8 (stepson), 10 (brother), 12 (brother-in-law), 16 (father), 17 (stepfather), 18 (father-in-law), 20 (grandson), 22 (nephew), or 24 (uncle), set PERSON GENDER = 1 (male) and go to HH17a. Otherwise, go to HH16.

If HH15 = 3 (daughter), 4 (son), 7 (stepdaughter), or 8 (stepson), set CHILDINH flag = 1 (yes) for ROSTER PERSON

**HH16**

**op1gender**

R1 OTHER PERSON GENDER

**QUESTION TEXT:**

Is {FIRST NAME LAST NAME} male or female?

**CODES**

1	MALE
2	FEMALE

**PROGRAMMER INSTRUCTIONS:**

If HH16 = 1, set PERSON GENDER = 1 (male), and display "M" in matrix gender field.

If HH16 = 2, set PERSON GENDER = 2 (female), and display "F" in matrix gender field.

**BOX HH17**

**BOXHH17**

NOT ON FILE

If HH15 = 25-36, 91 or 92, set HH17a-c, HH18, and HH19 as NOT REQUIRED and go to HH14a. Otherwise, go to HH17a.

**HH17A**

**op1birthmth (Sensitive)**

R1 OTHER PERSON MONTH OF BIRTH

**DISPLAY INSTRUCTIONS:**

Display HH17a, 17b, and 17c, on the same screen.

Display "month" as underlined text.

**QUESTION TEXT:**

What is {FIRSTNAME LASTNAME}'s date of birth?

ENTER MONTH

**ENTER NUMBER**

Range  
REFUSED  
DON'T KNOW

1 to 12

**PROGRAMMER INSTRUCTIONS:**

Hard range 1-12

---

**HH17B**

**op1birthday (Sensitive)**

R1 OTHER PERSON DAY OF BIRTH

**DISPLAY INSTRUCTIONS:**

Display HH17a, 17b, and 17c, on the same screen.  
Display “day” as underlined text.

**QUESTION TEXT:**

What is {FIRSTNAME LASTNAME}'s date of birth?

ENTER DAY

**ENTER NUMBER**

Range  
REFUSED  
DON'T KNOW

1 to 31

**PROGRAMMER INSTRUCTIONS:**

Hard range 1-31

---

**HH17C**

**op1birthyear**

R1 OTHER PERSON YEAR OF BIRTH

**DISPLAY INSTRUCTIONS:**

Display HH17a, 17b, and 17c, on the same screen.  
Display “year” as underlined text.

**QUESTION TEXT:**

What is {FIRSTNAME LASTNAME}'s date of birth?

ENTER YEAR

**ENTER NUMBER**

REFUSED  
DON'T KNOW

**PROGRAMMER INSTRUCTIONS:**

Hard range: CURRENT YEAR – 110.  
If HH17a ≥ 1 and HH17b ≥ 1 and HH17c ≥ 1, compute PERSON AGE as (CURRENT DATE - HH17a-c DOB) and prefill HH18.  
Otherwise, go to HH19.

---

**HH18**

**HH18**

NOT ON FILE

**QUESTION TEXT:**

That makes {FIRSTNAME LASTNAME} {CALCULATED AGE} today. Is that correct?

**CODES**

1	YES	HH14
2	NO	HH17
	REFUSED	HH14
	DON'T KNOW	HH14

**PROGRAMMER INSTRUCTIONS:**

If HH18 = 1 (yes), write HHMEMBER AGE to PERSON ROSTER.  
If HH18 = DK or RF, display "DK" or "RF" in matrix age field.

---

**HH19**

**HH19**

NOT ON FILE

**QUESTION TEXT:**

How old is {FIRSTNAME LASTNAME}?

ENTER AGE  
IF LESS THAN 1 YEAR, ENTER 0

**ENTER NUMBER**

Range 0 to 110  
REFUSED  
DON'T KNOW

**PROGRAMMER INSTRUCTIONS:**

Numeric field range: 0-110.  
Write PERSON AGE to PERSON ROSTER.

If HH19 = DK or RF, display "DK" or "RF" in matrix age field.  
Go to HH14.

---

**HH20**

**HH20**

NOT ON FILE

**QUESTION TEXT:**

IS THE HOUSEHOLD MATRIX COMPLETE?

**CODES**

1	YES	SECTION CS
2	NO	HH14

**Derived Variables from Items in the HH Section**

<b>hh1dspouseid</b>	R1 D SPOUSE ID
<b>hh1dlvngarrg</b>	R1 D LIVING ARRANGEMENT
<b>hh1dspousage</b>	R1 D SPOUSE AGE
<b>hh1dhshldnum</b>	R1 D TOTAL NUMBER IN HOUSEHOLD
<b>hh1dhshldchd</b>	R1 D TOTAL CHILDREN IN HOUSEHOLD

---

# NHATS Round 1

Section CS [CHILDREN AND SIBLINGS]

Sequence: 7

---

**CS1**

**cs1dreconcil**

R1 D CS1 OP RECORD RECONCILE

**DIPLAY INSTRUCTIONS:**

If any roster entries with relationship codes = 3 (DAUGHTER), 4 (SON), 7 (STEPDAUGHTER), or 8 (STEPSON), display "Besides {you/{FIRST NAME LASTNAME of roster entry with 3 (DAUGHTER), 4 (SON), 7 (STEPDAUGHTER), or 8 (STEPSON)}", "{do you/does SP}" and "other".  
Otherwise, display "{Do you /Does SP}".

If PROXY flag = 1 (YES) and PROXY RELATIONSHIP = 3 (DAUGHTER), 4 (SON), 7 (STEPDAUGHTER), or 8 (STEPSON), display "you".  
Otherwise, display "{FIRSTNAME LASTNAME of roster entry with 3 (DAUGHTER), 4 (SON), 7 (STEPDAUGHTER), or 8 (STEPSON)}".

If (PROXY flag = 1 (YES) and PROXY RELATIONSHIP = 3 (DAUGHTER), 4 (SON), 7 (STEPDAUGHTER), or 8 (STEPSON)) and (any other roster entries with codes = 3 (DAUGHTER), 4 (SON), 7 (STEPDAUGHTER), or 8 (STEPSON)), display "and" and "{FIRSTNAME LASTNAME of roster entry with 3 (DAUGHTER), 4 (SON), 7 (STEPDAUGHTER), or 8 (STEPSON)}".

If more than one name displayed, display "and" between each one.

If PROXY flag is null or [PROXY flag = 1 (YES) and PROXY RELATIONSHIP = 2 (SPOUSE/PARTNER)], display "do you" or "Do you".  
Otherwise, display "does SP" or "Does SP".

**QUESTION TEXT:**

{Besides {you/{ and} {FIRSTNAME LASTNAME of roster entry with 3 (DAUGHTER), 4 (SON), 7 (STEPDAUGHTER) or 8 (STEPSON)}, {do you/does SP}}/ {Do you/Does SP}} have any {other} living children, including stepchildren?

**CODES**

1	YES	CS2PRE
2	NO	
	REFUSED	
	DON'T KNOW	

---

**BOX CS2**

**BOXCS2**

NOT ON FILE

IF PROXY RESPONDENT flag = 1 (YES) and [PROXY ROSTER MEMBER relationship code = 3 (DAUGHTER), 4 (SON), 7 (STEPDAUGHTER) or 8 (STEPSON)] and INHOUSEHOLD flag = 1 (YES), set CHILDIRHH flag = 1 (YES) for PROXY ROSTER MEMBER.  
If any roster entries with CHILDIRHH flag = 1 (yes), go to CS9PRE.  
Otherwise, go to CS14.

---



**DISPLAY INSTRUCTIONS:**

Display CHILDREN ROSTER as a grid.

Display questions CS2-CS7b on full matrix screen.

Do not display question text in brackets during first entry to person roster.  
Otherwise, display question text in brackets.

Display "first" as underlined text.

**QUESTION TEXT:**

{}Please tell me their names and whether they are {your/{SP}'s} daughter, son, stepdaughter, or stepson.{}  
What is (his/her) first name?

CONFIRM SPELLING

PROBE IF NECESSARY: {Do you/Does {SP}} have any other living children?

PRESS ENTER IF MATRIX IS COMPLETE

**PROGRAMMER INSTRUCTIONS:**

For each ROSTER addition, set CHILDNOTINH flag= 1 (YES) for ROSTER PERSON.

Allow up to 15 row entries.

Allow movement between grid items using the arrow keys.

Go to CS8 when matrix is complete.

---

**CS2A****CS2A**

NOT ON FILE

**DISPLAY INSTRUCTIONS:**

Display "first" in underlined text.

**QUESTION TEXT:**

What is (his/her) first name?

CONFIRM SPELLING

**ENTER TEXT**

Length

25

---

**CS2B****CS2B**

NOT ON FILE

**DISPLAY INSTRUCTIONS:**

Display "last" in underlined text.

**QUESTION TEXT:**

What is (his/her) last name?

CONFIRM SPELLING

ENTER TEXT

Length

25

**CS3**

**op1relatnshp**

R1 OTHER PRSN RELATIONSHIP TO SP

**op1gender**

R1 OTHER PERSON GENDER

**DISPLAY INSTRUCTIONS:**

Display CHILD RELATIONSHIP CODE LIST.

**QUESTION TEXT:**

What is {FIRSTNAME LASTNAME}'s relationship to {you/SP}?

PRESS F1 FOR HELP SCREEN

**CODES**

3	DAUGHTER
4	SON
7	STEPDAUGHTER
8	STEPSON

**PROGRAMMER INSTRUCTIONS:**

If CS3 = 3 (daughter) or 7 (stepdaughter), set PERSON GENDER = 2 (female), and display "F" in matrix gender field.

ELSE set PERSON GENDER = 1 (male), and display "M" in matrix gender field.

**CS4A**

**op1birthmth (Sensitive)**

R1 OTHER PERSON MONTH OF BIRTH

**DISPLAY INSTRUCTIONS:**

Display "month" as underlined text.

**QUESTION TEXT:**

What is {FIRSTNAME LASTNAME}'s date of birth?

ENTER MONTH

**ENTER NUMBER**

Range  
REFUSED  
DON'T KNOW

1 to 12

**CS4B**

**CS4B**

NOT ON FILE

**DISPLAY INSTRUCTIONS:**

Display CS4a, CS4b, and CS4c, on the same screen.

Display "day" as underlined text

**QUESTION TEXT:**

[What is {FIRSTNAME LASTNAME}'s date of birth?]

ENTER DAY

**ENTER NUMBER**

Range 1 to 31  
REFUSED  
DON'T KNOW

**CS4C**

**op1birthyear (Sensitive)** R1 OTHER PERSON YEAR OF BIRTH

**DISPLAY INSTRUCTIONS:**

Display CS4a, CS4b, and CS4c, on the same screen.

Display "year" as underlined text.

**QUESTION TEXT:**

[What is {FIRSTNAME LASTNAME}'s date of birth?]

ENTER YEAR

**ENTER NUMBER**

REFUSED  
DON'T KNOW

**PROGRAMMER INSTRUCTIONS:**

Hard range: CURRENT YEAR – 95.

Soft range: (CURRENT YEAR – 20) – (CURRENT YEAR – 75)

If CS4c violates hard range, display error message "YEAR OF BIRTH OUTSIDE OF RANGE, CONFIRM WITH RESPONDENT AND RE-ENTER".

If CS4a ≥ 1 and CS4b ≥ 1 and CS4c ≥ 1, compute PERSON AGE as (CURRENT DATE - CS4a-c DOB) and prefill CS5. Otherwise, go to CS6.

**CS5**

**op1age (Sensitive)** R1 OTHER PERSON AGE  
**op1dage** R1 D OTH PERSN CAT AGE AT INTVW

**QUESTION TEXT:**

That makes {FIRSTNAME LASTNAME}{CALCULATED AGE} today. Is that correct?

**CODES**

1	YES	CS7A
2	NO	CS4A
	REFUSED	CS7A
	DON'T KNOW	CS7A

**PROGRAMMER INSTRUCTIONS:**

If CS5 = 1 (yes), write person AGE to PERSON ROSTER.

If CS5 = DK or RF, display "DK" or "RF" in matrix age field.

**CS6**

**op1age (Sensitive)**  
**op1dage**

R1 OTHER PERSON AGE  
R1 D OTH PERSN CAT AGE AT INTVW

**QUESTION TEXT:**

How old is {FIRSTNAME LASTNAME}?

ENTER AGE

IF LESS THAN 1 YEAR, ENTER 0

**ENTER NUMBER**

Range	0 to 95
Soft Range	15 to 75
REFUSED	
DON'T KNOW	

**PROGRAMMER INSTRUCTIONS:**

Write PERSON AGE to PERSON ROSTER.  
If CS6 = DK or RF, display "DK" or "RF" in matrix age field.

**CS7A**

**op1cityres (Restricted)**

R1 OTHER PRSN CITY OF RESIDENCE

**DISPLAY INSTRUCTIONS:**

Display "CITY" in underlined text.  
Display CS7a and CS7b on the same screen.

**QUESTION TEXT:**

In what city and state does {FIRSTNAME LASTNAME} live?

ENTER CITY.

CONFIRM SPELLING

**ENTER TEXT**

Length	25
REFUSED	
DON'T KNOW	

**CS7B**

**op1stateres (Restricted)**

R1 OTHER PRSN STATE OF RESIDENCE

**DISPLAY INSTRUCTIONS:**

Display CS7a and CS7b on the same screen.

**QUESTION TEXT:**

[In what city and state does {FIRSTNAME LASTNAME} live?]

ENTER STATE

TYPE THE FIRST LETTER OF THE STATE, THEN USE ARROW KEYS IF NEEDED TO LOCATE STATE, AND PRESS ENTER TO SELECT

ENTER TEXT

REFUSED  
DON'T KNOW

**PROGRAMMER INSTRUCTIONS:**

Use lookup file of state names.  
Write PERSON CITY and STATE to PERSON ROSTER.  
Go to CS2.

---

**CS8**

**CS8**

NOT ON FILE

**QUESTION TEXT:**

IS THE CHILDREN MATRIX COMPLETE?

**CODES**

1	YES	
2	NO	CS2

---

**CS9PRE**

**CS9PRE**

NOT ON FILE

**QUESTION TEXT:**

Now I have a few questions about each of {your/SP's} children.

PRESS 1 AND ENTER TO CONTINUE

---

**CS9**

**op1leveledu**

R1 OP HIGHEST LEVEL EDUCATION

**DISPLAY INSTRUCTIONS:**

Display ROSTER as a grid.  
Display questions CS9-CS12 on full matrix screen.

**QUESTION TEXT:**

SHOWCARD CS1

What is the highest degree or level of school {FIRSTNAME LASTNAME} completed?

**CODES**

1	NO SCHOOLING COMPLETED
2	1 <sup>ST</sup> -8 <sup>TH</sup> GRADE
3	9 <sup>TH</sup> -12 <sup>TH</sup> GRADE (NO DIPLOMA)
4	HIGH SCHOOL GRADUATE (HIGH SCHOOL DIPLOMA OR EQUIVALENT)
5	VOCATIONAL, TECHNICAL, BUSINESS, OR TRADE SCHOOL CERTIFICATE OR DIPLOMA (BEYOND HIGH SCHOOL LEVEL)
6	SOME COLLEGE BUT NO DEGREE
7	ASSOCIATE'S DEGREE
8	BACHELOR'S DEGREE
9	MASTER'S, PROFESSIONAL, OR DOCTORAL DEGREE

---

REFUSED  
DON'T KNOW

**PROGRAMMER INSTRUCTIONS:**

Display grid with FIRSTNAME LASTNAME of roster entries with CHILDINH flag = 1 (yes) or CHILDNOTINH flag = 1 (yes) preloaded.

Allow movement between grid items using the arrow keys.

When exiting matrix, if any blank fields in matrix CS2-CS7b, or matrix CS9-CS12, return cursor to the blank field and display appropriate error message.

Go to CS13 when matrix is complete.

Write education level to PERSON ROSTER.

Display the following in the matrix education field for CS9 response values: 1: "NONE", 2: "PRE-8TH", 3: "9TH-12TH", 4: "HS GRAD", 5: "VOC/TECH", 6: "SOME COLL", 7: "AA", 8: "BA", 9: "POSTGRAD", DK: "DK", RF: "RF".

---

**CS10**

**op1martlstat**

R1 OTHER PERSON MARITAL STATUS

**QUESTION TEXT:**

Is {FIRSTNAME LASTNAME} married, living with a partner, separated, divorced, widowed, or never married?

**CODES**

1	MARRIED
2	LIVING WITH A PARTNER
3	SEPARATED
4	DIVORCED
5	WIDOWED
6	NEVER MARRIED
	REFUSED
	DON'T KNOW

**PROGRAMMER INSTRUCTIONS:**

Write Marital Status to PERSON ROSTER.

---

**CS11**

**op1numchldr**

R1 OTHER PRSN NUMBER OF CHILDREN

**QUESTION TEXT:**

How many living children does {FIRSTNAME LASTNAME} have?

IF NEEDED: Include step and adopted children.

ENTER NUMBER OF CHILDREN

**ENTER NUMBER**

Range	0 to 24
Soft Range	0 to 10
REFUSED	
DON'T KNOW	

**PROGRAMMER INSTRUCTIONS:**

Hard Range: 0-24.  
Soft range: 0-10.

Write number of children to PERSON ROSTER.

If CS11 =0, RF, or DK go to CS9.

---

**CS12**

**op1anychdu18**

R1 OTH PRS ANY CHILDREN UNDER 18

**QUESTION TEXT:**

Are any of {FIRSTNAME LASTNAME}'s children under age 18?

**CODES**

1	YES	
2	NO	CS9
	REFUSED	CS9
	DON'T KNOW	CS9

---

**CS12a**

**op1numchdu18**

R1 OTH PR NUMBER OF CHILDREN U18

**QUESTION TEXT:**

How many children are under age 18?

**ENTER NUMBER**

Range	1 to 20
REFUSED	
DON'T KNOW	

**PROGRAMMER INSTRUCTIONS:**

Write number of children under 18 to PERSON ROSTER.

If CS12a >CS11, display error message "NUMBER OF CHILDREN UNDER 18 CANNOT BE GREATER THAN TOTAL NUMBER OF CHILDREN".

Write FIRST NAME, LAST NAME, RELATIONSHIP, DOB, AGE, CITY, STATE, EDUCATION LEVEL, MARITAL STATUS, # OF CHILDREN, AND # OF CHILDREN UNDER 18 TO PERSON ROSTER FOR ROSTER MEMBER.

Go to CS9.

---

**CS13**

**CS13**

NOT ON FILE

**QUESTION TEXT:**

IS THE CHILDREN MATRIX COMPLETE?

**CODES**

1	YES	
2	NO	CS2

---

**CS14**

**cs1sistrsnum**

R1 CS14 NUMBER OF LIVING SISTERS

**QUESTION TEXT:**

How many living sisters {do you/does SP} have?

ENTER NUMBER OF SISTERS

**ENTER NUMBER**

Range 0 to 20  
Soft Range 0 to 10  
REFUSED  
DON'T KNOW

**PROGRAMMER INSTRUCTIONS:**

Hard Range: 0-20.  
Soft range: 0-10.

**CS15**

**cs1brthrsnum**

R1 CS15 NUMBER OF LIVNG BROTHERS

**QUESTION TEXT:**

How many living brothers {do you/does SP} have?

ENTER NUMBER OF BROTHERS

**ENTER NUMBER**

Range 0 to 20  
Soft Range 0 to 10  
REFUSED  
DON'T KNOW

**PROGRAMMER INSTRUCTIONS:**

Hard Range: 0-20.  
Soft range: 0-10.

Go to Section SN – Social Network.

**Derived Variables from Items in CS Section**

<b>op1dage</b>	R1 D OTH PERSN CAT AGE AT INTVW
<b>cs1dnumchild</b>	R1 D NUMBER OF CHILDREN
<b>cs1dnumstpchd</b>	R1 D NUMBER OF STEP CHILDREN
<b>cs1dnumdaugh</b>	R1 D NUMBER OF DAUGHTERS
<b>cs1dnumson</b>	R1 D NUMBER OF SONS
<b>cs1dreconcil</b>	R1 D CS1 OP RECORD RECONCILE



---

## NHATS Round 1

Section SN [SOCIAL NETWORK]

Sequence: 8

---

**BOX SN1**

**BOXSN1**

NOT ON FILE

If PROXY flag=1 (YES), go to Section HO – Home Environment.  
Otherwise, go to SN1PRE

---

**SN1PRE**

**SN1PRE**

NOT ON FILE

**QUESTION TEXT:**

The next questions are about who you talk to about important things in your life. This may include good or bad things that happen to you, problems you are having, or important concerns you may have.

PRESS 1 AND ENTER TO CONTINUE

---

**SN2**

**op1soclntrwk**

R1 SN2 PART OF SP SOCIAL NETWORK

**DISPLAY INSTRUCTIONS:**

Display PERSON ROSTER with FIRST NAME, LAST NAME, and RELATIONSHIP TO SP if any person has been added to the PERSON ROSTER other than the SP.

Allow entry for FIRST NAME, LAST NAME, and RELATIONSHIP TO SP fields.

For additions to the PERSON ROSTER, display SOCIAL NETWORK RELATIONSHIP CODE LIST.

Display "SP HAS NO ONE TO TALK TO" as first option on the PERSON ROSTER DISPLAY.

Display "UP TO 5 PEOPLE" in bold underlined text.

**QUESTION TEXT:**

Looking back over the last year, who are the people you talked with most often about important things?

Please tell me their first and last name and their relationship to you.

SELECT/ENTER UP TO 5 PEOPLE IN THE ORDER SP NAMES PEOPLE

PROBE ONCE IF SP NAMES FEWER THAN 5 PEOPLE: Anyone else?

SELECT ALL THAT APPLY

IF PERSON NAMED IS NOT ON THE ROSTER, PRESS CTRL/S TO ADD A PERSON

**PROGRAMMER INSTRUCTIONS:**

Allow up to 5 selections to PERSON ROSTER. SET SOCIAL NETWORK ORDER flag 1-5 in order selected/added.

Display "CTRL/S" in red bolded font.

If "SP HAS NO ONE TO TALK TO" is selected, disallow other roster entries or selections and go to Section HO – Home Environment.

If "SP HAS NO ONE TO TALK TO" is selected, set NOONETOTALKTO flag = 1 (yes).

If no additions to the PERSON ROSTER, go to Section HO – Home Environment.

If other roster selections and "SP HAS NO ONE TO TALK TO" is selected, display message "INCONSISTENT ANSWER. NO ONE TO TALK TO CANNOT BE SELECTED WITH OTHER ROSTER ENTRIES."

For each roster selection other than "SP HAS NO ONE TO TALK TO" at SN2, set SOCIAL NETWORK flag = 1 (YES).

---

<b>SN3</b>	<b>SN3</b>	NOT ON FILE
------------	------------	-------------

**DISPLAY INSTRUCTIONS:**

Display SN3 and SN4 on same page.

Display "first" as underline text.

**QUESTION TEXT:**

[What is (his/her) first name?]

CONFIRM SPELLING

**ENTER TEXT**

Length

25

---

<b>SN4</b>	<b>SN4</b>	NOT ON FILE
------------	------------	-------------

**DISPLAY INSTRUCTIONS:**

Display SN3 and SN4 on same page.

Display "last" as underlined text.

**QUESTION TEXT:**

[What is (his/her) last name?]

CONFIRM SPELLING

**ENTER TEXT**

Length

25

---

<b>SN5</b>	<b>op1relatnshp</b>	R1 OTHR PRSN RELATIONSHIP TO SP
	<b>op1gender</b>	R1 OTHER PERSON GENDER

**QUESTION TEXT:**

[What is {FIRSTNAME LASTNAME}'s relationship to you?]

PRESS F1 FOR HELP SCREEN

**CODES**

5	DAUGHTER-IN-LAW
6	SON-IN-LAW
9	SISTER

10	BROTHER
11	SISTER-IN-LAW
12	BROTHER-IN-LAW
13	MOTHER
14	STEPMOTHER
15	MOTHER-IN-LAW
16	FATHER
17	STEPFATHER
18	FATHER-IN-LAW
19	GRANDDAUGHTER
20	GRANDSON
21	NIECE
22	NEPHEW
23	AUNT
24	UNCLE
25	COUSIN
26	STEPDAUGHTER'S SON/DAUGHTER
27	STEPSON'S SON/DAUGHTER
28	DAUGHTER-IN-LAW'S SON/DAUGHTER
29	SON-IN-LAW'S SON/DAUGHTER
30	BOARDER/RENTER
31	PAID AIDE/HOUSEKEEPER/EMPLOYEE
32	ROOMMATE
33	EX-WIFE/EX-HUSBAND
34	BOYFRIEND/GIRLFRIEND
35	NEIGHBOR
36	FRIEND
37	SERVICE/SOMEONE FROM THE PLACE SP LIVES
38	CO-WORKER
39	MINISTER, PRIEST, OR OTHER CLERGY
40	PSYCHIATRIST, PSYCHOLOGIST, COUNSELOR, OR THERAPIST
91	OTHER RELATIVE
92	OTHER NONRELATIVE

**PROGRAMMER INSTRUCTIONS:**

For each addition to the PERSON ROSTER:

If 5 (daughter-in-law), 9 (sister), 11 (sister-in-law), 13 (mother), 14 (stepmother), 15 (mother-in-law), 19 (granddaughter), 21 (niece), or 23 (aunt) selected, set PERSON GENDER = 2 (female) and display SN7-SN8b for each.

Else if 6 (son-in-law), 10 (brother), 12 (brother-in-law), 16 (father), 17 (stepfather), 18 (father-in-law), 20 (grandson), 22 (nephew), or 24 (uncle) selected, set PERSON GENDER = 1 (male) and display SN7-SN8b for each.

Otherwise, display SN6-SN8b for each.

NOTE: persons with relationship codes 2,3 and 4 will have been written to the roster in HH and CS.

**SN6**

**op1gender**

**R1 OTHER PERSON GENDER**

**QUESTION TEXT:**

IF NOT OBVIOUS, ASK:

Is {FIRST NAME LAST NAME} male or female?

**CODES**

- 1 MALE
- 2 FEMALE
- REFUSED
- DON'T KNOW

**PROGRAMMER INSTRUCTIONS:**

Write PERSON GENDER to PERSON ROSTER.

---

**SN7**

**op1catgryage (Sensitive)**

R1 OTH PERSN SN CAT AGE

**op1dcatgryag**

R1 D OTH PERSN SN CAT AGE

**QUESTION TEXT:**

How old is {FIRST NAME LAST NAME}?

**CODES**

- 1 UNDER 20
- 2 20-24
- 3 25-29
- 4 30-34
- 5 35-39
- 6 40-44
- 7 45-49
- 8 50-54
- 9 55-59
- 10 60-65
- 11 66-69
- 12 70-74
- 13 75-79
- 14 80-85
- 15 86-89
- 16 90-94
- 17 95-99
- 18 100+
- REFUSED
- DON'T KNOW

**PROGRAMMER INSTRUCTIONS:**

Write PERSON CATEGORICAL AGE to PERSON ROSTER.

---

**SN8A**

**op1cityres (Restricted)**

R1 OTHR PRSN CITY OF RESIDENCE

**DISPLAY INSTRUCTIONS:**

Display SN8a and 8b on the same screen.  
Display "city" as underlined text.

**QUESTION TEXT:**

Where does {FIRST NAME LAST NAME} live?

[What is {FIRST NAME LAST NAME}'s city?]

CONFIRM SPELLING

ENTER TEXT

Length

25

**SN8B**

**op1stateres (Restricted)**

R1 OTHR PRSN STATE OF RESIDENCE

**DISPLAY INSTRUCTIONS:**

Display SN8a and 8b the same screen.  
Display “state” as underlined text.

**QUESTION TEXT:**

[What is {FIRST NAME LAST NAME}'s state?]

TYPE THE FIRST LETTER OF THE STATE, THEN USE ARROW KEYS IF NEEDED TO LOCATE STATE, AND PRESS ENTER TO SELECT

**PROGRAMMER INSTRUCTIONS:**

Use lookup file of state names  
Display state name response label.

Write PERSON CITY and STATE to PERSON ROSTER.

Go to Section HO – Home Environment.

**Derived Variables from Items in the SN Section**

<b>sn1dnumsn</b>	R1 D NUMBER IN SOCIAL NETWORK
<b>op1dcatgryag</b>	R1 D OTH PERSN SN CAT AGE
<b>op1dsocwrkfl</b>	R1 D LIKELY SOCIAL NETWRK MEMBER

**Flag variables set in SN Section**

<b>f11noonetalk</b>	R1 F SN SP HAS NO ONE TO TALK TO
---------------------	----------------------------------

---

## NHATS Round 1

Section HO [HOME ENVIRONMENT]

Sequence: 9

---

**HO1PRE**

**HO1PRE**

NOT ON FILE

**DISPLAY INSTRUCTIONS:**

If STRUCTURE flag = 2 (MULTI-UNIT), display “building”. Otherwise, display “home”.

**QUESTION TEXT:**

Now I have some questions about {your/SP's}{home/building}.

PRESS 1 AND ENTER TO CONTINUE

---

**HO1**

**ho1entrstair**

R1 HO1 ENTRANCE STAIRS OUTSIDE

**QUESTION TEXT:**

Thinking about the entrance that {you use/SP uses} most often, are there stairs or a step up or down to get into {your/SP's}{home/building} from outside?

**CODES**

- 1 YES
  - 2 NO  
REFUSED  
DON'T KNOW
- 

**BOX HO2**

**BOXHO2**

NOT ON FILE

If STRUCTURE flag = 2 (multi-unit), go to HO2.  
ELSE, go to HO3.

---

**HO2**

**ho1entrccomm**

R1 HO2 ENTRANCE COMMON OR PRIVAT

**QUESTION TEXT:**

Is this a common or shared entrance, or is it an entrance directly into {your/SP's}{home/apartment/room/unit/suite/other}?

**CODES**

- 1 COMMON OR SHARED ENTRANCE
  - 2 ENTRANCE DIRECTLY INTO HOME  
REFUSED  
DON'T KNOW
-

### HO3

ho1entrnramp

R1 HO3 RAMP AT ENTRANCE

#### QUESTION TEXT:

Whether or not {you use/SP uses} it, does this entrance have a ramp?

#### CODES

- 1 YES
- 2 NO
- REFUSED
- DON'T KNOW

### BOX HO4

BOXHO4

NOT ON FILE

If STRUCTURE flag = 2 (multi-unit) and RE2= 2 (multiple floors), then go to HO4, variable text [a].

If STRUCTURE flag = 2 (multi-unit) and RE2=1 (single floor), then go to HO4, variable text [c].

Otherwise, go to BOX HO5.

### HO4

ho1bldgamen1

R1 HO4A BUILDING HAS ELEVATOR

ho1bldgamen2

R1 HO4B BUILDNG STAIR LIFT GLIDE

ho1bldgamen3

R1 HO4C BUILD COMMN SPACE MEALS

ho1bldgamen4

R1 HO4D BUILD SPACE SOCIAL EVENT

#### DISPLAY INSTRUCTIONS:

If at HO4a do not display brackets in question text.

If at HO4c and RE2 = 1 (single floor), do not display brackets in question text.

Otherwise, display brackets.

Use "Same Question Stem" display

#### QUESTION TEXT:

{{}}Does the building that {you live/SP lives} in have{{}}

{variable text [a-d]}

RESPONSE [1] a. an elevator?

RESPONSE [2] b. a stair lift or stair glide?

RESPONSE [3] c. common or shared spaces that are used for meals?

RESPONSE [4] d. common or shared spaces that can be used for socializing?

#### CODES

- 1 YES
- 2 NO
- REFUSED
- DON'T KNOW

#### PROGRAMMER INSTRUCTIONS:

Array the responses and Variable text columns in the panel.

Display 'variable text' in the a-d sequence until all rows have been displayed.

**BOX HO5****BOXHO5****NOT ON FILE**

If STRUCTURE flag = 2 (multi-unit) or RE1 = 3 (mobile home), go to HO10PRE.

Otherwise, go to HO5.

**HO5****ho1levelsflr**

R1 HO5 NUMBR OF LEVELS OR FLOORS

**QUESTION TEXT:**

How many levels or floors are in {your/SP's} home, including a basement if {you have/{he/she} has} one?

**CODES**

1	1	HO10PRE
2	2	
3	3	
4	4+	
	REFUSED	
	DON'T KNOW	

**PROGRAMMER INSTRUCTIONS:**

If HO5 = 1 (living space on one floor), set ONE FLOOR flag = 1

**HO8****ho1homeamen1**

R1 Ho8A BED KITCHN BATH SAME FLR

**ho1homeamen2**

R1 Ho8B HOME HAS ELEVATOR

**ho1homeamen3**

R1 Ho8C HOME HAS STAIR LFT GLIDE

**DISPLAY INSTRUCTIONS:**

If at HO8a, do not display brackets in question text.  
Otherwise, display brackets.

Use "Same Question Stem" display

**QUESTION TEXT:**

{{}}Whether or not {you use/SP uses} it, does {your/SP's} home have{{}}

{variable text [a-c]}

RESPONSE [1] a. a bedroom, kitchen, and full bathroom with a shower or tub on the same floor?

RESPONSE [2] b. an elevator?

RESPONSE [3] c. a stair lift or stair glide?

**CODES**

1	YES
2	NO
	REFUSED
	DON'T KNOW

**PROGRAMMER INSTRUCTIONS:**

Array the responses and Variable text columns in the panel.  
Display 'variable text' in the a-c sequence until all rows have been displayed.



**HO10PRE****HO10PRE**

NOT ON FILE

**DISPLAY INSTRUCTIONS:**

If HOTYPE flag = 1 (HOME), display "home".  
 Else if HOTYPE flag = 2 (APARTMENT), display "apartment".  
 Else if HOTYPE flag = 3 (ROOM), display "room".  
 Else if HOTYPE flag = 4 (UNIT), display "unit".  
 Else if HOTYPE flag = 5 (SUITE), display "suite".  
 Else if HOTYPE flag = 6 (OTHER), display "TEXT ENTERED AT HT10A (OTHER)".

**QUESTION TEXT:**

Now, I'd like to ask you some questions about the inside of {your/SP's}  
 {home/apartment/unit/suite/room/other}.

PRESS 1 AND ENTER TO CONTINUE

**BOX HO10****BOXHO10**

NOT ON FILE

If FACILITY flag = 1, go to HO10.  
 Otherwise, go to HO11.

**HO10****ho1bathprivt**

R1 H010 PRIVATE BATH

**DISPLAY INSTRUCTIONS:**

If HOTYPE flag = 2 (APARTMENT), display "apartment".  
 Else if HOTYPE flag = 3 (ROOM), display "room".  
 Else if HOTYPE flag = 4 (UNIT), display "unit".  
 Else if HOTYPE flag = 5 (SUITE), display "suite".  
 Else if HOTYPE flag = 6 (OTHER), display "TEXT ENTERED AT HT10A (OTHER)".

**QUESTION TEXT:**

Does {your/SP's} {apartment/unit/suite/room/other} have a private bathroom with a shower or tub?

**CODES**

1 YES  
 2 NO  
 REFUSED  
 DON'T KNOW

**HO11****ho1bathamen1**

R1 H011A BATH HAS BATHTUB

**ho1bathamen2**

R1 H011B BATH HAS SHOWER STALL

**ho1bathamen3**

R1 H011C BATH GRAB BAR IN SHOWER

**ho1bathamen4**

R1 H011D BATH SEAT FR SHOWER TUB

**ho1bathamen5**

R1 H011E BATH RAISED TOILET SEAT

**ho1bathamen6**

R1 H011F BATH GRAB BARS TOILET

**ho1bathamen7**

R1 H011G BATH MED EMERGENCY SYSTEM

**DISPLAY INSTRUCTIONS:**

If FACILITY flag = 1, and HO10=1 (private shower or tub), display “the bathroom in {your /his/her} {apartment/unit/suite/room/other} have”

If FACILITY flag = 1, and HO10=2 (no private shower or tub), display “{your/his/her} bathroom have”

Otherwise display “{your/{his/her}} home”

Use "Same Question Stem" display

If at HO11a, do not display question text in brackets.  
Otherwise, display question text in brackets.

For HO11b:

If HO11a = 1 (yes), display “separate from the tub”.  
Otherwise, use null display.

For HO11c and HO11d:

If HO11a=2 and HO11b=2 then display "PLEASE CONFIRM: {SP} HAS NO ACCESS TO A BATHTUB AND NO ACCESS TO A SHOWER" before displaying HO11e.

If HO11a= 2 (no bathtub) and HO11b = 1 (yes, shower stall), display “shower”

If HO11a = 1 (yes, bathtub) and HO11b = 2 (no shower stall), display “tub area”

If HO11a = 1 (yes, bathtub) and HO11b = 1(yes, shower stall), display “shower or tub area”

**QUESTION TEXT:**

{[ ]Whether or not {you use/SP uses} it, does {the bathroom in {your /{his/her}} {apartment/unit/suite/room/other}/{your/{his/her}} bathroom/{your/{his/her}} home } have{ ]}

{variable text [a-g]}

RESPONSE [1] a. a bathtub?

RESPONSE [2] b. a shower stall {separate from the tub}?

RESPONSE [3] c. a grab bar in the {shower/tub area/shower or tub area}?

IF NEEDED: A grab bar is designed to help you steady yourself. It may be attached to the wall or built into the shower or tub. Do not include towel racks.

RESPONSE [4] d. a seat for the {shower/tub/shower or tub}?

IF NEEDED: This includes a chair, stool, or bench used in the shower or bathtub. Some seats are placed in the shower or tub, others are built in.

RESPONSE [5] e. a raised toilet or raised toilet seat?

RESPONSE [6] f. grab bars around the toilet?

RESPONSE [7] g. a medical emergency system to call someone for help?

**CODES**

1	YES
2	NO
	REFUSED
	DON'T KNOW

**PROGRAMMER INSTRUCTIONS:**

Array the responses and Variable text columns in the panel.  
Display 'variable text' in the a-f sequence until all rows have been displayed.

If HO11a=2 (no) and HO11b=2 (no) then set BATHGRABBAR flag=2, set BATHSEAT flag=2, and skip to HO11e.

If FACILITY flag = 1, go to HO12 after HO11f.  
Otherwise, display [RESPONSE 7] and variable text {g}

IF HO11c=1 (yes), set BATHGRABBAR flag = 1 (yes)  
IF HO11d=1 (yes), set BATHSEAT flag = 1 (yes)  
IF HO11e=1 (yes), set RAISED TOILET flag = 1 (yes)  
IF HO11f=1 (yes), set TOILETGRABBAR flag = 1 (yes)

**BOX HO12**

**BOXHO12**

**NOT ON FILE**

IF FACILITY FLAG = 1 (YES), GO TO HO12.  
ELSE GO TO HO14.

**HO12**

**ho1kitchnprv**

**R1 HO12 PRIVATE KITCHEN**

**QUESTION TEXT:**

Does {your/SP's}{apartment/room/unit/suite/other} have a private kitchen or private kitchen area?

IF NEEDED: A private kitchen area is a place in your home where you can store food and prepare simple meals or snacks.

**CODES**

1	YES	HO14
2	NO	
	REFUSED	
	DON'T KNOW	

**HO13**

**ho1kitchncom**

**R1 H013 COMMON KITCHEN**

**QUESTION TEXT:**

Is there a kitchen area in the building where people who live {here/where SP lives} can store food or prepare simple meals or snacks?

**CODES**

1	YES	SECTION EM
2	NO	SECTION EM
	REFUSED	SECTION EM
	DON'T KNOW	SECTION EM

**HO14**

**ho1microwave**

**R1 HO14 USE OF MICROWAVE**

**QUESTION TEXT:**

(Whether or not {you use/SP uses} it,) does {your/SP's} kitchen have a working microwave?

**CODES**

1 YES  
2 NO  
REFUSED  
DON'T KNOW

**PROGRAMMER INSTRUCTIONS:**

Go to Section EM – Environmental Modifications.

---

<b>Flag variables set in HO Section</b>	
<b>f1onefloor</b>	R1 F HO SP LIVES ON ONE FLOOR
<b>f1bathgrbbr</b>	R1 F HO SPS BATH HAS GRAB BARS
<b>f1bathseat</b>	R1 F HO SPS BATH HAS SEAT
<b>f1raisedtl</b>	R1 F HO SP HAS RAISED TOILET
<b>f1tlgrbbr</b>	R1 F HO SP TOLIET HAS GRAB BARS

---

# National Study Round 1

Section      EM      [ENVIRONMENTAL MODIFICATIONS]

---

Sequence: 10

**BOX EM1**

**BOXEM1**

**NOT ON FILE**

If (HO2 <> 1 (COMMON OR SHARED ENTRANCE) and HO3=1 (YES, RAMP)) or HO8b=1 (YES, ELEVATOR) or HO8c=1 (YES, STAIRLIFT) or HO11c=1 (YES, SHOWER GRABBAR) or HO11d=1 (YES, SHOWER SEAT) or HO11e=1 (YES, RAISED TOILET SEAT) or HO11f=1 (YES, TOILET GRABBAR), go to EM1.

Otherwise, go to EM4.

---

**EM1**

**em1modhere1**

**R1 EM1 ENVIRON MODS HERE OR ADD**

**DISPLAY INSTRUCTIONS:**

If HO2<>1 (COMMON OR SHARED ENTRANCE) and HO3=1 (YES), display “a ramp”

If HO8b=1 (YES), display “an elevator”

If HO8c=1 (YES), display “a stair lift or stair glide”

If HO11c=1 (YES), display “a grab bar in the shower or tub area”

If HO11d=1 (YES), display “a seat for the shower or tub”

If HO11e=1 (YES), display “a raised toilet or raised toilet seat”

If HO11f=1 (YES), display “grab bars around the toilet”

If only one item listed, display “Was this item” and “it”

Otherwise, display “Were all these items” and “any of them”

**QUESTION TEXT:**

You told me that {you have/SP has}:

{a ramp}

{an elevator}

{a stair lift or stair glide}

{a grab bar in the shower or tub area}

{a seat for the shower or tub}

{a raised toilet or raised toilet seat}

{grab bars around the toilet}

{Was this item/Were all these items} here when {you/{he/she}} moved in or did {you/{he/she}} add {it/any of them}?

**CODES**

1	ALL ITEMS HERE	EM4
2	ADDED ONE OR MORE ITEMS	
	REFUSED	EM4
	DON'T KNOW	EM4

---

## EM2

<b>em1addlstyr1</b>	R1 EM2A RAMP ADDED IN LAST YR
<b>em1addlstyr2</b>	R1 EM2B ELEVATOR ADDED IN LST YR
<b>em1addlstyr3</b>	R1 EM2C STR LIFT ADDED IN LST YR
<b>em1addlstyr4</b>	R1 EM2D SHWR GRABBAR ADD LST YR
<b>em1addlstyr5</b>	R1 EM2E BATHSEAT ADDED IN LST YR
<b>em1addlstyr6</b>	R1 EM2F TOILETSEAT ADD IN LST YR
<b>em1addlstyr7</b>	R1 EM2G TOILET GRABBARS ADDED YR

### DISPLAY INSTRUCTIONS:

Use "Same Question Stem" display

If at first question item, do not display question text in brackets.

Otherwise, display question text in brackets.

If only one item listed at EM1, display "if this was".

Otherwise, display "which of these were".

If HO2 <> 1 (COMMON OR SHARED ENTRANCE) and HO3=1 (YES), display RESPONSE [1] and variable text {a}

If HO8b=1 (YES), display RESPONSE [2] and variable text {b}

If HO8c=1 (YES), display RESPONSE [3] and variable text {c}

If HO11c=1 (YES), display RESPONSE [4] and variable text {d}

If HO11d=1 (YES), display RESPONSE [5] and variable text {e}

If HO11e=1 (YES), display RESPONSE [6] and variable text {f}

If HO11f=1 (YES), display RESPONSE [7] and variable text {g}

Display "in the last year" in bold underlined text.

### QUESTION TEXT:

{[ ]}We'd like to know {if this was/which of these were} added in the last year, that is since {CURRENT MONTH, YEAR - 1 YEAR}. In the last year, did {you/SP} add the{[ ]}

{variable text [a-g]}

{RESPONSE [1] a. ramp?}

{RESPONSE [2] b. elevator?}

{RESPONSE [3] c. stair lift or stair glide?}

{RESPONSE [4] d. grab bar in the shower or tub area?}

{RESPONSE [5] e. seat for the shower or tub?}

{RESPONSE [6] f. raised toilet or raised toilet seat?}

{RESPONSE [7] g. grab bars around the toilet?}

### CODES

1	YES
2	NO
	REFUSED
	DON'T KNOW

**PROGRAMMER INSTRUCTIONS:**

Array the responses and Variable text columns in the panel.  
 Display 'variable text' in the a-g sequence until all rows have been displayed.

**BOX EM3****BOXEM3****NOT ON FILE**

If EM2 a-g = 2 (NO), go to EM4.  
 Otherwise, go to EM3.

**EM3****em1payyufam1**

R1 EM3A SP PAID FOR RAMP

**em1payyufam2**

R1 EM3B SP PAID FOR ELEVATOR

**em1payyufam3**

R1 EM3C SP PAID STAIR LFT GLIDE

**em1payyufam4**

R1 EM3D SP PAID SHOWER GRABBAR

**em1payyufam5**

R1 EM3E SP PAID SHOWER SEAT

**em1payyufam6**

R1 EM3F SP PAID RAISD TOILT SEAT

**em1payyufam7**

R1 EM3G SP PAID TOILET GRABBARS

**DISPLAY INSTRUCTIONS:**

Use "Same Question Stem" display

If at first question item, do not display question text in brackets.

Otherwise, display question text in brackets.

If EM2a = 1 (YES), display RESPONSE [1] and variable text {a}

If EM2b = 1 (YES), display RESPONSE [2] and variable text {b}

If EM2c = 1 (YES), display RESPONSE [3] and variable text {c}

If EM2d = 1 (YES), display RESPONSE [4] and variable text {d}

If EM2e = 1 (YES), display RESPONSE [5] and variable text {e}

If EM2f = 1 (YES), display RESPONSE [6] and variable text {f}

If EM2g = 1 (YES), display RESPONSE [7] and variable text {g}

**QUESTION TEXT:**

{[ ]}Did {you/SP} or {your/{his/her}} family pay any of the cost of adding or getting the{[ ]}

{variable text [a-g]}

{RESPONSE [1] a. ramp?}

{RESPONSE [2] b. elevator?}

{RESPONSE [3] c. stair lift or stair glide?}

{RESPONSE [4] d. grab bar in the shower or tub area?}

{RESPONSE [5] e. seat for the shower or tub?}

{RESPONSE [6] f. raised toilet or raised toilet seat?}

{RESPONSE [7] g. grab bars around the toilet?}

## CODES

1	YES
2	NO
	REFUSED
	DON'T KNOW

## PROGRAMMER INSTRUCTIONS:

Array the responses and Variable text columns in the panel.  
Display 'variable text' in the a-g sequence until all rows have been displayed.

---

## EM4

<b>em1paydevce1</b>	R1 EM4A SP PAID FOR VISION AIDS
<b>em1paydevce2</b>	R1 EM4B SP PAID FOR HEARING AID
<b>em1paydevce3</b>	R1 EM4C SP PAID FOR CANE
<b>em1paydevce4</b>	R1 EM4D SP PAID FOR WALKER
<b>em1paydevce5</b>	R1 EM4E SP PAID FOR WHEELCHAIR
<b>em1paydevce6</b>	R1 EM4F SP PAID FOR SCOOTER
<b>em1paydevce7</b>	R1 EM4G SP PAID FOR GRABBER
<b>em1paydevce8</b>	R1 EM4H SP PD SPECIAL DRESS ITM
<b>em1paydevce9</b>	R1 EM4I SP PAID ADAPTED UTENSILS

## DISPLAY INSTRUCTIONS:

Use "Same Question Stem" display

If at EM4a, do not display question text in brackets.

Otherwise, display question text in brackets.

Display "pay anything for" in bold underlined text.

## QUESTION TEXT:

{[ ]}Here are a few other devices that help with daily activities. Whether or not {you use/SP uses} them now, in the last year, did {you/{he/she}} or {your/{his/her}} family pay anything for the following items for {you/{him/her}}?{[ ]}

{variable text [a-i]}

RESPONSE [1] a. glasses or other vision aids such as a magnifying glass?

RESPONSE [2] b. a hearing aid?

RESPONSE [3] c. a cane?

RESPONSE [4] d. a walker?

RESPONSE [5] e. a wheelchair?

RESPONSE [6] f. a scooter?

RESPONSE [7] g. a reacher or grabber to pick up things more easily?

RESPONSE [8] h. special items to help with dressing, such as button hooks or clothes that are designed to get on and off easily?

RESPONSE [9] i. adapted utensils to help {you/SP} to eat or cut {your/{his/her}} food?

IF NEEDED: Adapted utensils include things like easy-to-grip silverware, knives that rock, and plates with high sides.



**CODES**

- 1 YES
- 2 NO
- REFUSED
- DON'T KNOW

**PROGRAMMER INSTRUCTIONS:**

Array the responses and Variable text columns in the panel.  
 Display 'variable text' in the a-i sequence until all rows have been displayed.

**BOX EM5**

**BOXEM5**

**NOT ON FILE**

If EM3a-g=1 (YES) or any of EM4a-i = 1 (YES), go to EM5.  
 Otherwise, go to Section CM-Community

**EM5**

**em1payaltgth**

**R1 EM5 PAY FOR THESE ALTOGETHER**

**DISPLAY INSTRUCTIONS:**

- If EM3a=1 (YES), display "ramp"
- If EM3b=1 (YES), display "elevator"
- If EM3c=1 (YES), display "stair lift or stair glide"
- If EM3d=1 (YES), display "grab bar in the shower or tub area"
- If EM3e=1 (YES), display "seat for the shower or tub"
- If EM3f=1 (YES), display "raised toilet or raised toilet seat"
- If EM3g=1 (YES), display "grab bars around the toilet"
- If EM4a=1 (YES), display "glasses or other vision aids"
- If EM4b=1 (YES), display "hearing aid"
- If EM4c=1 (YES), display "cane"
- If EM4d=1 (YES), display "walker"
- If EM4e=1 (YES), display "wheelchair"
- If EM4f=1 (YES), display "scooter"
- If EM4g=1 (YES), display "reacher or grabber"
- If EM4h=1 (YES), display "special items to help with dressing"
- If EM4i=1 (YES), display "adapted utensils"

If more than one item displayed, display commas between each one.

**QUESTION TEXT:**

Thinking about the {ramp}{elevator}{stair lift or stair glide}{grab bar in the shower or tub area}{seat for the shower or tub}{raised toilet or raised toilet seat}{grab bars around the toilet}{glasses or vision aids}{hearing aid}{cane}{walker}{wheelchair}{scooter}{reacher or grabber}{special items to help with dressing}{adapted utensils} that {you/SP} (and {your/{his/her}} family) paid for in the last year, about how much was that altogether? Was it more than \$500, less than \$500, or just about \$500?

**CODES**

- 1 MORE THAN \$500
- 2 LESS THAN \$500 EM7
- 3 JUST ABOUT \$500 Section CM
- REFUSED Section CM
- DON'T KNOW Section CM

**EM6****em1morls1000**

R1 EM6 MORE LESS OR ABOUT \$1000

**QUESTION TEXT:**

Was it more than \$1,000, less than \$1,000, or just about \$1,000?

**CODES**

1	MORE THAN \$1,000	Section CM
2	LESS THAN \$1,000	Section CM
3	JUST ABOUT \$1,000	Section CM
	REFUSED	Section CM
	DON'T KNOW	Section CM

---

**EM7****em1morls100**

R1 EM7 MORE LESS OR ABOUT \$100

**QUESTION TEXT:**

Was it more than \$100, less than \$100, or just about \$100?

**CODES**

1	MORE THAN \$100
2	LESS THAN \$100
3	JUST ABOUT \$100
	REFUSED
	DON'T KNOW

---

---

# National Study Round 1

Section      CM      [COMMUNITY]

Sequence: 11

---

**CM1PRE**

**CM1PRE**

NOT ON FILE

Now I'm going to read some statements about the community where {you live/SP lives}.

PRESS 1 AND ENTER TO CONTINUE

---

**CM1**

**cm1knowwell**

R1 CM1 PEOPL KNOW EACH OTHR WELL

**DISPLAY INSTRUCTIONS:**

Use "Same Question Stem" display

Display CM1, 2, and 4 on the same screen

**QUESTION TEXT:**

People in {this/SP's} community know each other very well. [Do you agree a lot, a little, or do you not agree?]

**CODES**

- 1            AGREE A LOT
  - 2            AGREE A LITTLE
  - 3            DO NOT AGREE
  - REFUSED
  - DON'T KNOW
- 

**CM2**

**cm1willnghlp**

R1 CM2 PEOPL WILLG HLP EACH OTHR

**DISPLAY INSTRUCTIONS:**

Use "Same Question Stem" display

Display CM1, 2, and 4 on the same screen

**QUESTION TEXT:**

People in {this/SP's} community are willing to help each other. [Do you agree a lot, a little, or do you not agree?]

**CODES**

- 1            AGREE A LOT
  - 2            AGREE A LITTLE
  - 3            DO NOT AGREE
  - REFUSED
  - DON'T KNOW
-

**CM4**

**cm1peoptrstd**

R1 CM4 PEOPLE CAN BE TRUSTED

**DISPLAY INSTRUCTIONS:**

Use "Same Question Stem" display

Display CM1, 2, and 4 on the same screen

**QUESTION TEXT:**

People in {this/SP's} community can be trusted. [Do you agree a lot, a little, or do you not agree?]

**CODES**

- |   |                |
|---|----------------|
| 1 | AGREE A LOT    |
| 2 | AGREE A LITTLE |
| 3 | DO NOT AGREE   |
|   | REFUSED        |
|   | DON'T KNOW     |

**PROGRAMMER INSTRUCTIONS:**

GO TO SECTION TE – TECHNOLOGICAL ENVIRONMENT

---

---

# National Study Round 1

Section TE [TECHNOLOGICAL ENVIRONMENT]

Sequence: 12

---

TE1PRE

TE1PRE

NOT ON FILE

Now I have a few questions about the phones and computers {you/SP} may have in {your/his/her} {home/apartment/room/unit/suite/other}.

PRESS 1 AND ENTER TO CONTINUE

---

TE1

te1cellphone

R1 TE1 WORKING CELL PHONE

QUESTION TEXT:

{Do you/Does SP} have a working cell phone?

IF NEEDED: A cell phone is a phone that you can use anywhere you go.

CODES

- 1 YES
  - 2 NO
  - REFUSED
  - DON'T KNOW
- 

TE3

te1othrphone

R1 TE3 ONE PHONE OTHER THAN CELL

QUESTION TEXT:

Is there at least one working telephone in {your/SP's}{home/apartment/room/unit/suite/other} that is not a cell phone?

CODES

- 1 YES
  - 2 NO
  - REFUSED
  - DON'T KNOW
- 

TE6

te1computer

R1 TE6 HAS A WORKING COMPUTER

QUESTION TEXT:

{Do you/Does SP} have a working computer in {your/his/her}{home/apartment/room/unit/suite/other}?

IF NEEDED: Please include desktops and laptop computers only, not cell phones that go on the Internet or online.

---

**CODES**

1	YES	TE9
2	NO	
7	YES, DOESN'T KNOW HOW TO USE A COMPUTER REFUSED DON'T KNOW	BOX TE9

---

**TE8**

**te1compoth**

R1 TE8 USED COMPUTER ANYWHRE ELS

**DISPLAY INSTRUCTIONS:**

If STRUCTURE flag = 2 (multi-unit), display "in {your/his/her} building,".

**QUESTION TEXT:**

In the last month, {have you/has SP} used a computer anywhere else?

IF NEEDED: Other places include {in {your/his/her} building,} at a library, or at a friend or family member's home.

**CODES**

1	YES	
2	NO	
	REFUSED	
	DON'T KNOW	

---

**BOX TE9**

**BOX TE9**

**NOT ON FILE**

If TE1 = 2 (NO CELL PHONE) and TE6 = 2 (NO COMPUTER) and TE8 = 2 (NO COMPUTER USE ELSEWHERE), go to Section MD – Mobility Devices.

If TE1 = 2 (NO CELL PHONE) and TE6 = 7 (DOESN'T KNOW HOW TO USE COMPUTER), go to Section MD – Mobility Devices.

Otherwise, go to TE9.

---

**TE9**

**te1emailtext**

R1 TE9 EMAIL OR TEXTING

**QUESTION TEXT:**

In the last month, {have you/has SP} ever sent messages by email or texting?

IF NEEDED: Texting is like email but usually done on a phone.

**CODES**

1	YES	
2	NO	TE11
	REFUSED	TE11
	DON'T KNOW	TE11

---

**TE10**

**te1oftnemail**

R1 TE10 EMAIL OR TEXTING OFTEN

**QUESTION TEXT:**

In the last month, how often did {you/SP} send messages by email or texting? Would you say most days, some days or rarely?

**CODES**

- 1 MOST DAYS
- 2 SOME DAYS
- 3 RARELY
- REFUSED
- DON'T KNOW

**TE11**

**te1online**

R1 TE11 ONLINE COMPUTER USE

**DISPLAY INSTRUCTIONS:**

If TE9 = 1 (YES), display "Besides email or texting," and "other".

**QUESTION TEXT:**

In the last month, {besides email or texting, }{have you/has SP} ever gone on the Internet or online for any {other} reason?

**CODES**

- 1 YES
- 2 NO SECTION MD
- REFUSED SECTION MD
- DON'T KNOW SECTION MD

**TE12**

**te1shoponli1**

R1 TE12A INTERNET SHOP GROCERY

**te1shoponli2**

R1 TE12B INTERNET BANKING

**te1shoponli3**

R1 TE12C INTERNET ORDR REFLR RX

**DISPLAY INSTRUCTIONS:**

Use "Same Question Stem" display

If at TE12a, do not display question text in brackets.  
Otherwise, display question text in brackets.

**QUESTION TEXT:**

{[]In the last month, {have you/has SP} gone on the Internet or online to{[]}

{variable text [a-c]}

RESPONSE [1] a. shop for groceries or personal items?

RESPONSE [2] b. pay bills or do banking?

RESPONSE [3] c. order or refill prescriptions?

**CODES**

- 1 YES
- 2 NO  
REFUSED  
DON'T KNOW

**PROGRAMMER INSTRUCTIONS:**

Array the responses and variable text columns in the panel.  
Display 'variable text' in the a-c sequence until all rows have been displayed.

---

**TE13**

**te1intrntmd1**  
**te1intrntmd2**  
**te1intrntmd3**

R1 TE13A INTERNET MEDICAL PROVDR  
R1 TE13B INTERNET INSURANCE INFO  
R1 TE13C INTERNET HEALTH CONDS

**DISPLAY INSTRUCTIONS:**

Use "Same Question Stem" display  
Display "year" in underlined text.

If at TE13a, do not display question text in brackets. Otherwise, display question text in brackets.

**QUESTION TEXT:**

{[ ]} In the last year, {have you/has SP} gone on the Internet or online to {[ ]}  
  
{variable text [a-c]}

RESPONSE [1] a. contact any of your medical providers?  
IF NEEDED: This includes making or changing medical appointments, getting test results, requesting referrals or prescriptions, or to get advice.

RESPONSE [2] b. handle Medicare or other health insurance matters?  
IF NEEDED: This includes going to Medicare's website or another insurer's website to find out what is covered, compare plans or providers, find out about bills, or file a claim.

RESPONSE [3] c. get information about {your/his/her} health conditions?

**CODES**

- 1 YES
- 2 NO  
REFUSED  
DON'T KNOW

**PROGRAMMER INSTRUCTIONS:**

Array the responses and variable text columns in the panel.  
Display "variable text" in the a-c sequence until all rows have been displayed.

GO TO SECTION MD.

---



---

## NHATS Round 1

Section MD [MOBILITY DEVICES]

Sequence: 13

---

MD1PRE

MD1PRE

NOT ON FILE

The next questions are about items that {you/SP} may use to help {you/him/her} get around more easily, safely, or on {your/his/her} own.

PRESS 1 AND ENTER TO CONTINUE

---

MD1

md1canewalker

R1 MD1 USED CANE WALKER WHLCHAIR

QUESTION TEXT:

In the last month, {have you/has SP} used a cane, walker, wheelchair, or scooter, yes or no?

PRESS F1 FOR HELP SCREEN

CODES

1	YES	
2	NO	Section SS
	REFUSED	Section SS
	DON'T KNOW	Section SS

---

MD2

md1cane

R1 MD2 USED A CANE

QUESTION TEXT:

In the last month, which did {you/SP} use?

a cane?

CODES

1	YES	
2	NO	
	REFUSED	
	DON'T KNOW	

PROGRAMMER INSTRUCTIONS:

If 1 is selected, set CANE flag = 1 (yes).

---

MD3

md1walker

R1 MD3 USED A WALKER

QUESTION TEXT:

[In the last month, did {you/SP} use]

a walker?

IF NEEDED: This includes standard walkers without wheels, rolling and wheeled walkers, and rollators.

**CODES**

- 1 YES
- 2 NO  
REFUSED  
DON'T KNOW

**PROGRAMMER INSTRUCTIONS:**

If 1 is selected, set WALKER flag = 1 (yes).

---

**MD4**

**md1wheelchar**

R1 MD4 USED A WHEELCHAIR

**DISPLAY INSTRUCTIONS:**

Display image of wheelchair.

**QUESTION TEXT:**

SHOW CARD MD1

[In the last month, did {you/SP} use]  
a wheelchair?

IF NEEDED: This includes manual, power, electric, or motorized wheelchairs.

**CODES**

- 1 YES
- 2 NO MD5  
REFUSED MD5  
DON'T KNOW MD5

**PROGRAMMER INSTRUCTIONS:**

If 1 is selected, set WHEELCHAIR flag = 1 (yes).

---

**MD4a**

**md1whelcrspc**

R1 MD4A WHELCHAIR IN LIVNG SPACE

**DISPLAY INSTRUCTIONS:**

Display image of wheelchair.

**QUESTION TEXT:**

{Do you/does SP} have that wheelchair with {you/him/her} where {you live/SP lives}?

IF NEEDED: This includes manual, power, electric, or motorized wheelchairs.

**CODES**

- 1 YES
- 2 NO  
REFUSED  
DON'T KNOW

**PROGRAMMER INSTRUCTIONS:**

If 1 is selected, set WHEELCHAIR HOME flag = 1 (yes).

---

---

**MD5****md1scooter**

R1 MD5 USE A SCOOTER

**DISPLAY INSTRUCTIONS:**

Display image of scooter.

**QUESTION TEXT:**

SHOW CARD MD2

[In the last month, did {you/SP} use]

a scooter?

IF NEEDED: This includes electric or power scooters that are used for travel.

**CODES**

1	YES	
2	NO	Section SS
	REFUSED	Section SS
	DON'T KNOW	Section SS

**PROGRAMMER INSTRUCTIONS:**

If 1 is selected, set SCOOTER flag = 1 (yes)

If MD1 = 1 (used device in last month) and MD2 = 2 (didn't use cane) and MD3 = 2 (didn't use walker) and MD4 = 2 (didn't use wheelchair) and MD5 = 2 (didn't use scooter), display error message #7.

---

**MD5a****md1scterinsp**

R1 MD5A SCOOTER IN LIVING SPACE

**DISPLAY INSTRUCTIONS:**

Display image of scooter.

**QUESTION TEXT:**

{Do you/Does SP} have that (power) scooter with {you/him/her} where {you live/he lives/she lives}?

**CODES**

1	YES	Section SS
2	NO	Section SS
	REFUSED	Section SS
	DON'T KNOW	Section SS

**PROGRAMMER INSTRUCTIONS:**

If 1 is selected set SCOOTERHOME flag = 1 (yes)

<b>Flag variables set in MD Section</b>	
<b>f1cane</b>	R1 F MD SP USES CANE
<b>f1walker</b>	R1 F MD SP USES WALKER
<b>f1wheelchr</b>	R1 F MD SP USES WHEELCHAIR
<b>f1whlchrhom</b>	R1 F MD SP HAS WHEELCHR AT HOME
<b>f1scooter</b>	R1 F MD SP USES SCOOTER
<b>f1scooterhm</b>	R1 F MD SP HAS SCOOTER AT HOME

---

## NHATS Round 1

Section SS [SENSORY AND PHYSICAL IMPAIRMENTS AND SYMPTOMS] Sequence: 14

---

**SS3PRE**

**SS3PRE**

NOT ON FILE

Now let's talk about how well {you hear/SP hears}.

PRESS 1 AND ENTER TO CONTINUE

---

**SS3**

**ss1heringaid**

R1 SS3 HEARING AID USED

**DISPLAY INSTRUCTIONS:**

DISPLAY QUESTION TEXT "In the last month" AS BOLD UNDERLINED TEXT

**QUESTION TEXT:**

In the last month, {have you/has {he/she}} used a hearing aid or other hearing device?

**CODES**

1	YES	
2	NO	
7	DEAF	SS7PRE
	REFUSED	
	DON'T KNOW	

---

**SS4a**

**ss1hearphone**

R1 SS4A SP CAN USE TELEPHONE

**DISPLAY INSTRUCTIONS:**

IF SS3=1 (YES, HEARING AID) DISPLAY "When {you use/SP uses} a hearing aid, {do you/does {he/she}}..."

ELSE DISPLAY "{Do you/Does SP}..."

FOR ITEMS SS4a, SS4b, SS4c USE "SAME QUESTION STEM" DISPLAY

**QUESTION TEXT:**

{When {you use/SP uses} a hearing aid, {do you/does {he/she}}/{Do you/Does SP}} hear well enough to use the telephone?

**CODES**

1	YES	
2	NO	
	REFUSED	
	DON'T KNOW	

---

**SS4b**

**ss1convwradi**

R1 SS4B CONVERSATION WITH TV RADIO

**DISPLAY INSTRUCTIONS:**

IF SS3=1 (YES, HEARING AID) DISPLAY "When {you use/SP uses} a hearing aid, {do you/does {he/she}}..."

ELSE DISPLAY "{Do you/Does SP}..."

FOR ITEMS SS4a, SS4b, SS4c USE "SAME QUESTION STEM" DISPLAY

**QUESTION TEXT:**

{When {you use/SP uses} a hearing aid, {do you/does {he/she}}/{Do you/Does SP}} hear well enough to carry on a conversation in a room with a radio or TV playing?

**CODES**

1	YES	SS7PRE
2	NO	
	REFUSED	
	DON'T KNOW	

---

**SS4c**

**ss1convquiet**

R1 SS4C CONVERS IN QUIET ROOM

**DISPLAY INSTRUCTIONS:**

IF SS3=1 (YES, HEARING AID) DISPLAY "When {you use/SP uses} a hearing aid, {do you/does {he/she}}..."

ELSE DISPLAY "{Do you/Does SP}..."

FOR ITEMS SS4a, SS4b, SS4c USE "SAME QUESTION STEM" DISPLAY

**QUESTION TEXT:**

{When {you use/SP uses} a hearing aid, {do you/does {he/she}}/{Do you/Does SP}} hear well enough to carry on a conversation in a quiet room?

**CODES**

1	YES	
2	NO	
	REFUSED	
	DON'T KNOW	

---

**SS7PRE**

**SS7PRE**

NOT ON FILE

Now I have a few questions about how well {you/SP} can see.

PRESS 1 AND ENTER TO CONTINUE

---

**SS7**

**ss1glasseswr**

R1 SS7 WEARS GLASSES CONTACTS

**DISPLAY INSTRUCTIONS:**

DISPLAY QUESTION TEXT "at a distance" IN BOLD UNDERLINED TEXT

**QUESTION TEXT:**

{Do you/Does SP} wear glasses or contacts to help {you/him/her} see things at a distance?

**CODES**

1	YES	
2	NO	
7	BLIND	SS13PRE
	REFUSED	
	DON'T KNOW	

**SS8a****ss1seewellst**

R1 SS8A SEES ACROSS THE STREET

**DISPLAY INSTRUCTIONS:**

IF SS7=1 (GLASSES/CONTACTS FOR DISTANCE) THEN DISPLAY "When {you use/SP uses} glasses or contacts, {do you/does {he/she}}..." "

ELSE DISPLAY "{Do you/Does SP}..." "

FOR ITEMS SS8a AND SS8b, USE "SAME QUESTION STEM" DISPLAY

**QUESTION TEXT:**

{When {you use/SP uses} glasses or contacts, {do you/does {he/she}}/{Do you/Does SP}} see well enough to recognize someone across the street?

**CODES**

1	YES	SS10
2	NO	
	REFUSED	
	DON'T KNOW	

**SS8b****ss1seestvgl**

R1 SS8B TV ACROSS ROOM W GLASSES

**DISPLAY INSTRUCTIONS:**

IF SS7=1 (GLASSES OR CONTACTS FOR DISTANCE), DISPLAY "When {you use/SP uses} glasses or contacts, {do you/does {he/she}}..." "

ELSE DISPLAY "{Do you/Does SP}..." "

FOR ITEMS SS8a AND SS8b, USE "SAME QUESTION STEM" DISPLAY

**QUESTION TEXT:**

{When {you use/SP uses} glasses or contacts, {do you/does {he/she}}/{Do you/Does SP}} see well enough to watch television across the room?

**CODES**

1	YES
2	NO
	REFUSED
	DON'T KNOW

**SS10****ss1glasscls**

R1 SS10 WEAR GLS CONTCS SEE CLOS

**DISPLAY INSTRUCTIONS:**

DISPLAY QUESTION TEXT "close up" AS BOLD UNDERLINED TEXT

**QUESTION TEXT:**

{Do you/Does SP} wear glasses or contacts to help {you/him/her} see things close up?

**CODES**

- 1 YES
- 2 NO  
REFUSED  
DON'T KNOW

**SS11**

**ss1othvisaid**

R1 SS11 USED OTHER VISION AIDS

**QUESTION TEXT:**

In the last month, did {you/SP} use other vision aids such as a magnifying glass to help {you/him/her} see things close up?

IF NEEDED: Vision aids include things like a magnifying glass, large-print books, and other tools to help people with vision impairments.

**CODES**

- 1 YES
- 2 NO  
REFUSED  
DON'T KNOW

**SS12**

**ss1glrednewp**

R1 SS12 CAN READ NEWSPAPER PRINT

**DISPLAY INSTRUCTIONS:**

IF SS10 =1 (GLASSES OR CONTACTS FOR CLOSE UP) ) AND SS11=1 (VISION AID) DISPLAY "When {you use/SP uses} glasses or contacts and vision aids", and "do you/does {he/she}"

ELSE IF SS10=1 (GLASSES OR CONTACTS FOR CLOSE UP) AND SS11 NE 1 DISPLAY "When {you use/SP uses} glasses or contacts", and "do you/does {he/she}"

ELSE IF SS11=1 (VISION AID) DISPLAY "When {you use/SP uses} vision aids", and "do you/does {he/she}"

ELSE DISPLAY "{Do you/Does SP}"

**QUESTION TEXT:**

{When {you use/SP uses} glasses or contacts/When {you use/SP uses} vision aids/When {you use/SP uses} glasses or contacts and vision aids}, {{do you/does {he/she}} /{Do you/Does SP}} see well enough to read newspaper print?

**CODES**

- 1 YES
- 2 NO  
REFUSED  
DON'T KNOW



**SS13PRE**

**SS13PRE**

NOT ON FILE

Now I have some questions about health related problems that {you/SP} may have had in the last month.

PRESS 1 AND ENTER TO CONTINUE

---

**SS13**

**ss1probchswl**

R1 SS13 PROBLEMS CHEW OR SWALLOW

**DISPLAY INSTRUCTIONS:**

DISPLAY QUESTION TEXT "in the last month" AS BOLD UNDERLINED TEXT

**QUESTION TEXT:**

In the last month, did {you/SP} have problems with chewing or swallowing that caused difficulty when {you/he/she} ate?

**CODES**

- |   |            |
|---|------------|
| 1 | YES        |
| 2 | NO         |
|   | REFUSED    |
|   | DON'T KNOW |
- 

**SS14**

**ss1probspeak**

R1 SS14 PROBLEMS SPEAKING

**DISPLAY INSTRUCTIONS:**

DISPLAY QUESTION TEXT "in the last month" AS BOLD UNDERLINED TEXT

**QUESTION TEXT:**

In the last month because of {your/SP's} health, did {you/he/she} have any problems in speaking or in making {yourself/herself/himself} understood when {you talk/he talks/she talks}?

**CODES**

- |   |            |
|---|------------|
| 1 | YES        |
| 2 | NO         |
|   | REFUSED    |
|   | DON'T KNOW |
- 

**SS15**

**ss1painbothr**

R1 SS15 BOTHERED BY PAIN

**DISPLAY INSTRUCTIONS:**

DISPLAY QUESTION TEXT "in the last month" AS BOLD UNDERLINED TEXT

**QUESTION TEXT:**

In the last month, {have you/has {he/she}} been bothered by pain?

**CODES**

- |   |     |
|---|-----|
| 1 | YES |
|---|-----|

2	NO	SS18a
	REFUSED	SS19
	DON'T KNOW	SS19

<b>SS17</b>	<b>ss1painlimts</b>	R1 SS17 PAIN EVER LIMTS ACTIVIT
-------------	---------------------	---------------------------------

**DISPLAY INSTRUCTIONS:**

DISPLAY QUESTION TEXT "In the last month" AS BOLD UNDERLINED TEXT

**QUESTION TEXT:**

In the last month, has pain ever limited {your/SP's} activities?

**CODES**

1	YES
2	NO
	REFUSED
	DON'T KNOW

<b>SS18A</b>	<b>ss1painmedof</b>	R1 SS18A LST MNTH OFTEN PAIN MED
--------------	---------------------	----------------------------------

**QUESTION TEXT:**

SHOWCARD SS1

In the last month, how often did {you/SP} take medication for pain? Would you say every day, most days, some days, rarely or never?

**CODES**

1	EVERY DAY (7 DAYS A WEEK)
2	MOST DAYS (5-6 DAYS A WEEK)
3	SOME DAYS (2-4 DAYS A WEEK)
4	RARELY (ONCE A WEEK OR LESS)
5	NEVER
	REFUSED
	DON'T KNOW

<b>BOX SS18B</b>	<b>BOXSS18B</b>	NOT ON FILE
------------------	-----------------	-------------

If SS15=1 (PAIN) or SS18A=1 (PAIN MEDS EVERY DAY), 2 (PAIN MEDS MOST DAYS), 3 (PAIN MEDS SOME DAYS), or 4 (PAIN MEDS RARELY), go to SS18B  
Otherwise, go to SS19

<b>SS18B</b>	<b>ss1painwhe1</b>	R1 SS18B BACK PAIN IN LAST MNTH
	<b>ss1painwhe2</b>	R1 SS18B HIP PAIN IN LAST MONTH
	<b>ss1painwhe3</b>	R1 SS18B KNEE PAIN IN LAST MNTH
	<b>ss1painwhe4</b>	R1 SS18B FOOT PAIN IN LAST MNTH

<b>ss1painwhe5</b>	R1 SS18B HAND PAIN IN LAST MNTH
<b>ss1painwhe6</b>	R1 SS18B WRIST PAIN IN LAST MNTH
<b>ss1painwhe7</b>	R1 SS18B SHOULDR PAIN LST MNTH
<b>ss1painwhe8</b>	R1 SS18B HEAD PAIN IN LAST MNTH
<b>ss1painwhe9</b>	R1 SS18B NECK PAIN IN LAST MNTH
<b>ss1painwhe10</b>	R1 SS18B ARM PAIN IN LAST MNTH (from SS18c)
<b>ss1painwhe11</b>	R1 SS18B LEG PAIN IN LAST MNTH (from SS18c)
<b>ss1painwhe12</b>	R1 SS18B STOMACH PAIN LAST MNTH (from SS18c)
<b>ss1painwhe13</b>	R1 SS18B OTHR SPCFY PAIN LST MO

**QUESTION TEXT:**

SHOW CARD SS2

Please look at this card and tell me where {you have/SP has} had pain in the last month.

SELECT ALL THAT APPLY

**CODES**

1	BACK	SS19
2	HIPS	SS19
3	KNEES	SS19
4	FEET	SS19
5	HANDS	SS19
6	WRISTS	SS19
7	SHOULDERS	SS19
8	HEAD	SS19
9	NECK	SS19
91	OTHER PLACES (SPECIFY)	

**SS18C**

**SS18C**

NOT ON FILE

**QUESTION TEXT:**

SPECIFY OTHER PLACES SP HAD PAIN

**ENTER TEXT**

Length

50

**SS19**

**ss1probbreat**

R1 SS19 BREATHING PROBLEMS

**QUESTION TEXT:**

In the last month, did {you/SP} have any breathing problems, including shortness of breath or difficulty breathing?

**CODES**

1	YES
---	-----

2	NO	SS21
	REFUSED	SS21
	DON'T KNOW	SS21

**SS20**                      **ss1prbbrlimt**                      R1 SS20 BREATH PROBLS LIMIT ACTIV

**QUESTION TEXT:**

In the last month, did {your/SP's} breathing problems ever limit {your/his/her} activities?

**CODES**

1	YES
2	NO
	REFUSED
	DON'T KNOW

**SS21**                      **ss1strnglmup**                      R1 SS21 UPPER BOD STRENGTH LIMIT

**QUESTION TEXT:**

In the last month, did {you/SP} have limited strength or movement in {your/his/her} shoulders, arms, or hands?

**CODES**

1	YES	
2	NO	SS23
	REFUSED	SS23
	DON'T KNOW	SS23

**SS22**                      **ss1uplimtact**                      R1 SS22 UP BOD STRNGTH LIMIT ACT

**QUESTION TEXT:**

In the last month, did this problem with {your/SP's} shoulders, arms, or hands ever limit {your/his/her} activities?

**CODES**

1	YES
2	NO
	REFUSED
	DON'T KNOW

**SS23**                      **ss1lwrbodstr**                      R1 SS23 LOWER BODY STRNGTH LIMIT

**QUESTION TEXT:**

In the last month, did {you/SP} have limited strength or movement in {your/his/her} hips, legs, knees, or feet?

**CODES**

1	YES	
2	NO	SS25
	REFUSED	SS25
	DON'T KNOW	SS25

**SS24**                      **ss1lwrbodimp**                      R1 SS24 LWER BOD STRNGTH IMT ACT

**QUESTION TEXT:**

In the last month, did this problem with {your/SP's} hips, legs, knees, or feet ever limit {your/his/her} activities?

**CODES**

1	YES	
2	NO	
	REFUSED	
	DON'T KNOW	

**SS25**                      **ss1lowenergy**                      R1 SS25 LOW ENERGY IN LAST MONTH

**QUESTION TEXT:**

In the last month, did {you/SP} have low energy or {were you/was SP} easily exhausted?

**CODES**

1	YES	
2	NO	SS27
	REFUSED	SS27
	DON'T KNOW	SS27

**SS26**                      **ss1loenlmtat**                      R1 SS26 LOW ENERGY EVER LIM ACT

**QUESTION TEXT:**

In the last month, did {your/SP's} low energy or exhaustion ever limit {your/his/her} activities?

**CODES**

1	YES	
2	NO	
	REFUSED	
	DON'T KNOW	

**SS27**                      **ss1prbbalcrd**                      R1 SS27 BALANCE OR COORD PROBS

**QUESTION TEXT:**

In the last month, did {you/SP} have problems with balance or coordination?

**CODES**

1	YES	
2	NO	SECTION PC
	REFUSED	SECTION PC
	DON'T KNOW	SECTION PC

---

**SS28**

**ss1prbbalcnt**

R1 SS28 BAL COORD PROB LIMIT ACT

**QUESTION TEXT:**

In the last month, did {your/SP's} balance or coordination problems ever limit {your/SP's} activities?

**CODES**

1	YES
2	NO
	REFUSED
	DON'T KNOW

**PROGRAMMER INSTRUCTIONS:**

Go to Section PC – Physical Capacity

---

---

# NHATS Round 1

Section PC [PHYSICAL CAPACITY]

Sequence: 16

---

**PC1PRE**

**PC1PRE**

NOT ON FILE

**DISPLAY INSTRUCTIONS:**

IF CANE FLAG=1 (YES) OR WALKER FLAG=1 (YES) DISPLAY "and without {your/his/her}...". DISPLAY TEXT "without" AS BOLD UNDERLINED TEXT.

IF CANE FLAG=1 (YES) AND WALKER FLAG IS NULL, DISPLAY "cane"  
ELSE IF CANE FLAG=1 (YES) AND WALKER FLAG=1 (YES), DISPLAY "cane or walker"  
ELSE IF CANE FLAG IS NULL AND WALKER FLAG=1 (YES), DISPLAY "walker"

**QUESTION TEXT:**

We are interested in whether {you have /SP has} difficulty with physical movements when {you do/he does/she does} them without help from another person {and without {your/his/her}{cane/walker/cane or walker}}.

PRESS 1 AND ENTER TO CONTINUE

---

**PC1**

**pc1walk6blks**

R1 PC1 ABLE TO WALK 6 BLOCKS

**DISPLAY INSTRUCTIONS:**

IF CANE FLAG=1 (YES) OR WALKER FLAG=1 (YES) DISPLAY "and without {your/his/her}...".

DISPLAY TEXT "able" and "6 blocks" and "without" AS BOLD UNDERLINED TEXT

IF CANE FLAG=1 (YES) AND WALKER FLAG IS NULL, DISPLAY "cane"  
ELSE IF CANE FLAG=1 (YES) AND WALKER FLAG=1 (YES), DISPLAY "cane or walker"  
ELSE IF CANE FLAG IS NULL AND WALKER FLAG=1 (YES), DISPLAY "walker"

**QUESTION TEXT:**

In the last month, {were you/was SP} able to... walk 6 blocks, or about half a mile, by {yourself/himself/herself} {and without {your/his/her}{cane/walker/cane or walker}}?

**CODES**

1	YES	PC3
2	NO	
	REFUSED	
	DON'T KNOW	

---

**PC2**

**pc1walk3blks**

R1 PC2 ABLE TO WALK 3 BLOCKS

**DISPLAY INSTRUCTIONS:**

IF CANE FLAG=1 (YES) OR WALKER FLAG=1 (YES) DISPLAY "and without {your/his/her}...".

DISPLAY TEXT "able" and "3 blocks" and "without" AS BOLD UNDERLINED TEXT.

IF CANE FLAG=1 (YES) AND WALKER FLAG IS NULL, DISPLAY "cane"

ELSE IF CANE FLAG=1 (YES) AND WALKER FLAG=1 (YES), DISPLAY "cane or walker"  
ELSE IF CANE FLAG IS NULL AND WALKER FLAG=1 (YES), DISPLAY "walker"

**QUESTION TEXT:**

[In the last month, {were you/was SP} able to... ] walk 3 blocks by {yourself/himself/herself}{and without {your/his/her}{cane/walker/cane or walker}}?

**CODES**

- 1 YES
- 2 NO  
REFUSED  
DON'T KNOW

---

**PC3**

**pc1up2ostair**

R1 PC3 ABLE TO WALK UP 20 STAIRS

**DISPLAY INSTRUCTIONS:**

IF CANE FLAG=1 (YES), DISPLAY "and without {your/his/her} cane".

DISPLAY TEXT "able" and "20 stairs" and "without" AS BOLD UNDERLINED TEXT

**QUESTION TEXT:**

[In the last month, {were you/was SP} able to... ] walk up 20 stairs (about two flights) by {yourself/himself/herself} {and without {your/his/her} cane}?

**CODES**

- 1 YES PC5
- 2 NO  
REFUSED  
DON'T KNOW

---

**PC4**

**pc1up10stair**

R1 PC4 ABLE TO WALK UP 10 STAIRS

**DISPLAY INSTRUCTIONS:**

DISPLAY QUESTION TEXT "able" and "10 stairs" AND "without" AS BOLD UNDERLINED TEXT

IF CANE FLAG=1 (YES), DISPLAY "and without {your/his/her} cane"

**QUESTION TEXT:**

[In the last month, {were you/was SP} able to... ] walk up 10 stairs by {yourself/himself/herself} {and without {your/his/her} cane}?

**CODES**

- 1 YES
- 2 NO  
REFUSED  
DON'T KNOW

---

**PC5**

**pc1car20pnds**

R1 PC5 ABLE TO CARRY 20 POUNDS



**DISPLAY INSTRUCTIONS:**

IF CANE FLAG=1 (YES) OR WALKER FLAG=1 (YES), DISPLAY "and without {your/his/her}...". DISPLAY TEXT "without" AS BOLD UNDERLINED TEXT.

IF CANE FLAG=1 (YES) AND WALKER FLAG IS NULL, DISPLAY "cane"  
ELSE IF CANE FLAG=1 (YES) AND WALKER FLAG=1 (YES), DISPLAY "cane or walker"  
ELSE IF CANE FLAG IS NULL AND WALKER FLAG=1 (YES), DISPLAY "walker"

DISPLAY TEXT "able" and "20 pounds" AS BOLD UNDERLINED TEXT

**QUESTION TEXT:**

[In the last month, {were you/was SP} able to... ] lift and carry 20 pounds, or two full bags of groceries, by {yourself/himself/herself}{and without {your/his/her}{cane/walker/cane or walker}}?

**CODES**

- 1 YES PC7
- 2 NO
- REFUSED
- DON'T KNOW

**PC6**

**pc1car10pn**

R1 PC6 ABLE TO CARRY 10 POUNDS

**DISPLAY INSTRUCTIONS:**

IF CANE FLAG=1 (YES) OR WALKER FLAG=1 (YES), DISPLAY "and without {your/his/her}...". DISPLAY TEXT "without" AS BOLD UNDERLINED TEXT.

DISPLAY TEXT "able" and "10 pound" AS BOLD UNDERLINED TEXT.

IF CANE FLAG=1 (YES) AND WALKER FLAG IS NULL, DISPLAY "cane"  
ELSE IF CANE FLAG=1 (YES) AND WALKER FLAG=1 (YES), DISPLAY "cane or walker"  
ELSE IF CANE FLAG IS NULL AND WALKER FLAG=1 (YES), DISPLAY "walker"

**QUESTION TEXT:**

[In the last month, {were you/was SP} able to... ] lift and carry a 10-pound object by {yourself/himself/herself} {and without {your/his/her}{cane/walker/cane or walker}}?

**CODES**

- 1 YES
- 2 NO
- REFUSED
- DON'T KNOW

**PC7**

**pc1geonknees**

R1 PC7 ABLE TO GET DOWN ON KNEES

**DISPLAY INSTRUCTIONS:**

DISPLAY TEXT "able" AS BOLD UNDERLINED TEXT

**QUESTION TEXT:**

[In the last month, {were you/was SP} able to... ] get down on {your/his/her} knees and get back up without holding on to anyone or anything?

**CODES**

- 1 YES PC9

2 NO  
REFUSED  
DON'T KNOW

---

**PC8** **pc1bendover** R1 PC8 ABLE TO BEND OVER

**DISPLAY INSTRUCTIONS:**

DISPLAY QUESTION TEXT "able" AS BOLD UNDERLINED TEXT

**QUESTION TEXT:**

[In the last month {were you/was SP} able to... ] bend over without holding on to anyone or anything?

**CODES**

1 YES  
2 NO  
REFUSED  
DON'T KNOW

---

**PC9** **pc1hvobovrhd** R1 PC9 HEAVY OBJECT ABOVE HEAD

**DISPLAY INSTRUCTIONS:**

DISPLAY TEXT "able" IN BOLD UNDERLINED TEXT

**QUESTION TEXT:**

[In the last month, {were you/was SP} able to... ] put a heavy book or other object on a shelf above {your/his/her} head?

**CODES**

1 YES PC11  
2 NO  
REFUSED  
DON'T KNOW

---

**PC10** **pc1rechovrhd** R1 PC10 ABLE TO REACH OVERHEAD

**DISPLAY INSTRUCTIONS:**

DISPLAY TEXT "able" AS BOLD UNDERLINED TEXT

**QUESTION TEXT:**

[In the last month, {were you/was SP} able to... ] reach up over {your/his/her} head without holding on to anyone or anything?

**CODES**

1 YES  
2 NO  
REFUSED  
DON'T KNOW

---

**PC11**

**pc1opnjarwhd**

R1 PC11 OPEN SEALED JAR W HANDS

**DISPLAY INSTRUCTIONS:**

DISPLAY TEXT "able" AS BOLD UNDERLINED TEXT

**QUESTION TEXT:**

[In the last month, {were you/was SP} able to... ] open a sealed jar using just {your/his/her} hands?

**CODES**

1	YES	SECTION CP
2	NO	
	REFUSED	
	DON'T KNOW	

---

**PC12**

**pc1grspsmobj**

R1 PC12 ABLE GRASP SMALL OBJECTS

**DISPLAY INSTRUCTIONS:**

DISPLAY "able" IN BOLD UNDERLINED TEXT

**QUESTION TEXT:**

[In the last month, {were you/was SP} able to ... ]use {your/his/her} fingers to grasp or handle small objects?

**CODES**

1	YES
2	NO
	REFUSED
	DON'T KNOW

**PROGRAMMER INSTRUCTIONS:**

Go to Section CP – Cognition (Proxy)

---

---

## NHATS Round 1

Section CP [COGNITION (PROXY)]

Sequence: 17

---

**BOX CP1PRE**

**BOX CP1PRE**

NOT ON FILE

If PROXY flag = 1 (yes), go to CP1PRE.  
Otherwise, go to Section CG Cognition (SP).

---

**CP1PRE**

**CP1PRE**

NOT ON FILE

**QUESTION TEXT:**

Part of this study is concerned with people's memory and ability to think about things.

PRESS 1 AND ENTER TO CONTINUE

---

**CP1**

**cp1memrygood**

R1 CP1 HOW GOOD MEMRY AT PRESENT

**DISPLAY INSTRUCTIONS:**

DISPLAY "at the present time" IN BOLD UNDERLINED TEXT.

**QUESTION TEXT:**

First, how would you rate {SP's} memory at the present time? Would you say it is excellent, very good, good, fair, or poor?

---

**CODES**

- |   |            |
|---|------------|
| 1 | EXCELLENT  |
| 2 | VERY GOOD  |
| 3 | GOOD       |
| 4 | FAIR       |
| 5 | POOR       |
|   | REFUSED    |
|   | DON'T KNOW |
- 

**BOX CP2**

**BOXCP2**

NOT ON FILE

If IS9 = 30-37, or 92 (proxy is not a relative), go to CP2.  
Otherwise, go to CP3PRE.

---

**CP2**

**cp1knownspyr**

R1 CP2 KNOWN SP 4 AT LEAST A YR

**DISPLAY INSTRUCTIONS:**

Spell out month in question text (for example, display "March" rather than "3")

**QUESTION TEXT:**

Have you known {SP} for at least 1 year, that is since {CURRENT MONTH, YEAR - 1 year}?

---

**CODES**

- 1 YES
- 2 NO
- REFUSED
- DON'T KNOW

**CP3PRE**

**CP3PRE**

**NOT ON FILE**

**DISPLAY INSTRUCTIONS:**

If CP2 = 1 (known at least 1 year) or IS9 = 2-29, 91 (proxy is relative), display “in the last several years”.  
Otherwise, display “since you have known {him/her}”.

**QUESTION TEXT:**

Now, I'd like to ask some questions about whether you have noticed any changes in {SP} {in the last several years/since you have known {him/her}} due to thinking and memory problems.

PRESS 1 AND ENTER TO CONTINUE

**CP3**

- cp1chgthink1**
- cp1chgthink2**
- cp1chgthink3**
- cp1chgthink4**
- cp1chgthink5**
- cp1chgthink6**
- cp1chgthink7**
- cp1chgthink8**

- R1 CP3A SP DIFF REMEMBER DATE
- R1 CP3B SP REPEATS SELF
- R1 CP3C SP DIFF REMEMBER APPT
- R1 CP3D SP CHNG INTRST ACT HOB
- R1 CP3E SP DIFF WITH MONEY MGMT
- R1 CP3F SP DIFF LEARNNG USE TOOL
- R1 CP3G SP PRBLMS WITH JDGMNT
- R1 CP3H SP DLY PRBLMS W THNK MEM

**DISPLAY INSTRUCTIONS:**

Use "Same Question Stem" display.

If CP2 = 1 (known at least 1 year) or IS9 = 2-29, 91 (proxy is relative), display “in the last several years”.  
Otherwise, display “since you have known {him/her}”.

Display the current response item text as a fill in the "IF NEEDED" statement.

If at CP3a, do not display question text in brackets.

Otherwise, display question text in brackets.

If at CP3a, display “first”

If at CP3b-CP3g, display “next”

If at CP3h, display “last”

**QUESTION TEXT:**

{[ ]}I'll read some statements about {him/her}. If there has been a change {in the last several years/since you have known {him/her}} caused by {his/her} thinking and memory problems, please say "Yes". Otherwise say "No".{[ ]}

The {first/next/last} item is [READ ITEM].

{variable text [a-h]}

IF NEEDED: Has there been a change caused by {his/her} thinking and memory problems in {RESPONSE ITEM a-h}?

RESPONSE [1] a. remembering the month or year

RESPONSE [2] b. repeating questions, stories, or statements

RESPONSE [3] c. difficulty remembering appointments

RESPONSE [4] d. interest in hobbies or activities

RESPONSE [5] e. difficulty handling money matters like balancing a checkbook or paying bills

RESPONSE [6] f. trouble learning how to use a tool, appliance or gadget, for example a TV remote control or microwave

RESPONSE [7] g. problems with judgment, for example falling for scams or buying gifts that are inappropriate for the recipient

RESPONSE [8] h. daily problems with thinking and/or memory

**CODES**

- 1 YES, A CHANGE
- 2 NO, NO CHANGE
- 3 DEMENTIA/ALZHEIMER'S REPORTED BY PROXY  
REFUSED  
DON'T KNOW

**PROGRAMMER INSTRUCTIONS:**

Array the responses and variable text columns in the panel.  
Display "variable text" in the a-h sequence until all rows have been displayed.

**CP4**

**cp1memcogpr1**

R1 CP4A LOST IN FAMILIAR ENVIRON

**cp1memcogpr2**

R1 CP4B SP WANDERD OFF NO RETRN

**cp1memcogpr3**

R1 CP4C SP ABLE LEFT ALONE 1 HR

**cp1memcogpr4**

R1 CP4D SP HEARS SEES THNGS

**DISPLAY INSTRUCTIONS:**

Use "Same Question Stem" display

If at CP4a, do not display question text in brackets  
Otherwise display question text in brackets

**QUESTION TEXT:**

{[ ]} I have a few other questions. In the last year... {[ ]}

{variable text [a-d]}

RESPONSE[1] a. did {he/she} ever get lost in a familiar environment?

RESPONSE[2] b. did {he/she} ever wander off and not return by {himself/herself}?

RESPONSE[3] c. was {he/she} able to be left alone for an hour or so?

RESPONSE[4] d. did{he/she}hear or see things that were not really there?

**CODES**

1	YES
2	NO
	REFUSED
	DON'T KNOW

**PROGRAMMER INSTRUCTIONS:**

Array the responses and variable text columns in the panel  
Display "variable text" in the a-d sequence until all rows have been displayed

GO TO SECTION CG - COGNITION (SP)

---

---

## NHATS Round 1

Section CG [COGNITION (SP)]

Sequence: 18

---

**BOX CG1PRE**

**BOXCG1PRE**

NOT ON FILE

If PROXY flag = 1 (yes), go to CG1APRE.  
Otherwise, go to CG2PRE.

---

**CG1APRE**

**CG1APRE**

NOT ON FILE

QUESTION TEXT:

There are a few questions that I would like to ask {SP} so that the study can better understand memory in people {his/her} age. Some may be hard to answer, but it is important to the study that we ask these.

PRESS 1 AND ENTER TO CONTINUE

---

**CG1A**

**cg1speaktosp**

R1 CG1A MAY SPEAK TO SP ASK QUES

QUESTION TEXT:

May I speak to {SP} and ask {him/her} a few questions?

CODES

1	YES	
2	NO	CG1d

---

**CG1B**

**CG1B**

NOT ON FILE

QUESTION TEXT:

IF SP IS NOT IN THE ROOM, ASK PROXY TO HAVE {SP} JOIN YOU

IF/WHEN SP IS IN THE ROOM, PRESS 1 AND ENTER TO CONTINUE

---

**CG1C**

**cg1quesremem**

R1 CG1C START W QUES ABOUT MEMRY

QUESTION TEXT:

I will start with a question about memory. Does that sound OK?

CODES

1	YES	CG6PRE
2	NO	
	REFUSED	
	DON'T KNOW	

---

**CG1D**

**cg1reascano1**

R1 CG1D SP CANT ANS DEMENTIA

**cg1reascano2**

R1 CG1D SP CANT ANS UNABLE SPEAK

**cg1reascano3**

R1 CG1D SP CANT ANS UNABLE HEAR

---



<b>cg1reascano4</b>	R1 CG1D SP CANT ANS SP REFUSED
<b>cg1reascano5</b>	R1 CG1D SP CANT ANS PROXY REFUSD
<b>cg1reascano6</b>	R1 CG1D SP CANT ANS NOT PRESENT (from CG1e)
<b>cg1reascano7</b>	R1 CG1D SP CANT ANS SP TOO ILL (from CG1e)
<b>cg1reascano8</b>	R1 CG1D SP CANT ANS LANG BARRIER (from CG1e)
<b>cg1reascano9</b>	R1 CG1D SP CANT ANS OTHR SPECIFY

**QUESTION TEXT:**

What is the main reason you feel (you/he/she) cannot answer questions about memory?

SELECT ALL THAT APPLY

**CODES**

**Code All That Apply**

1	SP HAS DEMENTIA/ALZHEIMER'S/NOT ABLE	GO TO MO
2	SP IS UNABLE TO SPEAK	GO TO MO
3	SP IS UNABLE TO HEAR	GO TO MO
4	SP REFUSED	GO TO MO
5	PROXY REFUSED	GO TO MO
91	OTHER (SPECIFY)	

**CG1E**

**CG1E**

NOT ON FILE

**QUESTION TEXT:**

SPECIFY THE OTHER REASON SP CANNOT ANSWER QUESTIONS ABOUT MEMORY

**ENTER TEXT**

Length

255

**PROGRAMMER INSTRUCTIONS:**

Go to Section MO Mobility.

**CG2PRE**

**CG2PRE**

NOT ON FILE

**QUESTION TEXT:**

The next few questions are about people's memory and ability to think about things. It is important for the study to better understand memory in people as they age.

PRESS 1 AND ENTER TO CONTINUE

**CG2**

**cg1ratememry**

R1 CG2 RATE YOUR MEMORY

**DISPLAY INSTRUCTIONS:**

Display "at the present time" in bold underlined text.

**QUESTION TEXT:**

First, how would you rate your memory at the present time? Would you say it is excellent, very good, good, fair, or poor?

**CODES**

1	EXCELLENT
---	-----------

- 2 VERY GOOD
- 3 GOOD
- 4 FAIR
- 5 POOR
- REFUSED
- DON'T KNOW

**BOX CG3**

**BOXCG3**

NOT ON FILE

If CG2=1 (excellent) or 2 (very good)), go to CG4.  
Otherwise, go to CG3.

**CG3**

**cg1ofmemprob**

R1 CG3 OFTN MEMRY PROBS INTERFER

**QUESTION TEXT:**

SHOW CARD CG1

In the last month, how often did memory problems interfere with your daily activities? Would you say every day, most days, some days, rarely, or never?

**CODES**

- 1 EVERY DAY (7 DAYS A WEEK)
- 2 MOST DAYS (5-6 DAYS A WEEK)
- 3 SOME DAYS (2-4 DAYS A WEEK)
- 4 RARELY (ONCE A WEEK OR LESS)
- 5 NEVER
- REFUSED
- DON'T KNOW

**CG4**

**cg1memcom1yr**

R1 CG4 MEMRY COMPARD TO 1 YR AGO

**DISPLAY INSTRUCTIONS:**

Display "1 year ago" in bold underlined text.

**QUESTION TEXT:**

SHOW CARD CG2

Compared to 1 year ago, would you say your memory is much better now, better now, about the same, worse now, or much worse now than it was then?

**CODES**

- 1 MUCH BETTER
- 2 BETTER
- 3 SAME
- 4 WORSE
- 5 MUCH WORSE
- REFUSED
- DON'T KNOW

**CG6PRE**

**CG6PRE**

NOT ON FILE

**QUESTION TEXT:**

We're interested in how memory actually works. We find that even people with very good memories seem to forget some things from time to time. The next questions are a little different, but are often asked on studies about memory.

PRESS 1 AND ENTER TO CONTINUE

**CG6A**

**cg1todaydat1**

R1 CG6A TODAY'S DATE CORRCT MNTH

**cg1todaydat2**

R1 CG6B TODAY'S DATE CORRECT DAY

**cg1todaydat3**

R1 CG6C TODAY'S DATE CORRECT YR

**cg1todaydat4**

R1 CG6D TODAY'S DATE CORRCT DOW

**cg1todaydat5**

R1 CG6E TODAY'S DATE SP USED AID

**DISPLAY INSTRUCTIONS:**

Use "Same Question Stem" display.

If at CG6a, do not display question text in brackets. Otherwise, display question text in brackets.

Spell out month in question text and also as a numeric date as indicated in interviewer question text.

If at CG6d, display "IF SP DID NOT ALREADY MENTION DAY OF THE WEEK, ASK: What is the day of the week?".

Display "MONTH", "DAY", "YEAR", and "DAY OF THE WEEK" in underlined text.

**QUESTION TEXT:**

{ } Without looking at a calendar or watch, please tell me today's date. { }

{ IF SP DID NOT ALREADY MENTION DAY OF THE WEEK, ASK: What is the day of the week? }

TODAY'S DATE IS: { DAY OF WEEK }, { MONTH DAY, YEAR } { (mm/dd/yyyy) }

CODE NO (2) FOR DON'T KNOW RESPONSES

RESPONSE [1] a. DID SP SAY THE CORRECT MONTH?

RESPONSE [2] b. DID SP SAY THE CORRECT DAY?

RESPONSE [3] c. DID SP SAY THE CORRECT YEAR?

RESPONSE [4] d. DID SP SAY THE CORRECT DAY OF THE WEEK?

RESPONSE [5] e. DID SP LOOK AT A CALENDAR, NEWSPAPER, WATCH, OR OTHER AID FOR THE DATE?

**CODES**

- 1 YES
- 2 NO/DON'T KNOW  
REFUSED

**PROGRAMMER INSTRUCTIONS:**

Disallow RF for response [5]e.

**BOX CG7**

**BOXCG7**

NOT ON FILE

If PROXY flag =1 and CG6a-CG6e=2(NO/DON'T KNOW) or REFUSED, go Section MO Mobility. Otherwise, go to CG7PRE.

**CG7PRE**

**cg1prewrdrcl**

R1 CG7PRE INTRO TO WORD RECALL

**QUESTION TEXT:**

Now I will read a set of 10 words and ask you to recall as many as you can. We have purposely made the list long so that it will be difficult for anyone to recall all the words. Most people recall just a few. Please listen carefully as I read the set of words because I cannot repeat them. When I finish, I will ask you to recall aloud as many of the words as you can, in any order. Is this clear?

IF SP ASKS TO WRITE DOWN WORDS, SAY: We want you to try to recall the words without any help.

REPEAT INSTRUCTIONS ABOVE AS NEEDED FOR SP TO UNDERSTAND ACTIVITY BEFORE CONTINUING

**CODES**

1	CONTINUE WITH ACTIVITY	
2	SP REFUSES ACTIVITY	CG9

---

**CG7**

**cg1dwrldlstnm**

R1 D WHICH WORD LIST WAS ASSIGNED

**DISPLAY INSTRUCTIONS:**

If WORD RECALL LIST 1ST ADMIN = 1 (from preload), display words from word list 1.  
Else if WORD RECALL LIST 1ST ADMIN = 2 (from preload), display words from word list 2.  
Else if WORD RECALL LIST 1ST ADMIN = 3 (from preload), display words from word list 3.  
Display one word from list 1, 2, or 3 one at a time every 2 seconds using Blaise timer application.  
Display words in font size 36 in the middle of the screen.  
Display interviewer instruction at the top of the screen in regular font size.

{variable text [1-3]}

[LIST 1]

hotel  
river  
tree  
skin  
gold  
market  
paper  
child  
king  
book

[LIST 2]

woman  
rock  
blood  
corner  
shoes  
letter  
girl  
house  
valley  
engine

[LIST 3]

water  
church  
doctor  
palace  
fire  
garden  
sea

village  
baby  
table

**QUESTION TEXT:**

READ THE WORDS DISPLAYED AT A SLOW, STEADY RATE AS THEY COME UP ON THE SCREEN. APPROXIMATELY 1 WORD EVERY 2 SECONDS

PRESS 1 AND ENTER TO CONTINUE

**PROGRAMMER INSTRUCTIONS:**

After the last word, automatically advance screen to CG8.

---

**CG7a**

**CG7a**

NOT ON FILE

AFTER LIST HAS ENDED, TYPE 1 AND ENTER TO CONTINUE.

---

**CG8**

<b>cg1wrdsrca1</b>	R1 CG8 1 TELL WORDS U CAN RECALL
<b>cg1wrdsrca2</b>	R1 CG8 2 TELL WORDS U CAN RECALL
<b>cg1wrdsrca3</b>	R1 CG8 3 TELL WORDS U CAN RECALL
<b>cg1wrdsrca4</b>	R1 CG8 4 TELL WORDS U CAN RECALL
<b>cg1wrdsrca5</b>	R1 CG8 5 TELL WORDS U CAN RECALL
<b>cg1wrdsrca6</b>	R1 CG8 6 TELL WORDS U CAN RECALL
<b>cg1wrdsrca7</b>	R1 CG8 7 TELL WORDS U CAN RECALL
<b>cg1wrdsrca8</b>	R1 CG8 8 TELL WORDS U CAN RECALL
<b>cg1wrdsrca9</b>	R1 CG8 9 TELL WORDS U CAN RECALL
<b>cg1wrdsrca10</b>	R1 CG8 10 TELL WORDS U CAN RECALL
<b>cg1dwrdimrc</b>	R1 D SCORE IMMEDIATE WORD RECALL
<b>cg1dwrdirref</b>	R1 D IMMEDIATE RECALL NONE
<b>cg1dwrdirref</b>	R1 D IMMEDIATE RECALL REFUSED

**DISPLAY INSTRUCTIONS:**

Display word list that was presented in CG7 for this administration.

Display response codes g1 and g2 response categories in a column beside the word list.

**QUESTION TEXT:**

Now please tell me the words you can recall.

AFTER 10 SECONDS OF SILENCE, PROBE ONCE: Are there any (other) words you remember?

STOP ACTIVITY AFTER ANOTHER 10 SECONDS OF SILENCE OR IF SP SAYS DONE

SELECT ALL THAT APPLY

{variable text [1-3]}

[LIST 1]  
hotel  
river  
tree

skin  
gold  
market  
paper  
child  
king  
book

[LIST 2]  
woman  
rock  
blood  
corner  
shoes  
letter  
girl  
house  
valley  
engine

[LIST 3]  
water  
church  
doctor  
palace  
fire  
garden  
sea  
village  
baby  
table

91. NO WORDS REMEMBERED  
92. REFUSED

**PROGRAMMER INSTRUCTIONS:**

If 91 (NO WORDS REMEMBERED) selected and any codes 1-10 or 92 selected, display error message “INCONSISTENT ANSWER. NO WORDS REMEMBERED CANNOT BE SELECTED WITH ANY OTHER CATEGORY” when leaving the screen.

If 91 or 92 selected, go to CG9.

---

**CG8a**

**cg1wrdsntlst**

R1 CG8A WORDS NOT ON LIST

**DISPLAY INSTRUCTIONS:**

Display “not” in underlined text.

**QUESTION TEXT:**

DID SP SAY ANY WORDS THAT WERE NOT ON THE LIST?

**CODES**

1 YES  
2 NO

CG9

---

**CG8b**

**cg1numnotlst**

R1 CG8B NUM WORDS NOT ON LIST

**DISPLAY INSTRUCTIONS:**

Display “not” in underlined text.

**QUESTION TEXT:**

HOW MANY WORDS DID SP SAY THAT WERE NOT ON THE LIST?

ENTER NUMBER

RANGE 1-10

**ENTER NUMBER**

Range

1 to 10

**CG9**

**cg1probreca1**

R1 CG9 SP HAD DIFF HEARING WORDS

**cg1probreca2**

R1 CG9 INTERRUPTION AS LIST READ

**cg1probreca3**

R1 CG9 PROB WORD RECALL SPECIFY

**cg1probreca4**

R1 CG9 WD RECALL NO PROB OCCURRD

**QUESTION TEXT:**

DID SP HAVE ANY PROBLEMS DURING THE WORD RECALL TASK?

SELECT ALL THAT APPLY

**CODES**

**Code All That Apply**

1	DIFFICULTY HEARING ANY OF THE WORDS	CG10
2	INTERRUPTION OCCURRED WHILE LIST WAS BEING READ	CG10
91	OTHER PROBLEM (SPECIFY)	
92	NO PROBLEMS OCCURRED	CG10

**PROGRAMMER INSTRUCTIONS:**

Response code 92 cannot be selected in combination with any other code. Display error message “INCONSISTENT ANSWER. NO PROBLEMS OCCURRED CANNOT BE SELECTED WITH ANY OTHER CATEGORY” when leaving the screen.

**CG9A**

**CG9A**

NOT ON FILE

**QUESTION TEXT:**

SPECIFY THE TYPE OF PROBLEM EXPERIENCED DURING WORD RECALL TASK

**ENTER TEXT**

Length

255

**CG10**

**cg1dclkdraw**

R1 D SCORE OF CLOCK DRAWING TEST

**cg1dclkimgcl**

R1 D IMAGE CLARITY CLOCK DRAWING

**QUESTION TEXT:**

SET STOPWATCH FOR 2 MINUTES IN COUNTDOWN MODE

HAND SP A BLANK SHEET OF PAPER AND AN ERASABLE PEN

IF NEEDED, MAKE SURE SP HAS A WRITING SURFACE. THEN SAY:

Please draw a clock on this piece of paper.

Start by drawing a large circle.

Put all the numbers in the circle and set the hands to show 11:10 (10 pas 11).”

START STOPWATCH

STOP ACTIVITY WHEN 2 MINS IS UP OR BEFORE IF SP SAYS DONE

PRESS 1 AND ENTER TO CONTINUE

---

**CG10A****cg1atdrwclck**

R1 CG10A SP ATTEMPT CLOCK DRAWIG

**QUESTION TEXT:**

INDICATE WHETHER SP ATTEMPTED CLOCK DRAWING

IF SP ATTEMPTED CLOCK DRAWING, AFFIX SP ID LABEL ON THE LOWER LEFT HAND CORNER OF CLOCK DRAWING SHEET

**CODES**

1	SP ATTEMPTED CLOCK DRAWING
2	SP DID NOT ATTEMPT CLOCK DRAWING
97	SP REFUSED CLOCK DRAWING

---

**CG13****cg1presidna1**

R1 CG13A PRES LAST NAME CORRECT

**cg1presidna2**

R1 CG13B PRES LAST NAME INCORRCT

**cg1presidna3**

R1 CG13C PRES FIRST NAME CORRCT

**cg1presidna4**

R1 CG13D PRES FIRST NAME INCORR

**DISPLAY INSTRUCTIONS:**

Display "FIRST", "LAST", "first", and "last" in underlined text.

**QUESTION TEXT:**

Next, who is the President of the United States right now?

CORRECT ANSWER IS BARACK OBAMA

IF ONLY FIRST NAME GIVEN, ASK: Do you know his last name?

IF ONLY LAST NAME GIVEN, ASK: Do you know his first name?

SELECT ALL THAT APPLY

**CODES****Code All That Apply**

1	LAST NAME CORRECT
2	LAST NAME NOT CORRECT/DK LAST NAME
3	FIRST NAME CORRECT
4	FIRST NAME NOT CORRECT/DK FIRST NAME
	REFUSED



**PROGRAMMER INSTRUCTIONS:**

If (RF is not selected) and (codes 1 or 2) and (codes 3 or 4) are not selected, display error message "INCOMPLETE ANSWER. A RESPONSE TO BOTH THE FIRST NAME AND THE LAST NAME MUST BE SELECTED."

If codes 1 and 2 are selected, display error message "INCONSISTENT ANSWER. LAST NAME CANNOT BE BOTH CORRECT AND NOT CORRECT OR UNKNOWN".

If codes 3 and 4 are selected, display error message "INCONSISTENT ANSWER. FIRST NAME CANNOT BE BOTH CORRECT AND NOT CORRECT OR UNKNOWN".

**CG14**

**cg1vpname1**

R1 CG14A VP LAST NAME CORRECT

**cg1vpname2**

R1 CG14B VP LAST NAME INCORRECT

**cg1vpname3**

R1 CG14C VP FIRST NAME CORRECT

**cg1vpname4**

R1 CG14D VP FIRST NAME INCORRECT

**DISPLAY INSTRUCTIONS:**

Display "FIRST", "LAST", "first", and "last" in underlined text.

**QUESTION TEXT:**

Who is the Vice President?

CORRECT ANSWER IS JOE (JOSEPH) BIDEN

IF ONLY FIRST NAME GIVEN, ASK: Do you know his last name?  
IF ONLY LAST NAME GIVEN, ASK: Do you know his first name?

SELECT ALL THAT APPLY

**CODES**

**Code All That Apply**

- 1 LAST NAME CORRECT
  - 2 LAST NAME NOT CORRECT/DK LAST NAME
  - 3 FIRST NAME CORRECT
  - 4 FIRST NAME NOT CORRECT/DK FIRST NAME
- REFUSED

**PROGRAMMER INSTRUCTIONS:**

If (RF is not selected) and (codes 1 or 2) and (codes 3 or 4) are not selected, display error message "INCOMPLETE ANSWER. A RESPONSE TO BOTH THE FIRST NAME AND THE LAST NAME MUST BE SELECTED."

If codes 1 and 2 are selected, display error message "INCONSISTENT ANSWER. LAST NAME CANNOT BE BOTH CORRECT AND NOT CORRECT OR UNKNOWN".

If codes 3 and 4 are selected, display error message "INCONSISTENT ANSWER. FIRST NAME CANNOT BE BOTH CORRECT AND NOT CORRECT OR UNKNOWN".

**BOX CG15**

**BOXCG15**

NOT ON FILE

IF CG7PRE = 2 (SP REFUSES ACTIVITY), GO TO SECTION MO - MOBILITY  
ELSE GO TO CG15

**CG15**

**cg1wrdsdcal1**

R1 CG15 1 DELAYED WORD RECALL

**cg1wrdsdcal2**

R1 CG15 2 DELAYED WORD RECALL

cg1wrdsdca3	R1 CG15 3 DELAYED WORD RECALL
cg1wrdsdca4	R1 CG15 4 DELAYED WORD RECALL
cg1wrdsdca5	R1 CG15 5 DELAYED WORD RECALL
cg1wrdsdca6	R1 CG15 6 DELAYED WORD RECALL
cg1wrdsdca7	R1 CG15 7 DELAYED WORD RECALL
cg1wrdsdca8	R1 CG15 8 DELAYED WORD RECALL
cg1wrdsdca9	R1 CG15 9 DELAYED WORD RECALL
cg1wrdsdca10	R1 CG15 10 DELAYED WORD RECALL
cg1dwrddlyrc	R1 D SCORE DELAYED WORD RECALL
cg1dwrddnone	R1 D DELAYED RECALL NONE
cg1dwrddrref	R1 D DELAYED RECALL REFUSED

**DISPLAY INSTRUCTIONS:**

Display word list that was presented in CG7.

Display response codes 91 and 92 response categories in column beside the word list.

**QUESTION TEXT:**

A little while ago, I read you a list of 10 words and you repeated the ones you could remember. Please tell me any of the words that you remember now.

AFTER 10 SECONDS OF SILENCE, PROBE ONCE: Are there any (other) words you remember?

STOP ACTIVITY AFTER ANOTHER 10 SECONDS OF SILENCE OR IF SP SAYS DONE

SELECT ALL THAT APPLY

{variable text [1-3]}

[LIST 1]

- hotel
- river
- tree
- skin
- gold
- market
- paper
- child
- king
- book

[LIST 2]

- woman
- rock
- blood
- corner
- shoes
- letter
- girl
- house
- valley
- engine

[LIST 3]

water  
church  
doctor  
palace  
fire  
garden  
sea  
village  
baby  
table

91. NO WORDS REMEMBERED  
92. REFUSED

**PROGRAMMER INSTRUCTIONS:**

If 91 (NO WORDS REMEMBERED) selected and any codes 1-10 or 92 selected, display error message "INCONSISTENT ANSWER. NO WORDS REMEMBERED CANNOT BE SELECTED WITH ANY OTHER CATEGORY" when leaving the screen.

If response 91 or 92 given, go to Section MO- Mobility.

---

**CG15a**

**CG15a**

NOT ON FILE

AFTER LIST HAS ENDED, TYPE 1 AND ENTER TO CONTINUE.

---

**CG16**

**cg1wrndnotlst**

R1 CG16 WORDS NOT ON LIST

**DISPLAY INSTRUCTIONS:**

Display "not" in underlined text.

**QUESTION TEXT:**

DID SP SAY ANY WORDS THAT WERE NOT ON THE LIST?

**CODES**

1 YES  
2 NO

SECTION MO

---

**CG17**

**cg1numwrndnot**

R1 CG17 NUM OF WORDS NOT ON LIST

**DISPLAY INSTRUCTIONS:**

Display "not" in underlined text.

**QUESTION TEXT:**

HOW MANY WORDS DID SP SAY THAT WERE NOT ON THE LIST?

ENTER NUMBER  
Range 1-10

**ENTER NUMBER**

Range

1 to 10

---

## Derived Variables from Items in CG Section

<b>cg1dwrdr1rc1</b>	R1 D WORD1 IMMEDIATE RECALL
<b>cg1dwrdr2rc1</b>	R1 D WORD2 IMMEDIATE RECALL
<b>cg1dwrdr3rc1</b>	R1 D WORD3 IMMEDIATE RECALL
<b>cg1dwrdr4rc1</b>	R1 D WORD4 IMMEDIATE RECALL
<b>cg1dwrdr5rc1</b>	R1 D WORD5 IMMEDIATE RECALL
<b>cg1dwrdr6rc1</b>	R1 D WORD6 IMMEDIATE RECALL
<b>cg1dwrdr7rc1</b>	R1 D WORD7 IMMEDIATE RECALL
<b>cg1dwrdr8rc1</b>	R1 D WORD8 IMMEDIATE RECALL
<b>cg1dwrdr9rc1</b>	R1 D WORD9 IMMEDIATE RECALL
<b>cg1dwrdr10rc1</b>	R1 D WORD10 IMMEDIATE RECALL
<b>cg1dwrdrunnrc</b>	R1 D WORD1 DELAYED RECALL [See CG8]
<b>cg1dwrdrinone</b>	R1 D IMMEDIATE RECALL NONE [See CG8]
<b>cg1dwrdrirref</b>	R1 D IMMEDIATE RECALL REFUSED [See CG8]
<b>cg1dwrdr1dly</b>	R1 WORD1 DELAYED RECALL
<b>cg1dwrdr2dly</b>	R1 D WORD3 DELAYED RECALL
<b>cg1dwrdr3dly</b>	R1 D WORD4 DELAYED RECALL
<b>cg1dwrdr4dly</b>	R1 D WORD5 DELAYED RECALL
<b>cg1dwrdr5dly</b>	R1 D WORD6 DELAYED RECALL
<b>cg1dwrdr6dly</b>	R1 D WORD7 DELAYED RECALL
<b>cg1dwrdr7dly</b>	R1 D WORD8 DELAYED RECALL
<b>cg1dwrdr8dly</b>	R1 D WORD9 DELAYED RECALL
<b>cg1dwrdr9dly</b>	R1 D WORD10 DELAYED RECALL
<b>cg1dwrdr10dly</b>	R1 D WORD2 DELAYED RECALL
<b>cg1dwrdrdlyre</b>	R1 D SCORE DELAYED WORD RECALL [See CG15]
<b>cg1dwrdrdnone</b>	R1 D DELAYED RECALL NONE [See CG15]
<b>cg1dwrdrdrref</b>	R1 D DELAYED RECALL REFUSED [See CG15]

---

## NHATS Round 1

Section MO [MOBILITY]

Sequence: 20

---

**MO1PRE**

**MO1PRE**

NOT ON FILE

**DISPLAY INSTRUCTIONS:**

If STRUCTURE flag = 2 (MULTI-UNIT), display "building".  
Otherwise, display "home".

**QUESTION TEXT:**

Now we're going to ask about {leaving your/SP leaving {his/her}} {home/building} to go outside.

PRESS 1 AND ENTER TO CONTINUE

---

**MO1**

**mo1outoft**

R1 MO1 OFTEN GO OUTSIDE

**QUESTION TEXT:**

SHOW CARD MO1

In the last month, how often did {you/SP} leave {your/his/her} {home/building} to go outside?  
Would you say every day, most days, some days, rarely, or never?

**CODES**

- |   |                              |      |
|---|------------------------------|------|
| 1 | EVERY DAY (7 DAYS A WEEK)    |      |
| 2 | MOST DAYS (5-6 DAYS A WEEK)  |      |
| 3 | SOME DAYS (2-4 DAYS A WEEK)  |      |
| 4 | RARELY (ONCE A WEEK OR LESS) |      |
| 5 | NEVER                        | MO10 |
|   | REFUSED                      |      |
|   | DON'T KNOW                   |      |

**PROGRAMMER INSTRUCTIONS:**

IF MO1=5 (NEVER) SET DIDNTLEAVE FLAG TO 1 (YES)

---

**BOX MO2**

**BOXMO2**

NOT ON FILE

IF CANE FLAG=1 (YES) GO TO MO2  
ELSE GO TO BOX MO3

---

**MO2**

**mo1outcane**

R1 MO2 CANE USED OUTSIDE

**QUESTION TEXT:**

SHOW CARD MO2

In the last month, when {you/SP} left {your/his/her} {home/building} to go outside, how often did  
{you/he/she} use {your/his/her} cane? Would you say every time, most times, sometimes, rarely, or never?

**CODES**

- |   |            |  |
|---|------------|--|
| 1 | EVERY TIME |  |
|---|------------|--|

- 2 MOST TIMES
- 3 SOMETIMES
- 4 RARELY
- 5 NEVER
- REFUSED
- DON'T KNOW

**BOX MO3**

**BOXMO3**

NOT ON FILE

IF WALKER FLAG=1 (YES), GO TO MO3  
ELSE GO TO BOX MO4

**MO3**

**mo1outwalkr**

R1 MO3 WALKER USED OUTSIDE

**QUESTION TEXT:**

SHOW CARD MO2

In the last month, when {you/SP} left {your/his/her}{home/building} to go outside, how often did {you/he/she} use {your/his/her} walker? Would you say every time, most times, sometimes, rarely, or never?

**CODES**

- 1 EVERY TIME
- 2 MOST TIMES
- 3 SOMETIMES
- 4 RARELY
- 5 NEVER
- REFUSED
- DON'T KNOW

**BOX MO4**

**BOXMO4**

NOT ON FILE

If WHEELCHAIR flag = 1 (yes), go to MO4.  
Otherwise, go to BOX MO5.

**MO4**

**mo1outwlchr**

R1 MO4 WHEELCHAIR USED OUTSIDE

**QUESTION TEXT:**

SHOW CARD MO2

In the last month, when {you/SP} left {your/his/her}{home/building} to go outside, how often did {you/he/she} use a wheelchair? Would you say every time, most times, sometimes, rarely, or never?

**CODES**

- 1 EVERY TIME
- 2 MOST TIMES
- 3 SOMETIMES
- 4 RARELY
- 5 NEVER
- REFUSED

DON'T KNOW

---

**BOX MO5**

**BOXMO5**

NOT ON FILE

If SCOOTER flag = 1 (yes), go to MO5.  
Otherwise, go to BOX MO6.

---

**MO5**

**mo1outsctr**

R1 MO5 SCOOTER USED OUTSIDE

**QUESTION TEXT:**

SHOW CARD MO2

In the last month, when {you/SP} left {your/his/her} {home/building} to go outside, how often did {you/he/she} use a scooter? Would you say every time, most times, sometimes, rarely, or never?

**CODES**

1	EVERY TIME
2	MOST TIMES
3	SOMETIMES
4	RARELY
5	NEVER
	REFUSED
	DON'T KNOW

---

**MO6**

**mo1outhlp**

R1 MO6 HELP GO OUTSIDE

**DISPLAY INSTRUCTIONS:**

If FACILITY flag = 1 (yes), display "a staff person from the place where {you live/{he/she} lives},".

**QUESTION TEXT:**

In the last month, did anyone ever help {you/SP} leave {your/his/her} {home/building} to go outside?

IF NEEDED: This includes family, friends, {a staff person from the place where {you live/{he/she} lives},} or someone paid to help {you/him/her}.

**CODES**

1	YES	
2	NO	MO8
	REFUSED	MO8
	DON'T KNOW	MO8

---

**MO6a**

**op1outhlp**

R1 MO6A HELPS SP GO OUTSIDE

**op1relatnshp**

R1 OTHR PRSN RELATIONSHIP TO SP

**DISPLAY INSTRUCTIONS:**

Display HELPER RELATIONSHIP CODE LIST.

Display person roster with FIRST NAME, LAST NAME, and RELATIONSHIP TO SP. Allow entry for FIRST NAME,

LAST NAME, and RELATIONSHIP TO SP fields.

If FACILITY flag = 1 (yes), display “a staff person from the place where {you live/{he/she} lives}”.

If FACILITY flag=1(YES) or RETIREMENT COMMUNITY flag=1(YES), display SERVICE/SOMEONE FROM THE PLACE SP LIVES on the roster.

Display "first" and "last" in underlined text.

**QUESTION TEXT:**

Who helped {you/SP} do that (leave {your/his/her} {home/building} to go outside)?

IF NEEDED: This includes family, friends, {a staff person from the place where {you live/{he/she} lives},} or someone paid to help {you/{him/her}}.

PROBE: Anyone else?

SELECT ALL THAT APPLY

IF PERSON NAMED IS NOT ON THE ROSTER, PRESS CTRL/P TO ADD A PERSON

MO6b. [What is (his/her) first name?] CONFIRM SPELLING

MO6c. [What is (his/her) last name?] CONFIRM SPELLING

MO6d. [What is (his/her) relationship to {you/SP}:] PRESS F1 FOR HELP SCREEN

**CODES**

- 1 SAMPLE PERSON
- 2 SPOUSE/PARTNER
- 3 DAUGHTER
- 4 SON
- 5 DAUGHTER-IN-LAW
- 6 SON-IN-LAW
- 7 STEPDAUGHTER
- 8 STEPSON
- 9 SISTER
- 10 BROTHER
- 11 SISTER-IN-LAW
- 12 BROTHER-IN-LAW
- 13 MOTHER
- 14 STEPMOTHER
- 15 MOTHER-IN-LAW
- 16 FATHER
- 17 STEPFATHER
- 18 FATHER-IN-LAW
- 19 GRANDDAUGHTER
- 20 GRANDSON
- 21 NIECE
- 22 NEPHEW
- 23 AUNT
- 24 UNCLE
- 25 COUSIN
- 26 STEPDAUGHTER'S SON/DAUGHTER
- 27 STEPSON'S SON/DAUGHTER
- 28 DAUGHTER-IN-LAW'S SON/DAUGHTER
- 29 SON-IN-LAW'S SON/DAUGHTER
- 30 BOARDER/RENTER
- 31 PAID AIDE/HOUSEKEEPER/EMPLOYEE



32	ROOMMATE
33	EX-WIFE/EX-HUSBAND
34	BOYFRIEND/GIRLFRIEND
35	NEIGHBOR
36	FRIEND
37	SERVICE/SOMEONE FROM THE PLACE SP LIVES
91	OTHER RELATIVE
92	OTHER NONRELATIVE

**PROGRAMMER INSTRUCTIONS:**

For each roster selection/addition at MO6, set HELPSGOOUTSIDE flag = 1 (yes).

**MO7**

**mo1outslf**

R1 MO7 LEFT BY YOURSELF

**DISPLAY INSTRUCTIONS:**

DISPLAY "by {yourself/himself/herself}" IN BOLD UNDERLINED TEXT

**QUESTION TEXT:**

SHOW CARD MO3

In the last month, when {you/SP} left {your/his/her}{home/building} to go outside, how often did {you/{he/she}} do this by {yourself/himself/herself}? Would you say most times, sometimes, rarely, or never?

**CODES**

1	MOST TIMES	
2	SOMETIMES	
3	RARELY	
4	NEVER	MO9
	REFUSED	
	DON'T KNOW	

**MO8**

**mo1outdif**

R1 MO8 HOW DIFFICULT

**DISPLAY INSTRUCTIONS:**

DISPLAY "by {yourself/himself/herself}" IN BOLD UNDERLINED TEXT

If MO2 = 1,2,3, or 4 (uses cane when leaving building or MO3 = 1,2,3, or 4 (uses walker when leaving building) or MO4 = 1,2,3, or 4 (uses wheelchair when leaving building) or MO5 = 1,2,3, or 4 (uses scooter when leaving building), display "when {you/SP} used {your/his/her}{cane/walker/wheelchair/scooter}".

If MO2 = 1,2,3, or 4 (uses cane when leaving building), display "cane".

If MO3 = 1,2,3, or 4 (uses walker when leaving building), display "walker".

If MO4 = 1,2,3, or 4 (uses wheelchair when leaving building), display "wheelchair".

If MO5 = 1,2,3, or 4 (uses scooter when leaving building), display "scooter".

If more than one (MO2, MO3, MO4, MO5) = 1,2,3, or 4 (used inside), insert "or" between the names of the devices.

**QUESTION TEXT:**

In the last month, {when {you/SP} used {your/his/her}{cane / walker / wheelchair / scooter}}, how much difficulty did {you/{he/she}} have leaving {your/his/her}{home/building} to go outside by {yourself/himself/herself}? Would you say none, a little, some, or a lot?

**CODES**

- |   |            |
|---|------------|
| 1 | NONE       |
| 2 | A LITTLE   |
| 3 | SOME       |
| 4 | A LOT      |
|   | REFUSED    |
|   | DON'T KNOW |

**MO9****mo1outyrgo**

R1 MO9 HOW OFTEN LEAVE

**DISPLAY INSTRUCTIONS:**

DISPLAY "a year ago" IN BOLD UNDERLINED TEXT

**QUESTION TEXT:**

Compared to a year ago, {do you/does SP} now leave {your/his/her} {home/building} more often, less often, or about the same?

**CODES**

- |   |                |
|---|----------------|
| 1 | MORE OFTEN     |
| 2 | LESS OFTEN     |
| 3 | ABOUT THE SAME |
|   | REFUSED        |
|   | DON'T KNOW     |

**BOX MO10****BOXMO10**

NOT ON FILE

If MO6 = 2 (no help to go outside) and MO8 = 1 (no difficulty going outside by self), go to MO11PRE. Otherwise, go to MO10.

**MO10****mo1outwout**

R1 MO10 STAYED IN NO HELP

**DISPLAY INSTRUCTIONS:**

DISPLAY "by {yourself/himself/herself} IN BOLD UNDERLINED TEXT

If MO1 = 5 (never left building) or MO7 = 4 (never left building by self), display "no one was there to help {you/him/her} go out".

Otherwise display "{you/he/she} had difficulty going out by {yourself/himself/herself}".

**QUESTION TEXT:**

In the last month, did {you/SP} ever have to stay in {your/his/her} {home/building} because {no one was there to help {you/him/her} go out/ {you/he/she} had difficulty going out by {yourself/himself/herself}}?

**CODES**

- |   |            |
|---|------------|
| 1 | YES        |
| 2 | NO         |
|   | REFUSED    |
|   | DON'T KNOW |

**MO11PRE**

**MO11PRE**

NOT ON FILE

**DISPLAY INSTRUCTIONS:**

If STRUCTURE flag = 2 (multi-unit), display “or building”.

**QUESTION TEXT:**

These next few questions are about getting around inside {your/SP’s} home {or building}.

PRESS 1 AND ENTER TO CONTINUE

**BOX MO11**

**BOXMO11**

NOT ON FILE

If STRUCTURE flag = 2 (multi-unit), go to Mo11  
Otherwise, go to BOX MO12.

**MO11**

**mo1oftgoarea**

R1 MO11 HOW OFTEN GO OTHER AREAS

**DISPLAY INSTRUCTIONS:**

If FACILITY flag = 1 (yes), display “{apartment/room/unit/suite/other}”.  
Otherwise, display “home”.

**QUESTION TEXT:**

SHOW CARD MO1

In the last month, how often did {you /SP} leave {your/his/her} {home/{apartment/room/unit/suite/other}}  
to go into other areas of the building? Would you say every day, most days, some days, rarely, or never?

**CODES**

- |   |                              |          |
|---|------------------------------|----------|
| 1 | EVERY DAY (7 DAYS A WEEK)    | BOX MO13 |
| 2 | MOST DAYS (5-6 DAYS A WEEK)  | BOX MO13 |
| 3 | SOME DAYS (2-4 DAYS A WEEK)  | BOX MO13 |
| 4 | RARELY (ONCE A WEEK OR LESS) | BOX MO13 |
| 5 | NEVER                        |          |
|   | REFUSED                      |          |
|   | DON'T KNOW                   |          |

**BOX MO12**

**BOXMO12**

NOT ON FILE

If STRUCTURE flag = 2 (multi-unit) and MO1 = 5 (never leave building) and MO11= 5 (never go to other parts of building), go to MO12.

If [STRUCTURE flag = 1 (single home) or STRUCTURE flag = 3 (Other)] and MO1 = 5 (never leave home ), go to MO12.

Otherwise, go to BOX MO13.

**MO12**

**mo1oflvslepr**

R1 MO12 HOW OFTN LEAVE BEDROOM

**QUESTION TEXT:**

SHOW CARD MO1

In the last month, how often did {you/SP} leave the room where {you sleep/{he/she} sleeps}? Would you say every day, most days, some days, rarely, or never?

**CODES**

- 1 EVERY DAY (7 DAYS A WEEK)
- 2 MOST DAYS (5-6 DAYS A WEEK)
- 3 SOME DAYS (2-4 DAYS A WEEK)
- 4 RARELY (ONCE A WEEK OR LESS)
- 5 NEVER MO23
- REFUSED
- DON'T KNOW

**PROGRAMMER INSTRUCTIONS:**

If MO12 = 5 (never leaves room), set DIDN'T LEAVE ROOM SLEEPS flag = 1 (yes).

---

**BOX MO13**

**BOXMO13**

NOT ON FILE

If CANE flag = 1 (yes), go to MO13.  
Otherwise, go to BOX MO14.

---

**MO13**

**mo1insdcane**

R1 MO13 OFTEN USED CANE INSIDE

**DISPLAY INSTRUCTIONS:**

If STRUCTURE flag = 2 (multi-unit), display "or building".

**QUESTION TEXT:**

SHOW CARD MO2

In the last month, when {you/SP} walked around inside {your/his/her} home {or building}, how often did {you/SP} use {your/his/her} cane? Would you say every time, most times, sometimes, rarely, or never?

**CODES**

- 1 EVERY TIME
- 2 MOST TIMES
- 3 SOMETIMES
- 4 RARELY
- 5 NEVER
- REFUSED
- DON'T KNOW

---

**BOX MO14**

**BOXMO14**

NOT ON FILE

If WALKER flag = 1 (yes), go to MO14.  
Otherwise, go to BOX MO15.

---

**MO14**

**mo1insdwalkr**

R1 MO14 OFTEN USED WALKER INSIDE

**DISPLAY INSTRUCTIONS:**

If STRUCTURE flag = 2 (multi-unit), display "or building".

**QUESTION TEXT:**

SHOW CARD MO2

In the last month, when {you/SP} walked around inside {your/his/her} home {or building}, how often did {you/he/she} use {your /his/her} walker? Would you say every time, most times, sometimes, rarely, or never?

**CODES**

- 1 EVERY TIME
- 2 MOST TIMES
- 3 SOMETIMES
- 4 RARELY
- 5 NEVER
- REFUSED
- DON'T KNOW

---

**BOX MO15**

**BOXMO15**

NOT ON FILE

If WHEELCHAIR HOME flag = 1 (yes), go to MO15.  
Otherwise, go to BOX MO16.

---

**MO15**

**mo1insdwlchr**

R1 MO15 OFT USD WHEELCHAR INSIDE

**DISPLAY INSTRUCTIONS:**

If STRUCTURE flag = 2 (multi-unit), display "or building".

**QUESTION TEXT:**

SHOW CARD MO2

In the last month, when {you/SP} went around inside {your/his/her} home {or building}, how often did {you/he/she} use {your/his/her} wheelchair? Would you say every time, most times, sometimes, rarely, or never?

**CODES**

- 1 EVERY TIME
- 2 MOST TIMES
- 3 SOMETIMES
- 4 RARELY
- 5 NEVER
- REFUSED
- DON'T KNOW

---

**BOX MO16**

**BOXMO16**

NOT ON FILE

If SCOOTER HOME flag = 1 (yes), go to MO16.  
Otherwise, go to MO17.

---

**MO16**

**mo1insdsctr**

R1 MO16 OFTEN USD SCOOTER INSIDE

**DISPLAY INSTRUCTIONS:**

If STRUCTURE flag = 2 (multi-unit), display "or building".

**QUESTION TEXT:**

SHOW CARD MO2

In the last month, when {you/SP} went around inside {your/his/her} home {or building}, how often did {you/he/she} use {your/his/her} scooter? Would you say every time, most times, sometimes, rarely, or never?

**CODES**

- |   |            |
|---|------------|
| 1 | EVERY TIME |
| 2 | MOST TIMES |
| 3 | SOMETIMES  |
| 4 | RARELY     |
| 5 | NEVER      |
|   | REFUSED    |
|   | DON'T KNOW |

**MO17**

mo1oftholdwl

R1 MO17 OFTEN HOLD WALLS INSIDE

**DISPLAY INSTRUCTIONS:**

If STRUCTURE flag = 2 (multi-unit), display "or building".

**QUESTION TEXT:**

SHOW CARD MO2

In the last month, when {you/SP} went around inside {your/his/her} home {or building}, how often did {you/he/she} hold onto walls or furniture? Would you say every time, most times, sometimes, rarely, or never?

**CODES**

- |   |            |
|---|------------|
| 1 | EVERY TIME |
| 2 | MOST TIMES |
| 3 | SOMETIMES  |
| 4 | RARELY     |
| 5 | NEVER      |
|   | REFUSED    |
|   | DON'T KNOW |

**MO18**

mo1insdhlp

R1 MO18 GOT HELP INSIDE

**DISPLAY INSTRUCTIONS:**

If STRUCTURE flag = 2 (multi-unit), display "or building".

If FACILITY flag = 1 (YES), display "a staff person from the place where {you live/{he/she} lives,".

**QUESTION TEXT:**

In the last month, did anyone ever help {you/SP} get around inside {your/his/her} home {or building}?

IF NEEDED: This includes family, friends, {a staff person from the place where {you live/{he/she} lives},} or someone paid to help {you/{him/her}}.

**CODES**

1	YES	
2	NO	MO21
	REFUSED	MO21
	DON'T KNOW	MO21

---

**MO19A**

**op1insdhp**

R1 MO19A HELPS SP INSIDE HOUSE

**op1relatnshp**

R1 OTHR PRSN RELATIONSHIP TO SP

**DISPLAY INSTRUCTIONS:**

Display HELPER RELATIONSHIP CODE LIST.

If FACILITY flag = 1 (yes), display “a staff person from the place where {you live/{he/she} lives},”.

If STRUCTURE flag = 2 (multi-unit), display “or building”.

Display person roster with FIRST NAME, LAST NAME, and RELATIONSHIP TO SP. Allow entry for FIRST NAME, LAST NAME, and RELATIONSHIP TO SP fields.

If FACILITY flag=1(YES) or RETIREMENT COMMUNITY flag=1(YES), display SERVICE/SOMEONE FROM THE PLACE SP LIVES on the person roster.

Display "first" and "last" in underlined text.

**QUESTION TEXT:**

Who helped with that (getting around inside {your/SP's} home {or building})?

IF NEEDED: This includes family, friends, {a staff person from the place where {you live/{he/she} lives},} or someone paid to help {you/{him/her}}.

PROBE: Anyone else?

SELECT ALL THAT APPLY

IF PERSON NAMED IS NOT ON THE ROSTER, PRESS CTRL/P TO ADD A PERSON

MO19b. [What is (his/her) first name?] CONFIRM SPELLING  
MO19c. [What is (his/her) last name?] CONFIRM SPELLING  
MO19d. [What is (his/her) relationship to {you/SP}?] PRESS F1 FOR HELP SCREEN

**CODES**

1	SAMPLE PERSON
2	SPOUSE/PARTNER
3	DAUGHTER
4	SON
5	DAUGHTER-IN-LAW
6	SON-IN-LAW
7	STEPDAUGHTER
8	STEPSON
9	SISTER
10	BROTHER
11	SISTER-IN-LAW
12	BROTHER-IN-LAW

- 13 MOTHER
- 14 STEPMOTHER
- 15 MOTHER-IN-LAW
- 16 FATHER
- 17 STEPFATHER
- 18 FATHER-IN-LAW
- 19 GRANDDAUGHTER
- 20 GRANDSON
- 21 NIECE
- 22 NEPHEW
- 23 AUNT
- 24 UNCLE
- 25 COUSIN
- 26 STEPDAUGHTER'S SON/DAUGHTER
- 27 STEPSON'S SON/DAUGHTER
- 28 DAUGHTER-IN-LAW'S SON/DAUGHTER
- 29 SON-IN-LAW'S SON/DAUGHTER
- 30 BOARDER/RENTER
- 31 PAID AIDE/HOUSEKEEPER/EMPLOYEE
- 32 ROOMMATE
- 33 EX-WIFE/EX-HUSBAND
- 34 BOYFRIEND/GIRLFRIEND
- 35 NEIGHBOR
- 36 FRIEND
- 37 SERVICE/SOMEONE FROM THE PLACE SP LIVES
- 91 OTHER RELATIVE
- 92 OTHER NONRELATIVE

**PROGRAMMER INSTRUCTIONS:**

For each roster selection/addition at MO19, set HELPSAROUNDINSIDE flag = 1 (yes).

**MO20**

**mo1insdslf**

R1 MO20 HOW OFTEN BY YOURSELF

**DISPLAY INSTRUCTIONS:**

DISPLAY "by {yourself/himself/herself}" IN BOLD UNDERLINED TEXT

If STRUCTURE flag = 2 (multi-unit), display "or building,".  
 Otherwise, display only the comma after "home"

**QUESTION TEXT:**

SHOW CARD MO3

In the last month, when {you/SP} went around inside {your/his/her} home{,/or building,} how often did {you/he/she} do this by {yourself/himself/herself}? Would you say most times, sometimes, rarely, or never?

**CODES**

- 1 MOST TIMES
- 2 SOMETIMES
- 3 RARELY
- 4 NEVER MO22
- REFUSED
- DON'T KNOW



**MO21****mo1insddif**

R1 MO21 HOW DIFF GET ARD W DEVCE

**DISPLAY INSTRUCTIONS:**

DISPLAY "by {yourself/himself/herself}" IN BOLD UNDERLINED TEXT

If MO13 = 1,2,3, or 4 (used cane inside) or MO14 = 1,2,3, or 4 (used walker inside) or MO15 = 1,2,3, or 4 (used wheelchair inside) or MO16 = 1,2,3, or 4 (used scooter inside), display "when {you/SP} used {your/his/her} {cane/walker/wheelchair/scooter}".

If MO13 = 1,2,3, or 4 (used cane inside), display "cane".

If MO14 = 1,2,3, or 4 (used walker inside), display "walker".

If MO15 = 1,2,3, or 4 (used wheelchair inside), display "wheelchair".

If MO16 = 1,2,3, or 4 (used scooter inside), display "scooter".

If more than one (MO13, MO14, MO15, MO16) = 1,2,3, or 4 (used inside), insert "or" between the names of the devices.

If STRUCTURE flag = 2 (multi-unit), display "or building".

**QUESTION TEXT:**

In the last month, {when {you/SP} used {your/his/her}{cane/walker/wheelchair/scooter},} how much difficulty did {you/SP} have getting around inside {your/his/her} home {or building} by {yourself/himself/herself}? Would you say none, a little, some, or a lot?

**CODES**

- |   |            |
|---|------------|
| 1 | NONE       |
| 2 | A LITTLE   |
| 3 | SOME       |
| 4 | A LOT      |
|   | REFUSED    |
|   | DON'T KNOW |

**MO22****mo1insdyrgo**

R1 MO22 HOW OFTEN COMPRED YR AGO

**DISPLAY INSTRUCTIONS:**

If STRUCTURE flag = 2 (multi-unit), display "or building".

DISPLAY "a year ago" IN BOLD UNDERLINED TEXT

**QUESTION TEXT:**

Compared to a year ago, {do you/does SP} now go around {your/his/her} home {or building} more often, less often, or about the same?

**CODES**

- |   |                |
|---|----------------|
| 1 | MORE OFTEN     |
| 2 | LESS OFTEN     |
| 3 | ABOUT THE SAME |
|   | REFUSED        |
|   | DON'T KNOW     |

**BOX MO23****BOXMO23**

NOT ON FILE

If MO18 = 2 (did not get help getting around inside) and MO21 = 1 (no difficulty getting around inside), go

to MO24PRE.  
Otherwise, go to MO23.

---

**MO23****mo1insdwout**

R1 MO23 PLACES INSIDE DID NOT GO

**DISPLAY INSTRUCTIONS:**

DISPLAY "by {yourself/himself/herself}" IN BOLD UNDERLINED TEXT

If STRUCTURE flag = 2 (multi-unit), display "or building".

If MO20 = 4 (never went around inside by self) or MO12 = 5 (never left room where slept), display "no one was there to help {you/him/her}".

Otherwise display "it was too difficult to go there by {yourself/himself/herself}".

**QUESTION TEXT:**

In the last month, were there any places in {your/SP's} home {or building} that {you/he/she} did not go because {no one was there to help {you/him/her}/it was too difficult to go there by {yourself/himself/herself}}?

**CODES**

- |   |            |
|---|------------|
| 1 | YES        |
| 2 | NO         |
|   | REFUSED    |
|   | DON'T KNOW |

---

**MO24PRE****MO24PRE**

NOT ON FILE

**QUESTION TEXT:**

These next few questions are about getting in and out of bed.

PRESS 1 AND ENTER TO CONTINUE

---

**BOX MO24****BOXMO24**

NOT ON FILE

If CANE flag = 1 (yes) or WALKER flag = 1 (yes), go to MO24.  
Otherwise, go to MO25.

---

**MO24****mo1beddev**

R1 MO24 OUT OF BED USED DEVICE

**DISPLAY INSTRUCTIONS:**

If CANE flag = 1 (yes) and WALKER flag is null, display "cane".

If CANE flag = 1 (yes) and WALKER flag = 1 (yes), display "cane or walker".

If CANE flag is null and WALKER flag = 1 (yes), display "walker".

**QUESTION TEXT:**

SHOW CARD MO2

In the last month, when {you/SP} got out of bed, how often did {you/he/she} use {your/his/her} {cane / walker / cane or walker} to help? Would you say every time, most times, sometimes, rarely, or never?

**CODES**

- 1 EVERY TIME
- 2 MOST TIMES
- 3 SOMETIMES
- 4 RARELY
- 5 NEVER
- REFUSED
- DON'T KNOW

**MO25**

**mo1bedhlp**

R1 MO25 GOT HELP OUT OF BED

**DISPLAY INSTRUCTIONS:**

If FACILITY flag = 1 (yes), display "a staff person from the place where {you live/{he/she} lives},".

**QUESTION TEXT:**

In the last month, did anyone ever help {you/SP} get out of bed?

IF NEEDED: This includes family, friends, {a staff person from the place where {you live/{he/she} lives},} or someone paid to help {you/him/her}.

**CODES**

- 1 YES
- 2 NO MO27
- REFUSED MO27
- DON'T KNOW MO27

**MO25a**

**op1bedhlp**

R1 MO25A HELPS SP OUT OF BED

**op1relatnshp**

R1 OTHR PRSN RELATIONSHIP TO SP

**DISPLAY INSTRUCTIONS:**

Display HELPER RELATIONSHIP CODES.

Display PERSON ROSTER with FIRST NAME, LAST NAME, and RELATIONSHIP TO SP. Allow entry for FIRST NAME, LAST NAME, and RELATIONSHIP TO SP fields.

If FACILITY flag=1(YES) or RETIREMENT COMMUNITY flag=1(YES), display SERVICE/SOMEONE FROM THE PLACE SP LIVES on the PERSON ROSTER.

Display "first" and "last" in underlined text.

**QUESTION TEXT:**

Who helped {you/SP} do that (get out of bed)?

PROBE: Anyone else?

SELECT ALL THAT APPLY

IF PERSON NAMED IS NOT ON THE ROSTER, PRESS CTRL/P TO ADD A PERSON.

MO25b. [What is (his/her) first name?] CONFIRM SPELLING

MO25c. [What is (his/her) last name?] CONFIRM SPELLING

**CODES**

1	SAMPLE PERSON
2	SPOUSE/PARTNER
3	DAUGHTER
4	SON
5	DAUGHTER-IN-LAW
6	SON-IN-LAW
7	STEPDAUGHTER
8	STEPSON
9	SISTER
10	BROTHER
11	SISTER-IN-LAW
12	BROTHER-IN-LAW
13	MOTHER
14	STEPMOTHER
15	MOTHER-IN-LAW
16	FATHER
17	STEPFATHER
18	FATHER-IN-LAW
19	GRANDDAUGHTER
20	GRANDSON
21	NIECE
22	NEPHEW
23	AUNT
24	UNCLE
25	COUSIN
26	STEPDAUGHTER'S SON/DAUGHTER
27	STEPSON'S SON/DAUGHTER
28	DAUGHTER-IN-LAW'S SON/DAUGHTER
29	SON-IN-LAW'S SON/DAUGHTER
30	BOARDER/RENTER
31	PAID AIDE/HOUSEKEEPER/EMPLOYEE
32	ROOMMATE
33	EX-WIFE/EX-HUSBAND
34	BOYFRIEND/GIRLFRIEND
35	NEIGHBOR
36	FRIEND
37	SERVICE/SOMEONE FROM THE PLACE SP LIVES
91	OTHER RELATIVE
92	OTHER NONRELATIVE

**PROGRAMMER INSTRUCTIONS:**

For each roster selection/addition at MO25, set HELPSOUTOFBED flag = 1 (yes).

---

**MO26**

**mo1bedslf**

R1 MO26 OFT GOT OUT BED BY SLF

**DISPLAY INSTRUCTIONS:**

DISPLAY "by {yourself/himself/herself}" IN BOLD UNDERLINED TEXT

**QUESTION TEXT:**

SHOW CARD MO3

In the last month, when {you/SP} got out of bed, how often did {you/he/she} do this by {yourself/himself/herself}? Would you say most times, sometimes, rarely, or never?

**CODES**

- |   |            |      |
|---|------------|------|
| 1 | MOST TIMES |      |
| 2 | SOMETIMES  |      |
| 3 | RARELY     |      |
| 4 | NEVER      | MO28 |
|   | REFUSED    |      |
|   | DON'T KNOW |      |

---

**MO27**

**mo1beddif**

R1 MO27 DIFF GET OUT BED BY SELF

**DISPLAY INSTRUCTIONS:**

DISPLAY "by {yourself/himself/herself}" IN BOLD UNDERLINED TEXT

If MO24 = 1,2,3, or 4 (used cane or walker to get out of bed), display "when {you/SP} used {your/his/her} {cane/walker/cane or walker}".

If CANE flag = 1 (yes) and WALKER flag is null, display "cane".

If CANE flag = 1 (yes) and WALKER flag = 1 (yes), display "cane or walker".

If CANE flag is null and WALKER flag = 1 (yes), display "walker".

**QUESTION TEXT:**

In the last month, {when {you/SP} used {your/his/her} {cane/walker/cane or walker}} how much difficulty did {you/he/she} have getting out of bed by {yourself/himself/herself}? Would you say none, a little, some, or a lot?

**CODES**

- |   |            |
|---|------------|
| 1 | NONE       |
| 2 | A LITTLE   |
| 3 | SOME       |
| 4 | A LOT      |
|   | REFUSED    |
|   | DON'T KNOW |

---

**BOX MO28**

**BOXMO28**

NOT ON FILE

If MO25 = 2 (no help getting out of bed) and MO27 = 1 (no difficulty getting out of bed), go to Section DM, Duration of Mobility Accommodations.

Otherwise, go to MO28.

---

**MO28**

**mo1bedwout**

R1 MO28 OFTEN HAD TO STAY IN BED

**DISPLAY INSTRUCTIONS:**

DISPLAY "by {yourself/himself/herself}" IN BOLD UNDERLINED TEXT

If MO26 = 4 (never got out of bed by self), display "no one was there to help {you/him/her}".

Otherwise display "it was too difficult to get out of bed by {yourself/himself/herself}".

**QUESTION TEXT:**

In the last month, did {you/SP} ever have to stay in bed because {no one was there to help {you/him/her}/ it was too difficult to get out of bed by {yourself/himself/herself}}?

**CODES**

- 1 YES
- 2 NO
- REFUSED
- DON'T KNOW

**PROGRAMMER INSTRUCTIONS:**

Go to Section DM – Duration of Mobility Accommodations.

---

<b>Derived Variables from Items in MO Section</b>	
<b>mo1doutsfdf</b>	R1 D EFFORT TO GO OUTSIDE SELF
<b>mo1doutdevi</b>	R1 D GO OUTSIDE USING DEVICES
<b>mo1douthelp</b>	R1 D GO OUTSIDE USING HELP
<b>mo1dinsdsfdf</b>	R1 D MOVE INSIDE SELF
<b>mo1dinsddevi</b>	R1 D MOVE INSIDE WITH DEVICES
<b>mo1dinsdhelp</b>	R1 D MOVE INSIDE WITH HELP
<b>mo1dbedsfdf</b>	R1 D GET OUT OF BED
<b>mo1dbeddevi</b>	R1 D DEVICE USE 2 GET OUT OF BED
<b>mo1dbedhelp</b>	R1 D HELP TO GET OUT OF BED

<b>Flag Variables set in MO Section</b>	
<b>fl1didntleav</b>	R1 F MO SP DID NOT LEAVE HOME
<b>fl1ntlvrmslp</b>	R1 F MO SP DID NOT LEAVE BEDROOM

---

## NHATS Round 1

Section DM [DURATION OF MOBILITY ACCOMODATIONS]

Sequence: 21

---

**BOX DM1**

**BOXDM1**

NOT ON FILE

If MO6, MO18, and MO25=2 (NO), RF, or DK, go to DM1. Otherwise, go to DM2

---

**DM1**

**dm1helpmobil**

R1 DM1 GET HELP WITH MOBILITY

### DISPLAY INSTRUCTIONS:

If STRUCTURE flag = 2 (MULTI-UNIT), display “or building”, and “leaving {your/his/her} building”.  
Otherwise, display “leaving {your/his/her} home”.

Display "year" in bold underlined text.

### QUESTION TEXT:

In the last year, did {you/SP} ever get help with getting out of bed, getting around {your/his/her} home {or building}, or {leaving {your/his/her} home/leaving {your/his/her} building}?

### CODES

1	YES	DM3B
2	NO	BOX DM4
	REFUSED	BOX DM4
	DON'T KNOW	BOX DM4

---

**DM2**

**dm1helpymor**

R1 DM2 GETTING HELP YR OR MORE

### DISPLAY INSTRUCTIONS:

If MO25=1 (YES), display “getting out of bed”.  
If MO18=1 (YES), display “getting around {your/his/her} {home/{apartment/room/unit/suite/other} {or building}”.  
If MO6=1 (YES), display “leaving {your/his/her} home/leaving {your/his/her} building”.

If more than one activity displayed, display “or” between each one.

If STRUCTURE flag = 2 (multi-unit), display “or building”, and “leaving {your/his/her} building”.  
Otherwise, display “leaving {your/his/her} home”.

### QUESTION TEXT:

{Have you/Has SP} been getting help with {getting out of bed}{getting around {your/his/her} home {or building}}{leaving {your/his/her} home/leaving {your/his/her} building} for a year or more?

IF NEEDED: {Were you/Was SP} getting help before {CURRENT MONTH AND YEAR - 1 YEAR}?

### CODES

1	YES, A YEAR OR MORE	
2	NO, LESS THAN A YEAR	DM3B

REFUSED  
DON'T KNOW

BOX DM4  
BOX DM4

---

**DM3A****dm1yrsgethlp**

R1 DM3A HOW MANY YRS GETTNG HELP

**DISPLAY INSTRUCTIONS:**

If only one activity displayed at DM2, display "that".  
If more than one activity displayed at DM2, display "any of these activities".

**QUESTION TEXT:**

About how many years {have you/has SP} been getting help with {that/any of these activities}?

ENTER NUMBER OF YEARS

ENTER 997 IF GETTING HELP SINCE BIRTH/ENTIRE LIFE

**ENTER NUMBER**

Range	1 to 120
Soft Range	1 to 50
REFUSED	
DON'T KNOW	

**PROGRAMMER INSTRUCTIONS:**

Hard range: 1-120 or 997.  
Soft range: 1-50.  
Go to BOX DM4

---

**DM3B****dm1mthgethlp**

R1 DM3B MNTH FIRST LAST GET HLP

**DISPLAY INSTRUCTIONS:**

If DM1 = 1 (help in last year), display "last" and "any of these activities".  
If DM2 = 2 (help for less than a year) and only one activity displayed at DM2, display "first" and "that".  
If DM2 = 2 (help for less than a year) and more than one activity displayed at DM2, display "first" and "any of these activities".

**QUESTION TEXT:**

In what month since {CURRENT MONTH AND YEAR - 1 YEAR} did {you/SP} {first/last} get help with {that/any of these activities}?

**CODES**

1	JANUARY
2	FEBRUARY
3	MARCH
4	APRIL
5	MAY
6	JUNE
7	JULY
8	AUGUST
9	SEPTEMBER
10	OCTOBER
11	NOVEMBER



**BOX DM4****BOXDM4**

NOT ON FILE

If CANE flag =1 (YES) or WALKER flag =1 (YES) or WHEELCHAIR flag =1 (YES) or SCOOTER flag =1 (YES), go to DM5.  
Otherwise, go to DM4.

**DM4****dm1lstyrcane**

R1 DM4 IN LST YR USE CANE WALKER

**QUESTION TEXT:**

In the last year, did {you/SP} ever use a cane, walker, wheelchair, or scooter?

**CODES**

1	YES	DM6B
2	NO	BOX DM7
	REFUSED	BOX DM7
	DON'T KNOW	BOX DM7

**DM5****dm1caneformyr**

R1 DM5 USD CANE, ETC. YR OR MORE

**DISPLAY INSTRUCTIONS:**

If CANE flag=1 (YES), display "cane".  
If WALKER flag=1 (YES), display "walker".  
If WHEELCHAIR flag=1 (YES), display "wheelchair".  
If SCOOTER flag=1 (YES), display "scooter".

If more than one mobility device displayed, display "or" between each one.

**QUESTION TEXT:**

{Have you/Has SP} used a {cane} {walker} {wheelchair} {scooter} for a year or more?

IF NEEDED: {Were you/Was SP} using a {cane} {walker} {wheelchair} {scooter} before {CURRENT MONTH AND YEAR - 1 YEAR}?

**CODES**

1	YES, A YEAR OR MORE	
2	NO, LESS THAN A YEAR	DM6B
	REFUSED	BOX DM7
	DON'T KNOW	BOX DM7

**DM6A****dm1yrsuscane**

R1 DM6A YEARS USING A CANE, ETC

**DISPLAY INSTRUCTIONS:**

If only one mobility device displayed at DM5, display "that".  
If more than one mobility device displayed at DM5, display "any of these".

**QUESTION TEXT:**

About how many years {have you/has SP} been using {that/any of these}?

ENTER NUMBER OF YEARS

ENTER 997 IF GETTING HELP SINCE BIRTH/ENTIRE LIFE

**ENTER NUMBER**

Range	1 to 120
Soft Range	1 to 50
REFUSED	
DON'T KNOW	

**PROGRAMMER INSTRUCTIONS:**

Hard range: 1-120 or 997.

Soft range: 1-50.

Go to BOX DM7

**DM6B**

dm1mtfrtcane

R1 DM6B MTH FST/LST USE CANE ETC

**DISPLAY INSTRUCTIONS:**

If DM4 = 1 (used device in last year), display “last” and “any of these”.

If DM5 = 2 (used device for less than a year) and only device displayed at DM5, display “first” and “that”.

If DM5 = 2 (used device for less than a year) and more than one device displayed at DM5, display “first” and “any of these”.

**QUESTION TEXT:**

In what month since {CURRENT MONTH AND YEAR – 1 YEAR} did {you/SP} {first/last} use {that/any of these}?

**CODES**

1	JANUARY
2	FEBRUARY
3	MARCH
4	APRIL
5	MAY
6	JUNE
7	JULY
8	AUGUST
9	SEPTEMBER
10	OCTOBER
11	NOVEMBER
12	DECEMBER
	REFUSED
	DON'T KNOW

**BOX DM7**

BOXDM7

NOT ON FILE

If {AGE on PERSON ROSTER } = 65, go to Section DT – Driving & Transportation.

Else if DM3a= 997 (HELP WITH ACTIVITIES ENTIRE LIFE), go to BOX DM9.

Else if {AGE on PERSON ROSTER} – {NUMBER OF YEARS from DM3A} ≤ 65, go to BOX DM9.

Otherwise, go to DM7PRE.

---

**DM7PRE**

**DM7PRE**

NOT ON FILE

**QUESTION TEXT:**

Now think about the time around when {you/SP} turned 65.

PRESS 1 AND ENTER TO CONTINUE

---

**DM7**

**dm1mobhelp65**

R1 DM7 GETTIG HLP W MOBIL AGE 65

**DISPLAY INSTRUCTIONS:**

Display "help" in bold underlined text.

**QUESTION TEXT:**

{Were you/Was SP} getting help with getting out of bed, getting around {your/his/her} home or leaving {your/his/her} home around the time when {you/he/she} turned 65?

**CODES**

1	YES	BOX DM9
2	NO	
	REFUSED	
	DON'T KNOW	

---

**BOX DM8**

**BOXDM8**

NOT ON FILE

If DM2 = 1 (help for a year or more) or 2 (help for less than a year) or DM1 = 1 (help in last year), go to BOX DM9.  
Otherwise, go to DM8.

---

**DM8**

**dm1snc65mohl**

R1 DM8 SINCE 65 EV GET HLP W MOB

**QUESTION TEXT:**

Since {you/SP} turned 65, was there any time when {you/he/she} got help with any of these activities?

**CODES**

1	YES	
2	NO	
	REFUSED	
	DON'T KNOW	

---

**BOX DM9**

**BOXDM9**

NOT ON FILE

If DM6a= 997 (USED DEVICES ENTIRE LIFE), go to Section DT – Driving & Transportation.  
Else if {AGE on PERSON ROSTER} – {NUMBER OF YEARS from DM6A} ≤ 65, go to Section DT – Driving & Transportation.  
Otherwise, go to DM9.

---

**DM9****dm1at65uscan**

R1 DM9 USE CANE, ETC WHEN TRN 65

**QUESTION TEXT:**

{Were you/Was SP} using a cane, walker, wheelchair, or scooter around the time when {you/he/she} turned 65?

**CODES**

1	YES	SECTION DT
2	NO	
	REFUSED	
	DON'T KNOW	

---

**BOX DM10****BOXDM10**

NOT ON FILE

If DM5 = 1 (used device for a year or more) or 2 (used device for less than a year) or DM4 = 1 (used device in last year), go to Section DT, Driving and Transportation.  
Otherwise, go to DM10.

---

**DM10****dm1snc65uscn**

R1 DM10 SINCE TURNED 65 USD CANE

**QUESTION TEXT:**

Since {you/SP} turned 65, was there any time when {you/he/she} used a cane, walker, wheelchair, or scooter to get around?

**CODES**

1	YES
2	NO
	REFUSED
	DON'T KNOW

**PROGRAMMER INSTRUCTIONS:**Go to Section DT – Driving and Transportation

---

**Derived Variables from Items in DM Section**

<b>dm1dhlpyr</b>	R1 D ANY MOBILITY HELP LAST YEAR
<b>dm1dhlpst</b>	R1 D MTHS MOBILITY HELP STARTED
<b>dm1dhlpend</b>	R1 D MONTHS MOBILITY HELP ENDED
<b>dm1dhlpyrs</b>	R1 D YEARS OF MOBILITY HELP
<b>dm1ddeviyr</b>	R1 D ANY DEVICE USE LAST YR
<b>dm1ddevist</b>	R1 D MTHS DEVICE USE SINCE START
<b>dm1ddeviend</b>	R1 D MONTHS DEVICE USE SINCE END

<b>dm1ddeviyr</b>	R1 D YEARS OF DEVICE USE
-------------------	--------------------------

---

## NHATS Round 1

Section DT [DRIVING ANDTRANSPORTATION]

Sequence: 22

---

**DT1PRE**

**DT1PRE**

NOT ON FILE

**QUESTION TEXT:**

The next few questions are about how {you get/SP gets} places.

PRESS 1 AND ENTER TO CONTINUE

---

**BOX DT1**

**BOXDT1**

NOT ON FILE

If SS7 = 7 (blind), go to DT2.

If DIDN'T LEAVE flag = 1 (yes), go to DT2.

Otherwise, go to DT1.

---

**DT1**

**dt1oftedrive**

R1 DT1 HOW OFTEN DRIVE PLACES

**DISPLAY INSTRUCTIONS:**

DT1 THROUGH DT2d SHOULD BE DISPLAYED ON THE SAME SCREEN.

DISPLAY TEXT "In the last month" IN BOLD UNDERLINED TEXT

**QUESTION TEXT:**

SHOW CARD DT1

In the last month, how often did {you/SP} drive {yourself/himself/herself} places? Would you say every day, most days, some days, rarely, or never?

**CODES**

1	EVERY DAY (7 DAYS A WEEK)	DT3PRE
2	MOST DAYS (5-6 DAYS A WEEK)	DT3PRE
3	SOME DAYS (2-4 DAYS A WEEK)	DT3PRE
4	RARELY (ONCE A WEEK OR LESS)	DT3PRE
5	NEVER	
	REFUSED	
	DON'T KNOW	

**PROGRAMMER INSTRUCTIONS:**

If DT1 = 1, 2, 3, or 4, set DRIVES flag = 1 (YES).

---

**DT2**

**dt1lastdrove**

R1 DT2 WHEN LAST TIME YOU DROVE

**QUESTION TEXT:**

When was the last time {you/SP} drove?

INDICATE RESPONSE UNIT

**CODES**

1	MONTH AND YEAR	DT2A1
2	NUMBER OF MONTHS AGO	DT2B

3	NUMBER OF YEARS AGO	DT2C
4	AGE WHEN LAST DROVE	DT2D
7	NEVER DROVE	BOX DT3PRE
	REFUSED	BOX DT3PRE
	DON'T KNOW	BOX DT3PRE

**DT2A1**

**dt1mthltdrov**

R1 DT2A1 MONTH LAST DROVE

**DISPLAY INSTRUCTIONS:**

Display "MONTH" in underlined text.

**QUESTION TEXT:**

ENTER MONTH AND YEAR {SP} LAST DROVE

ENTER MONTH

**ENTER NUMBER**

Range

1 to 12

**PROGRAMMER INSTRUCTIONS:**

Display month label after month entry.

**DT2A2**

**dt1yrldsdrov**

R1 DT2A2 YEAR LAST DROVE

**DISPLAY INSTRUCTIONS:**

Display DT2a1 and DT2a2 on the same screen.  
 Display "4-DIGIT YEAR" in underlined text.

**QUESTION TEXT:**

ENTER MONTH AND YEAR {SP} LAST DROVE

ENTER 4-DIGIT YEAR

**ENTER NUMBER**

Range

1910 to 2010

Soft Range

1930 to 2010

**PROGRAMMER INSTRUCTIONS:**

If date formed by DT2a1 and DT2a2 is later than {TODAY'S DATE}, display Error Message #5.

Hard Range is (CURRENT YEAR - 110) to CURRENT YEAR

Soft Range is (CURRENT YEAR - 80) to CURRENT YEAR

Go to Box DT3PRE.

**DT2B**

**dt1mthagodrv**

R1 DT2B MONTHS AGO LAST DROVE

**DISPLAY INSTRUCTIONS:**

Display "MONTHS" in underlined text.

**QUESTION TEXT:**

ENTER NUMBER OF MONTHS AGO THAT {SP} last drove

**ENTER NUMBER**

Range

1 to 24

**PROGRAMMER INSTRUCTIONS:**

Go to Box DT3PRE.

---

**DT2C**

**dt1yragoldrv**

R1 DT2C HOW MN YRS AGO LST DROV

**DISPLAY INSTRUCTIONS:**

Display "YEARS" in underlined text.

**QUESTION TEXT:**

ENTER NUMBER OF YEARS AGO THAT {SP} LAST DROVE

**ENTER NUMBER**

Range

1 to 95

Soft Range

1 to 30

**PROGRAMMER INSTRUCTIONS:**

If DT2c > SP AGE, display error message "CONFIRM RESPONSE. NUMBER OF YEARS AGO LAST DROVE IS GREATER THAN SP'S CURRENT AGE".

Go to Box DT3PRE.

---

**DT2D**

**dt1ageltdrov**

R1 DT2D AGE WHEN LAST DROVE

**DISPLAY INSTRUCTIONS:**

Display "AGE" in underlined text.

**QUESTION TEXT:**

ENTER SP'S AGE WHEN LAST DROVE

**ENTER NUMBER**

Range

14 to 100

Soft Range

16 to 90

**PROGRAMMER INSTRUCTIONS:**

ERROR CHECK: AGE ENTERED AT DT2D SHOULD BE LESS THAN OR EQUAL TO SP AGE on PERSON ROSTER.

---

**BOX DT3PRE**

**BOXDT3PRE**

NOT ON FILE

If (the difference between TODAY'S DATE and date combination in DT2a1 and DT2a2 is less than or equal to 12 months) OR (number of months in DT2b is less than or equal to 12) OR (the difference between SP's current age and the age at DT2d is less than or equal to 1) OR DRIVES flag = 1 (yes), set DROVEINLASTYEAR flag = 1 (yes).

If DIDN'TLEAVE flag = 1 (yes), go to Section HA, HOUSEHOLD ACTIVITIES.  
Else if DRIVES flag=1 (YES), go to DT3PRE.



Otherwise, go to DT4.

---

**DT3PRE**

**DT3PRE**

NOT ON FILE

**QUESTION TEXT:**

Now I have some questions about driving situations people sometimes avoid.

PRESS 1 AND ENTER TO CONTINUE

---

**DT3**

**dt1avoidriv1**

R1 DT3A AVOID DRIVING AT NIGHT

**dt1avoidriv2**

R1 DT3B AVOID DRIVING ALONE

**dt1avoidriv3**

R1 DT3C AVOID DRIVING HIGHWAYS

**dt1avoidriv4**

R1 DT3D AVOID DRIVING BAD WEATHR

**DISPLAY INSTRUCTIONS:**

If at DT3a, do not display question text in brackets.

Otherwise, display question text in brackets.

Display response option 7. NO RAIN OR BAD WEATHER for DT3D only.

Use "Same Question Stem" display

**QUESTION TEXT:**

{[]In the last month, did {you/SP} ever avoid driving{[]}

{variable text [a-d]}

RESPONSE 1[a] at night?

RESPONSE 2[b] alone?

RESPONSE 3[c] on busy roads or highways?

RESPONSE 4[d] in the rain or other bad weather?

**CODES**

1	YES
2	NO
7	NO, NO RAIN OR BAD WEATHER REFUSED DON'T KNOW

**PROGRAMMER INSTRUCTIONS:**

Array the responses and variable text columns in the panel.

Display 'variable text' in the a-d sequence until all rows have been displayed.

---

**DT4**

**dt1getoplc1**

R1 DT4A SP WALKED GOT PLACES

**dt1getoplc2**

R1 DT4B GOT RIDE FAM FRIEND PD

**dt1getoplc3**

R1 DT4C VANSHUTTLE PROV BY PLACE

**dt1getoplc4**

R1 DT4D VAN SHUTTLE FOR SENIORS

**dt1getoplc5**

R1 DT4E SP TOOK PUBLIC TRANSPRT

dt1getoplc6

R1 DT4F SP TOOK TAXI GOT PLACES

dt1getoplc7

R1 DT4G GOT PLACES OTHR SPECIFY

**DISPLAY INSTRUCTIONS:**

If at DT4a, do not display question text in brackets.

Otherwise, display question text in brackets.

Display "else" if DRIVES flag =1 (yes).

For variable text [a], if WHEELCHAIR flag = 1 (yes) or SCOOTER flag = 1 (yes), display "or use {your/his/her}".

If WHEELCHAIR flag = 1 (yes), display "wheelchair".

If SCOOTER flag = 1 (yes), display "scooter".

If WHEELCHAIR flag =1 (yes) and SCOOTER flag = 1 (yes), display "wheelchair or scooter".

If FACILITY flag = 1 (yes) or RETIREMENTCOMMUNITY flag = 1(yes), display item c and for variable text [d] display, "not provided by the place {you live/{he/she} lives}"

**QUESTION TEXT:**

{[ ]}In the last month, how {else} did {you/SP} get to places outside {your/his/her}{home/building}? Did {you/he/she}{[ ]}

{variable text [a-g]}

RESPONSE 1 [a] walk {or use {your/his/her}} {wheelchair/ scooter/ wheelchair or scooter}?

RESPONSE 2 [b] get a ride from a family member, friend, or someone paid to help?

{RESPONSE 3 [c] use a van or shuttle service provided by the place {you live/{he/she} lives}??}

RESPONSE 4 [d] use a van or shuttle service for seniors or people with disabilities {not provided by the place {you live/{he/she} lives}??}

RESPONSE 5 [e] take public transportation (the bus, subway, or train)?

RESPONSE 6 [f] take a taxi?

RESPONSE 7 [g] use any other way to get places?

**CODES**

- 1 YES
- 2 NO
- REFUSED
- DON'T KNOW

**PROGRAMMER INSTRUCTIONS:**

Array the responses and variable text columns in the panel.

Display 'variable text' in the a-g sequence until all rows have been displayed.

If DT4g = 1 (yes other ways), go to DT4H

Otherwise, go to BOX DT5A.

**DT4H**

**DT4H**

NOT ON FILE

**QUESTION TEXT:**

SPECIFY OTHER WAY OF GETTING AROUND

**ENTER TEXT**

Length

25

DT4b = 1 (yes, ride from family, friend, or someone paid to help), go to DT5A.  
 Otherwise, go to Section HA - Household Activities.

**DT5A**

**op1tkplhlp1**

R1 DT5A TAKES SP PLACES MOST

**op1relatnshp**

R1 OTHR PRSN RELATIONSHIP TO SP

**DISPLAY INSTRUCTIONS:**

Display HELPER RELATIONSHIP CODES.

Display PERSON ROSTER with FIRST NAME, LAST NAME, and RELATIONSHIP TO SP. Allow entry for FIRST NAME, LAST NAME, and RELATIONSHIP TO SP fields.

Display "first" and "last" in underlined text

**QUESTION TEXT:**

In the last month, which family member, friend, or someone paid to help took {you/SP} places most often?

IF PERSON NAMED IS NOT ON THE ROSTER, PRESS CTRL/P TO ADD A PERSON

DT5b. [What is (his/her) first name?] CONFIRM SPELLING

DT5c. [What is (his/her) last name?] CONFIRM SPELLING

DT5d. [What is (his/her) relationship to {you/SP}?] PRESS F1 FOR HELP SCREEN

**CODES**

- 1 SAMPLE PERSON
- 2 SPOUSE/PARTNER
- 3 DAUGHTER
- 4 SON
- 5 DAUGHTER-IN-LAW
- 6 SON-IN-LAW
- 7 STEPDAUGHTER
- 8 STEPSON
- 9 SISTER
- 10 BROTHER
- 11 SISTER-IN-LAW
- 12 BROTHER-IN-LAW
- 13 MOTHER
- 14 STEPMOTHER
- 15 MOTHER-IN-LAW
- 16 FATHER
- 17 STEPFATHER
- 18 FATHER-IN-LAW
- 19 GRANDDAUGHTER
- 20 GRANDSON
- 21 NIECE
- 22 NEPHEW
- 23 AUNT
- 24 UNCLE
- 25 COUSIN

- 26 STEPDAUGHTER'S SON/DAUGHTER
- 27 STEPSON'S SON/DAUGHTER
- 28 DAUGHTER-IN-LAW'S SON/DAUGHTER
- 29 SON-IN-LAW'S SON/DAUGHTER
- 30 BOARDER/RENTER
- 31 PAID AIDE/HOUSEKEEPER/EMPLOYEE
- 32 ROOMMATE
- 33 EX-WIFE/EX-HUSBAND
- 34 BOYFRIEND/GIRLFRIEND
- 35 NEIGHBOR
- 36 FRIEND
- 37 SERVICE/SOMEONE FROM THE PLACE SP LIVES
- 91 OTHER RELATIVE
- 92 OTHER NONRELATIVE

**PROGRAMMER INSTRUCTIONS:**

For roster selection/addition at DT5A, set TOOK PLACES MOST OFTEN flag = 1 (yes).

Allow only one person to be selected/added to the roster for DT5A.

Do not display the following response codes: 1,2,3,4,7,8, and 37.

**DT6**

**dt1otfrfamtk**

R1 DT6 ANTH FND FAM MEM TOOK YOU

**QUESTION TEXT:**

Was there another friend or family member who took {you/SP} places in the last month?

**CODES**

- 1 YES
- 2 NO Section HA
- REFUSED Section HA
- DON'T KNOW Section HA

**DT7A**

**op1tkplhlp2**

R1 DT7A TAKES SP PLACES OTH

**op1relatnshp**

R1 OTHR PRSN RELATIONSHIP TO SP

**DISPLAY INSTRUCTIONS:**

Display HELPER RELATIONSHIP CODES.

Display PERSON ROSTER with FIRST NAME, LAST NAME, and RELATIONSHIP TO SP. Allow entry for FIRST NAME, LAST NAME, and RELATIONSHIP TO SP fields.

Display "first" and "last" in underlined text.

**QUESTION TEXT:**

Who was that (friend or family member who took {you/SP} places in the last month)?

IF PERSON NAMED IS NOT ON THE ROSTER, PRESS CTRL/P TO ADD A PERSON

DT7b. [What is (his/her) first name?] CONFIRM SPELLING

DT7c. [What is (his/her) last name?] CONFIRM SPELLING

DT7d. [What is (his/her) relationship to {you/SP}?] PRESS F1 FOR HELP SCREEN

**CODES**

1	SAMPLE PERSON
2	SPOUSE/PARTNER
3	DAUGHTER
4	SON
5	DAUGHTER-IN-LAW
6	SON-IN-LAW
7	STEPDAUGHTER
8	STEPSON
9	SISTER
10	BROTHER
11	SISTER-IN-LAW
12	BROTHER-IN-LAW
13	MOTHER
14	STEPMOTHER
15	MOTHER-IN-LAW
16	FATHER
17	STEPFATHER
18	FATHER-IN-LAW
19	GRANDDAUGHTER
20	GRANDSON
21	NIECE
22	NEPHEW
23	AUNT
24	UNCLE
25	COUSIN
26	STEPDAUGHTER'S SON/DAUGHTER
27	STEPSON'S SON/DAUGHTER
28	DAUGHTER-IN-LAW'S SON/DAUGHTER
29	SON-IN-LAW'S SON/DAUGHTER
30	BOARDER/RENTER
31	PAID AIDE/HOUSEKEEPER/EMPLOYEE
32	ROOMMATE
33	EX-WIFE/EX-HUSBAND
34	BOYFRIEND/GIRLFRIEND
35	NEIGHBOR
36	FRIEND
37	SERVICE/SOMEONE FROM THE PLACE SP LIVES
91	OTHER RELATIVE
92	OTHER NONRELATIVE

**PROGRAMMER INSTRUCTIONS:**

Allow one roster selection/addition. Set TOOK PLACES flag = 1 (yes) for selection/addition. Do not allow person selected/added at DT5A to be selected at DT7A.

If selection of person with TOOK PLACES MOST OFTEN flag=1(YES), display message "PERSON ALREADY SELECTED FOR TAKING SP PLACES MOST OFTEN. SELECT/ADD A DIFFERENT PERSON ON ROSTER"

Do not display the following response codes: 1,2,3,4,7,8, and 37.

Go to Section HA - Household Activities

---

<b>Flag Variables set in DT Section</b>	
<b>f11drives</b>	R1 F DT SP DRIVES CAR
<b>f11drvlstyr</b>	R1 F DT SP DROVE CAR IN PAST YR

---

## NHATS Round 1

Section HA [HOUSEHOLD ACTIVITIES]

Sequence: 23

---

HA1PRE

HA1PRE

NOT IN FILE

**QUESTION TEXT:**

Next I have a few questions about chores around {your/SP's} {home/apartment/ room/unit/suite/other} and how they got done in the last month.

PRESS 1 AND ENTER TO CONTINUE

---

HA1

ha1laun

R1 HA1 HOW LAUNDRY GOT DONE

**DISPLAY INSTRUCTIONS:**

Display HA1, HA1A, HA2, HA2A on same screen.  
Display "in the last month" in bold underlined text.

If PROXY flag is null, display "1a".  
If PROXY flag = 1 (yes), display "1b".

**QUESTION TEXT:**

SHOW CARD HA{1a/1b}

Let's start with {your/SP's} laundry. By laundry we mean cleaning {your/{his/her}} clothing, sheets, and towels.

Which answer best describes how {your/SP's} laundry got done in the last month? Did {you/{he/she}} always do this by {yourself/himself/herself}, always do it together with someone else, did someone else always do it for {you/{him/her}}, or did it vary?

**CODES**

**Code All That Apply**

1	ALWAYS DID IT BY SELF	HA2
2	ALWAYS DID IT TOGETHER WITH SOMEONE ELSE	HA2
3	SOMEONE ELSE ALWAYS DID IT	HA3A
4	IT VARIED (MORE THAN ONE WAY)	
5	NOT DONE IN LAST MONTH	HA4
	REFUSED	HA5
	DON'T KNOW	HA5

---

HA1A

ha1launsf

R1 HA1A DO LAUNDRY YOURSELF

**DISPLAY INSTRUCTIONS:**

Display "by {yourself/himself/herself}" in bold underlined text

**QUESTION TEXT:**

In the last month, did {you/SP} ever do {your/{his/her}} laundry by {yourself/himself/herself}?

**CODES**

1 YES  
 2 NO  
 REFUSED  
 DON'T KNOW

**HA2**

**ha1whrmachi1** R1 HA2 WASH MACHINE IN HOME  
**ha1whrmachi2** R1 HA2 WASH MACHIN IN BUILDING  
**ha1whrmachi3** R1 HA2 WASH MACHIN LAUNDROMAT  
**ha1whrmachi4** R1 HA2 WASH MACHIN SINK IN HOME  
**ha1whrmachi5** R1 HA2 WASH MACH SINK IN BUILDNG  
**ha1whrmachi6** R1 HA2 WASH MACHIN OTHR SPECIFY

**DISPLAY INSTRUCTIONS:**

If FACILITY flag = 1 or STRUCTURE = 2 (multi-unit), display "or building".  
 If FACILITY flag = 1 or STRUCTURE = 2 (multi-unit), display responses 2 and 5.

**QUESTION TEXT:**

In the last month, when {you/SP} did {your/{his/her}} laundry, where did {you/{he/she}} do that? Did {you/{he/she}} use a machine in {your/{his/her}} home {or building}, at a Laundromat, or what?

SELECT ALL THAT APPLY

**CODES****Code All That Apply**

1	MACHINE IN HOME	BOX HA3A
2	{MACHINE ELSEWHERE IN BUILDING}	BOX HA3A
3	LAUNDROMAT	BOX HA3A
4	SINK IN HOME	BOX HA3A
5	{SINK ELSEWHERE IN BUILDING}	BOX HA3A
91	OTHER (SPECIFY)	
	REFUSED	BOX HA3A
	DON'T KNOW	BOX HA3A

**HA2A****HA2A**

NOT IN FILE

SPECIFY WHERE {SP} DID LAUNDRY.

**ENTER TEXT**

Length

50

**BOX HA3A****HA3A**

NOT IN FILE

If HA1 = 1 (always by self), go to HA5.  
 Otherwise, go to HA3a.

**HA3A****op1launhlp**

R1 HA3A HELPS SP WITH LAUNDRY

**op1relatnshp**

R1 OTHR PRSN RELATIONSHIP TO SP



**DISPLAY INSTRUCTIONS:**

Display HELPER RELATIONSHIP CODES.

If FACILITY flag = 1 (YES), display “a staff person from the place where {you live/{he/she} lives}.”

Display PERSON ROSTER with FIRST NAME, LAST NAME, and RELATIONSHIP TO SP. Allow entry for FIRST NAME, LAST NAME, and RELATIONSHIP TO SP fields.

If FACILITY flag = 1 (YES) or RETIREMENTCOMMUNITY flag = 1 (YES), display SERVICE/SOMEONE FROM THE PLACE SP LIVES on the PERSON ROSTER.

If HA1 = 2 (always with someone else) display “when {you/SP} did {your/{his/her}} laundry, who did that with {you/him/her}”.

If HA1 = 3 (someone else always did), display “who did {your/SP’s} laundry for {you/{him/her}}”.

If HA1 = 4 (varied) display “who did {your/SP’s} laundry with {you/{him/her}} or for {you/{him/her}}”.

Display "first" and "last" in underlined text.

**QUESTION TEXT:**

In the last month, {when {you/SP} did {your/{his/her}} laundry, who did that with {you/{him/her}}/who did {your/SP’s} laundry for {you/{him/her}}/who did {your/SP’s} laundry with {you/{him/her}} or for {you/{him/her}}?}

IF NEEDED: This includes family, friends, { a staff person from the place where {you live/{he/she} lives},} or someone paid to help {you/{him/her}}.

PROBE: Anyone else?

SELECT ALL THAT APPLY

IF PERSON NAMED IS NOT ON THE ROSTER, PRESS CTRL/P TO ADD A PERSON

HA3b. [What is (his/her) first name?] CONFIRM SPELLING  
 HA3c. [What is (his/her) last name?] CONFIRM SPELLING  
 HA3d. [What is (his/her) relationship to {you/SP}?] PRESS F1 FOR HELP SCREEN

<b>CODES</b>	<b>Code All That Apply</b>
2	SPOUSE/PARTNER
3	DAUGHTER
4	SON
5	DAUGHTER-IN-LAW
6	SON-IN-LAW
7	STEPDAUGHTER
8	STEPSON
9	SISTER
10	BROTHER
11	SISTER-IN-LAW
12	BROTHER-IN-LAW
13	MOTHER
14	STEPMOTHER
15	MOTHER-IN-LAW
16	FATHER
17	STEPFATHER
18	FATHER-IN-LAW

19	GRANDDAUGHTER
20	GRANDSON
21	NIECE
22	NEPHEW
23	AUNT
24	UNCLE
25	COUSIN
26	STEPDAUGHTER'S SON/DAUGHTER
27	STEPSON'S SON/DAUGHTER
28	DAUGHTER-IN-LAW'S SON/DAUGHTER
29	SON-IN-LAW'S SON/DAUGHTER
30	BOARDER/RENTER
31	PAID AIDE/HOUSEKEEPER/EMPLOYEE
32	ROOMMATE
33	EX-WIFE/EX-HUSBAND
34	BOYFRIEND/GIRLFRIEND
35	NEIGHBOR
36	FRIEND
37	SERVICE/SOMEONE FROM THE PLACE SP LIVES
91	OTHER RELATIVE
92	OTHER NONRELATIVE

**PROGRAMMER INSTRUCTIONS:**

Do not display the following response codes: 1,2,3,4,7,8, and 37.  
 For each roster selection/addition at HA3, set HELPEDWITHLAUNDRY flag = 1 (yes).

**BOX HA4**

**BOXHA4**

NOT IN FILE

If HA1 = 2 (always with someone else) and HELPEDWITHLAUNDRY flag = 1 (YES) for SERVICE/SOMEONE FROM THE PLACE SP LIVES, go to HA6.

If HA1 = 3 (someone else always did) and HELPEDWITHLAUNDRY flag = 1 (YES) for SERVICE/SOMEONE FROM THE PLACE SP LIVES, go to BOX HA7.

If HA1 = 4 (varied) and HELPEDWITHLAUNDRY flag = 1 (YES) for SERVICE/SOMEONE FROM THE PLACE SP LIVES, go to BOX HA5.

Otherwise go to HA4.

**HA4**

**ha1dlaunreas**

R1 D LAUNDRY REASN WITH BY OTHER

**DISPLAY INSTRUCTIONS:**

If HA1 = 2 (always with someone else), display “with”.  
 If HA1 = 3 (someone else always did), display “for”.  
 If HA1 = 4 (varied), display “with or for”.  
 If HA1 = 5 (not done in last month), use null display for first sentence.

Display “HEALTH OR FUNCTIONING” and “OTHER REASON” in underlined text.  
 Display responses in two side-by-side columns.

**QUESTION TEXT:**

{What is the reason someone else did {your/SP's} laundry {with/for/with or for} {you/{him/her}}?} Was that because of {your/SP's} health or functioning or some other reason?

SELECT ALL THAT APPLY

**CODES**

- 1 HEALTH OR FUNCTIONING (INCLUDES AGE, MEMORY, VISION, HEALTH CONDITION/DISEASE NAMES, SURGERY, UNABLE TO DRIVE)
- 2 OTHER REASON (INCLUDES SHARED ACTIVITY, ALWAYS DONE THIS WAY, SOMEONE ELSE WANTED TO DO IT, PAY SOMEONE, DOESN'T LIKE TO DO IT)  
REFUSED  
DON'T KNOW

**PROGRAMMER INSTRUCTIONS:**

If HA4 = (HEALTH OR FUNCTIONING), set HEALTHREASONHELPWITHLAUNDRY flag = 1 (yes).

---

**BOX HA5**

**BOXHA5**

NOT IN FILE

If HA1a = 1 (yes by self), go to HA5.  
If HA1 = 2 (always with someone else) or HA1a ≠ 1 (didn't do by self), go to HA6.  
  
[If HA1 = 3 (someone else always did) or HA1 = 5 (not done in last month)] and HEALTHREASONHELPWITHLAUNDRY flag = 1 (yes), go to BOX HA7.  
  
Otherwise, go to HA20PRE.

---

**HA5**

**ha1laundif**

R1 HA5 DIFF DOING LAUNDRY BY SELF

**DISPLAY INSTRUCTIONS:**

Display "by {yourself/himself/herself}" in bold underlined text.

**QUESTION TEXT:**

In the last month, how much difficulty did {you/SP} have doing laundry by {yourself/himself/herself}. Would you say none, a little, some, or a lot?

**CODES**

- 1 NONE
- 2 A LITTLE
- 3 SOME
- 4 A LOT  
REFUSED  
DON'T KNOW

---

**HA6**

**ha1launoft**

R1 HA6 HOW OFTEN DO LAUNDRY

**DISPLAY INSTRUCTIONS:**

Display "a year ago" in bold underlined text.

**QUESTION TEXT:**

Compared to a year ago, {do you/does SP} do {your/{his/her}} laundry more often, less often, or about the same?

**CODES**

- 1 MORE OFTEN
- 2 LESS OFTEN
- 3 SAME
- REFUSED
- DON'T KNOW

---

**BOX HA7**

**BOXHA7**

NOT IN FILE

If [HA1 = 1 (always by self) or HA1 = 4 (varied)] and [HA5 = 2 (a little difficulty) or HA5 = 3 (some difficulty) or HA5 = 4 (a lot of difficulty)], go to HA7.

If [HA1 = 2 (always with someone else) or HA1 = 3 (someone else always did) or HA1 = 4 (varied) or HA1 = 5 (not done in last month)] and [HEALTHREASONHELPWITHLAUNDRY flag = 1 (yes) or HELPEDWITHLAUNDRY flag = 1 (YES) for SERVICE/SOMEONE FROM PLACE SP LIVES], go to HA7.

Otherwise, go to HA20PRE.

---

**HA7**

**ha1launwout**

R1 HA7 EVER GO WOUT CLEAN LAUNDR

**DISPLAY INSTRUCTIONS:**

If HA1= 1 (always did by self) or 5 (not done in last month) or HA1a = 1 (yes by self), display "it was too difficult to do by {yourself/himself/herself}".

Otherwise, display "no one was there to help or do that for {you/{him/her}}".

Display "in the last month" in underlined text.

**QUESTION TEXT:**

In the last month, did {you/SP} ever go without clean laundry because {it was too difficult to do by {yourself/himself/herself}/ no one was there to help or do that for {you/him/her}}?

**CODES**

- 1 YES
- 2 NO
- REFUSED
- DON'T KNOW

---

**HA20PRE**

**HA20PRE**

NOT IN FILE

**QUESTION TEXT:**

The next few questions are about shopping for groceries or personal items.

IF NEEDED: By personal items, we mean things like toiletries that you can buy at the grocery or drug store.

PRESS 1 AND ENTER TO CONTINUE

**HA20****ha1shop**

R1 HA20 HOW YOUR SHOPPING DONE

**DISPLAY INSTRUCTIONS:**

If PROXY flag is null, display "1a".  
 If PROXY flag = 1 (yes), display "1b".

Display "in the last month" in bold underlined text.

**QUESTION TEXT:**

SHOW CARD HA{1a/1b}

Which answer best describes how {your/SP's} shopping got done in the last month? Did {you/{he/she}} always do this by {yourself/himself/herself}, always do it together with someone else, did someone else always do it for {you/{him/her}}, or did it vary?

**CODES**

1	ALWAYS DID IT BY SELF	HA22
2	ALWAYS DID IT TOGETHER WITH SOMEONE ELSE	HA22
3	SOMEONE ELSE ALWAYS DID IT	HA25A
4	IT VARIED (MORE THAN ONE WAY)	
5	NOT DONE IN LAST MONTH	HA26
	REFUSED	HA27
	DON'T KNOW	HA27

**HA20A****ha1shopslf**

R1 HA20A EVER SHOP BY YOURSELF

**DISPLAY INSTRUCTIONS:**

Display "by {yourself/himself/herself}" in bold underlined text.

**QUESTION TEXT:**

In the last month, did {you/SP} ever do {your/{his/her}} shopping by {yourself/himself/herself}?

**CODES**

1	YES
2	NO
	REFUSED
	DON'T KNOW

**HA22****ha1howpaygr1**

R1 HA22 PAY GROC PERS ITMS CASH

**ha1howpaygr2**

R1 HA22 PAY GROC PERS ITMS CHCK

**ha1howpaygr3**

R1 HA22 PAY GROC PERS ITMS DEBIT

**ha1howpaygr4**

R1 HA22 PAY GROC PERS CREDIT

**ha1howpaygr5**

R1 HA22 PAY GROC PERS FOOD STMP

**ha1howpaygr6**

R1 HA22 PAY GROC PERS SMON ELS

**ha1howpaygr7**

R1 HA22 PAY GROC PERS OTHR SPEC

**QUESTION TEXT:**

SHOW CARD HA2

In the last month, when {you/SP} shopped for groceries or other personal items, did {you/{he/she}} pay for them with cash, check, debit card, credit card, or some other way?

SELECT ALL THAT APPLY

**CODES**

- 1 CASH
- 2 CHECK
- 3 DEBIT OR GIFT CARD
- 4 CREDIT CARD
- 5 FOOD STAMPS
- 6 SOMEONE ELSE PAYS
- 91 OTHER
- REFUSED
- DON'T KNOW

**HA23**

- ha1howgtstr1** R1 HA23 DROVE TO THE STORE
- ha1howgtstr2** R1 HA23 FAM FRND PD HLP DROVE
- ha1howgtstr3** R1 HA23 VAN PLACE SP LIVES DROVE
- ha1howgtstr4** R1 HA23 VAN 4 DIS SENIORS DROVE
- ha1howgtstr5** R1 HA23 PUBLIC TRANSPORT 2 STORE
- ha1howgtstr6** R1 HA23 SP TOOK TAXI 2 THE STORE
- ha1howgtstr7** R1 HA23 SP WALKED TO THE STORE (from HA23a)
- ha1howgtstr8** R1 HA23 OTHR SPECIFY TO STORE

**DISPLAY INSTRUCTIONS:**

If DT1 = 1 (drives every day), 2 (drives most days), 3 (drives some days) or 4 (rarely) OR DROVEINLASTYEAR flag = 1 (yes), display “drive,” and response 1.

If FACILITY flag = 1 (yes), display “use a service provided by the place where {you live/{he/she} lives},”.

If FACILITY flag = 1 (yes) or RETIREMENTCOMMUNITY flag = 1 (YES), display response 3 and for response 4, “not provided by the place SP lives”.

DISPLAY “In the last year” IN BOLD UNDERLINED TEXT

**QUESTION TEXT:**

SHOW CARD HA3

In the last year, how did {you/SP} get to the store to shop for groceries or personal items? Did {you/{he/she}} {drive,} get a ride from a family member or friend, {use a service provided by the place where {you live/{he/she} lives,} or what?

SELECT ALL THAT APPLY

**CODES**

- 1 {DROVE} HA24A
- 2 GOT A RIDE FROM A FAMILY MEMBER OR FRIEND OR SOMEONE PAID TO HELP HA24A
- 3 {USED A VAN OR SHUTTLE SERVICE PROVIDED BY HA24A

4	THE PLACE SP LIVES} USED A VAN OR SHUTTLE SERVICE FOR PEOPLE WITH DISABILITIES OR SENIORS {(NOT PROVIDED BY THE PLACE SP LIVES)}	HA24A
5	TOOK PUBLIC TRANSPORTATION (THE BUS, SUBWAY, TRAIN, OR TRAM)	HA24A
6	TOOK A TAXI	HA24A
91	OTHER (SPECIFY) REFUSED	HA24A
	DON'T KNOW	HA24A

### HA23A

HA23A

NOT IN FILE

SPECIFY HOW GOT TO STORE.

ENTER TEXT

Length

50

### HA24A

ha1shopcart

R1 HA24A EVER USE MOTORIZED CART

DISPLAY INSTRUCTIONS:

Display "in the last month" in bold underlined text.

QUESTION TEXT:

In the last month, when {you/SP} went to the store to shop, did {you/{he/she}} ever use a motorized cart?

CODES

- 1 YES
- 2 NO
- REFUSED
- DON'T KNOW

### HA24B

ha1shoplean

R1 HA24B EVER LEAN ON SHOP CART

DISPLAY INSTRUCTIONS:

Display "in the last month" in bold underlined text.

QUESTION TEXT:

In the last month, when {you/SP} went to the store to shop, did {you/{he/she}} ever lean on the shopping cart to help {you/{him/her}} get around the store?

CODES

- 1 YES
- 2 NO
- REFUSED
- DON'T KNOW

### BOX HA25A

BOXHA25A

NOT IN FILE

If HA20 = 1 (always by self) go to HA27.  
Otherwise, go to HA25A.

## HA25A

op1shophlp

R1 HA25A HELPS SP WITH SHOPPING

op1relatnshp

R1 OTHR PRSN RELATIONSHIP TO SP

### DISPLAY INSTRUCTIONS:

Display HELPER RELATIONSHIP CODES.

Display PERSON ROSTER with FIRST NAME, LAST NAME, and RELATIONSHIP TO SP. Allow entry for FIRST NAME, LAST NAME, and RELATIONSHIP TO SP fields.

If FACILITY flag = 1 (YES), display “a staff person from the place where {you live/{he/she} lives}.”

If FACILITY flag = 1 (YES) or RETIREMENTCOMMUNITY flag = 1 (YES), display SERVICE/SOMEONE FROM THE PLACE SP LIVES on the PERSON ROSTER.

If HA20 = 2 (always with someone else), display “when {you/SP} shopped for groceries or personal items, who did that with {you/{him/her}}”.

If HA20 = 3 (someone else always did), display “who shopped for groceries or personal items for {you/SP}”.

If HA20 = 4 (varied), display “who shopped for groceries or personal items with {you/SP} or for {you/{him/her}}”.

Display "first" and "last" in underlined text

### QUESTION TEXT:

In the last month, {when {you/SP} shopped for groceries or personal items, who did that with {you/{him/her}} / who shopped for groceries or personal items for {you/SP} /who shopped for groceries or personal items with {you/SP} or for you/{him/her}}?

IF NEEDED: This includes family, friends, { a staff person from the place where {you live/{he/she} lives},} or someone paid to help {you/{him/her}}.

PROBE: Anyone else?

SELECT ALL THAT APPLY

IF PERSON NAMED IS NOT ON THE ROSTER, PRESS CTRL/P TO ADD A PERSON.

HA25b. [What is (his/her) first name?] CONFIRM SPELLING

HA25c. [What is (his/her) last name?] CONFIRM SPELLING

HA25d. [What is (his/her) relationship to {you/SP}?] PRESS F1 FOR HELP SCREEN

### CODES

#### Code All That Apply

- |    |                 |
|----|-----------------|
| 2  | SPOUSE/PARTNER  |
| 3  | DAUGHTER        |
| 4  | SON             |
| 5  | DAUGHTER-IN-LAW |
| 6  | SON-IN-LAW      |
| 7  | STEPDAUGHTER    |
| 8  | STEPSON         |
| 9  | SISTER          |
| 10 | BROTHER         |



11	SISTER-IN-LAW
12	BROTHER-IN-LAW
13	MOTHER
14	STEPMOTHER
15	MOTHER-IN-LAW
16	FATHER
17	STEPFATHER
18	FATHER-IN-LAW
19	GRANDDAUGHTER
20	GRANDSON
21	NIECE
22	NEPHEW
23	AUNT
24	UNCLE
25	COUSIN
26	STEPDAUGHTER'S SON/DAUGHTER
27	STEPSON'S SON/DAUGHTER
28	DAUGHTER-IN-LAW'S SON/DAUGHTER
29	SON-IN-LAW'S SON/DAUGHTER
30	BOARDER/RENTER
31	PAID AIDE/HOUSEKEEPER/EMPLOYEE
32	ROOMMATE
33	EX-WIFE/EX-HUSBAND
34	BOYFRIEND/GIRLFRIEND
35	NEIGHBOR
36	FRIEND
37	SERVICE/SOMEONE FROM THE PLACE SP LIVES
91	OTHER RELATIVE
92	OTHER NONRELATIVE

**PROGRAMMER INSTRUCTIONS:**

Do not display the following response codes: 1,2,3,4,7,8, and 37.  
 For each roster selection/addition at HA3, set HELPEDWITHLAUNDRY flag = 1 (yes).

**BOX HA26**

**BOXHA26**

NOT IN FILE

If HA20 = 2 (always with someone else) and HELPEDWITHSHOPPING flag = 1 (YES) for SERVICE/SOMEONE FROM PLACE SP LIVES, go to HA28.

If HA20 = 3 (someone else always did) and HELPEDWITHSHOPPING flag = 1 (YES) for SERVICE/SOMEONE FROM PLACE SP LIVES, go to BOX HA29.

If HA20 = 4 (varied) and HELPEDWITHSHOPPING flag = 1 (YES) for SERVICE/SOMEONE FROM PLACE SP LIVES, go to BOX HA27.

Otherwise go to HA26.

**HA26**

**ha1dshopreas**

R1 D SHOP REASN WITH BY OTHERS

**DISPLAY INSTRUCTIONS:**

If HA20 = 2 (always with someone else), display "with".  
 If HA20 = 3 (someone else always did), display "for".  
 If HA20 = 4 (varied), display "with or for".

If HA20 = 5 (not done in last month), use null display for first sentence.

Display "HEALTH OR FUNCTIONING" and "OTHER REASON" in underlined text.  
Display responses in two side-by-side columns.

**QUESTION TEXT:**

{What is the reason someone else shopped for groceries or personal items {with/for/with or for} {you/SP}?}  
Was that because of {your/SP's} health or functioning or some other reason?

SELECT ALL THAT APPLY

**CODES**

- |   |   |          |
|---|---|----------|
| 1 | HEALTH OR FUNCTIONING (INCLUDES AGE,<br>MEMORY, VISION, HEALTH CONDITION/DISEASE<br>NAMES, SURGERY, UNABLE TO DRIVE)                    |          |
| 2 | OTHER REASON (INCLUDES SHARED ACTIVITY,<br>ALWAYS DONE THIS WAY, SOMEONE ELSE<br>WANTED TO DO IT, PAY SOMEONE, DOESN'T LIK<br>TO DO IT) |          |
|   | REFUSED   | BOX HA27 |
|   | DON'T KNOW  | BOX HA27 |

**PROGRAMMER INSTRUCTIONS:**

If HA26 = 1 (HEALTH OR FUNCTIONING), set HEALTHREASONHELPWITHSHOPPING flag = 1 (yes).

---

**BOX HA27**

**BOXHA27**

NOT IN FILE

If HA20a = 1 (yes by self), go to HA27.  
If HA20 = 2 (always with someone else) or HA20a ≠ 1 (didn't do by self), go to HA28.  
If [HA20 = 3 (someone else always did) or HA20 = 5 (not done in last month)] and  
HEALTHREASONHELPWITHSHOPPING flag = 1 (yes), go to BOX HA29.  
Otherwise go to HA30PRE.

---

**HA27**

**ha1shopdif**

R1 HA27 DIFF SHOPPING BY SELF

**DISPLAY INSTRUCTIONS:**

Display "by {yourself/himself/herself}" in bold underlined text.

**QUESTION TEXT:**

In the last month, how much difficulty did {you/SP} have shopping for groceries or personal items by  
{yourself/himself/herself}? Would you say none, a little, some, or a lot?

**CODES**

- |   |            |
|---|------------|
| 1 | NONE       |
| 2 | A LITTLE   |
| 3 | SOME       |
| 4 | A LOT      |
|   | REFUSED    |
|   | DON'T KNOW |

**HA28****ha1shopoft**

R1 HA28 HOW OFT SHOP GROCERIES

**DISPLAY INSTRUCTIONS:**

Display "a year ago" in bold underlined text.

**QUESTION TEXT:**

Compared to a year ago, {do you/does SP} shop for groceries or personal items more often, less often, or about the same?

**CODES**

- |   |            |
|---|------------|
| 1 | MORE OFTEN |
| 2 | LESS OFTEN |
| 3 | SAME       |
|   | REFUSED    |
|   | DON'T KNOW |

**BOX HA29****BOXHA29**

NOT IN FILE

If [HA20 = 1 (always by self) or HA20 = 4 (varied)] and [HA27 = 2 (a little) or HA27 = 3 (some) or HA27 = 4 (a lot)], go to HA29.

If [HA20 = 2 (always with someone else) or HA20 = 3 (some else always did) or HA20 = 4 (varied) or HA20 = 5 (not done in last month)] and [HEALTHREASONHELPWITHSHOPPING flag = 1 (yes) or HELPEDWITHSHOPPING flag = 1 (YES) for SERVICE/SOMONE FROM PLACE SP LIVES, go to HA29.

Otherwise go to HA30PRE.

**HA29****ha1shopwout**

R1 HA29 EVER GO WITHOUT GROCRIES

**DISPLAY INSTRUCTIONS:**

If HA20=1 (always by self) or 5 (not done in last month), or HA20a = 1 (yes by self), display "it was too difficult to shop by {yourself/himself/herself}".

If HA20=2 (always with someone else) or 3 (someone else always did), display "no one was there to help or shop for {you/{him/her}}"?

Display "in the last month" in underlined text.

**QUESTION TEXT:**

In the last month, did {you/SP} ever go without groceries or personal items because {it was too difficult to shop by {yourself/himself/herself} / no one was there to help or shop for {you/{him/her}}}?

**CODES**

- |   |            |
|---|------------|
| 1 | YES        |
| 2 | NO         |
|   | REFUSED    |
|   | DON'T KNOW |

**HA30PRE****HA30PRE**

NOT IN FILE

**QUESTION TEXT:**

Now let's turn to making hot meals.

PRESS 1 AND ENTER TO CONTINUE

---

**HA30**

**ha1meal**

R1 HA30 HOW HOT MEALS GET MADE

**DISPLAY INSTRUCTIONS:**

If PROXY flag is null, display "1a".

If PROXY flag = 1 (yes), display "1b".

Display "in the last month" in bold underlined text.

**QUESTION TEXT:**

SHOW CARD HA{1a/1b}

Which answer best describes how {your/SP's} hot meals got made in the last month? Did {you/{he/she}} always make them by {yourself/himself/herself}, always make them together with someone else, did someone else always make them for {you/{her/him}}, or did it vary?

**CODES**

1	ALWAYS DID IT BY SELF	HA30B
2	ALWAYS DID IT TOGETHER WITH SOMEONE ELSE	HA30B
3	SOMEONE ELSE ALWAYS DID IT	HA30B
4	IT VARIED (MORE THAN ONE WAY)	
5	NOT DONE IN LAST MONTH	HA33
	REFUSED	HA34
	DON'T KNOW	HA34

---

**HA30A**

**ha1mealslf**

R1 HA30A MAKE HOT MEALS YOURSELF

**DISPLAY INSTRUCTIONS:**

Display "by {yourself/himself/herself}" in bold underlined text.

**QUESTION TEXT:**

In the last month, did {you/SP} ever make {your/{his/her}} hot meals by {yourself/himself/herself}?

**CODES**

1	YES
2	NO
	REFUSED
	DON'T KNOW

---

**HA30B**

**ha1restamels**

R1 HA30B OFTN HAV RESTARNT MEALS

**DISPLAY INSTRUCTIONS:**

If FACILITY flag = 1 (yes), display "Do not include meals provided as a service by the place {you live/{he/she} lives}."

**QUESTION TEXT:**

SHOW CARD HA4

In the last month, when {you/SP} had hot meals, how often were they restaurant meals, including eat-in, take-out, or delivered meals? {Do not include meals provided as a service by the place {you live/{he/she} lives}.} Was it every time {you/{he/she}} had a hot meal, most times, sometimes, rarely, or never?

**CODES**

- 1 EVERY TIME
- 2 MOST TIMES
- 3 SOMETIMES
- 4 RARELY
- 5 NEVER
- REFUSED
- DON'T KNOW

---

**BOX HA31**

**BOXHA31**

NOT IN FILE

If HA30 = 3 (SOMEONE ELSE ALWAYS DID IT), go to HA32A.  
Else if HA14 = 1 (has microwave), go to HA31.  
Otherwise, go to BOX HA32A

---

**HA31**

**ha1oftmicrow**

R1 HA31 OFTEN USE THE MICROWAVE

**QUESTION TEXT:**

SHOW CARD HA4

In the last month, when {you/SP} made hot meals did {you/{he/she}} use the microwave oven every time, most times, sometimes, rarely, or never?

**CODES**

- 1 EVERY TIME
- 2 MOST TIMES
- 3 SOMETIMES
- 4 RARELY
- 5 NEVER
- REFUSED
- DON'T KNOW

---

**BOX HA32A**

**BOXHA32A**

NOT IN FILE

If HA30 = 1 (always did by self) go to HA34.  
Otherwise, go to HA32A.

---

**HA32A**

**op1mealhlp**

R1 HA32A HELPS SP WITH MEALS

**op1relatnshp**

R1 OTHR PRSN RELATIONSHIP TO SP

**DISPLAY INSTRUCTIONS:**

Display HELPER RELATIONSHIP CODES.

Display PERSON ROSTER with FIRST NAME, LAST NAME, and RELATIONSHIP TO SP. Allow entry for FIRST NAME, LAST NAME, and RELATIONSHIP TO SP fields.

If FACILITY flag = 1 (YES), display “a staff person from the place where {you live/{he/she} lives}.”

If FACILITY flag = 1 (YES) or RETIREMENTCOMMUNITY flag = 1 (YES), display SERVICE/SOMEONE FROM THE PLACE SP LIVES on the PERSON ROSTER.

Display RESTAURANT/TAKE OUT SERVICES and MEALS ON WHEELS on the person roster.

If HA30 = 2 (always with someone else), display “when {you/SP} made hot meals, who did that with {you/{him/her}}”.

If HA30 = 3 (someone else always did), display “who made hot meals for {you/SP}”.

If HA30 = 4 (varied), display “who made hot meals with {you/SP} or for {you/{him/her}}”.

Display "first" and "last" in underlined text.

#### QUESTION TEXT:

In the last month, {when {you/SP} made hot meals, who did that with {you/{him/her}} / who made hot meals for {you/SP} /who made hot meals with {you/SP} or for {you/{him/her}}}

IF NEEDED: This includes family, friends, {a staff person from the place where {you live/{he/she} lives},} or someone paid to help {you/{him/her}}.

PROBE: Anyone else?

SELECT ALL THAT APPLY

IF PERSON NAMED IS NOT ON THE ROSTER, PRESS CTRL/P TO ADD A PERSON.

HA32b. [What is (his/her) first name?] CONFIRM SPELLING

HA32c. [What is (his/her) last name?] CONFIRM SPELLING

HA32d. [What is (his/her) relationship to {you/SP}?] PRESS F1 FOR HELP SCREEN

#### CODES

#### Code All That Apply

2	SPOUSE/PARTNER
3	DAUGHTER
4	SON
5	DAUGHTER-IN-LAW
6	SON-IN-LAW
7	STEPDAUGHTER
8	STEPSON
9	SISTER
10	BROTHER
11	SISTER-IN-LAW
12	BROTHER-IN-LAW
13	MOTHER
14	STEPMOTHER
15	MOTHER-IN-LAW
16	FATHER
17	STEPFATHER
18	FATHER-IN-LAW
19	GRANDDAUGHTER
20	GRANDSON
21	NIECE
22	NEPHEW
23	AUNT
24	UNCLE

25	COUSIN
26	STEPDAUGHTER'S SON/DAUGHTER
27	STEPSON'S SON/DAUGHTER
28	DAUGHTER-IN-LAW'S SON/DAUGHTER
29	SON-IN-LAW'S SON/DAUGHTER
30	BOARDER/RENTER
31	PAID AIDE/HOUSEKEEPER/EMPLOYEE
32	ROOMMATE
33	EX-WIFE/EX-HUSBAND
34	BOYFRIEND/GIRLFRIEND
35	NEIGHBOR
36	FRIEND
37	SERVICE/SOMEONE FROM THE PLACE SP LIVES
91	OTHER RELATIVE
92	OTHER NONRELATIVE

**PROGRAMMER INSTRUCTIONS:**

Do not display the following response codes: 1,2,3,4,7,8, and 37.  
 For each roster selection/addition at HA32, set HELPEDWITHMEALS flag = 1 (yes).

**BOX HA33**

**BOXHA33**

NOT IN FILE

If HA30 = 2 (always with someone else) and HELPEDWITHMEALS flag= 1 (YES) for SERVICE/SOMEONE FROM PLACE SP LIVES, go to HA35.

If HA30 = 3 (someone else always did) and HELPEDWITHMEALS flag= 1 (YES) for SERVICE/SOMEONE FROM PLACE SP LIVES, go to BOX HA36.

If HA30 = 4 (varied) and HELPEDWITHMEALS flag= 1 (YES) for SERVICE/SOMEONE FROM PLACE SP LIVES, go to BOX HA34.

Otherwise go to HA33.

**HA33**

**ha1dmealreas**

R1 D MEALS REASN WITH BY OTHERS

**DISPLAY INSTRUCTIONS:**

- If HA30 = 2 (always with someone else), display "with".
- If HA30 = 3 (someone else always did), display "for".
- If HA30 = 4 (varied), display "with or for".
- If HA30 = 5 (none made in last month), do not display first sentence.

Display "HEALTH OR FUNCTIONING" and "OTHER REASON" in underlined text.  
 Display responses in two side-by-side columns.

**QUESTION TEXT:**

{What is the reason someone else made hot meals {with/for/with or for} {you/SP}?} Was that because of {your/SP's} health or functioning or some other reason?

SELECT ALL THAT APPLY

**CODES**

1	HEALTH OR FUNCTIONING (INCLUDES AGE, MEMORY, VISION, HEALTH CONDITION/DISEASE NAMES, SURGERY, UNABLE TO DRIVE)
---	--

2	OTHER REASON (INCLUDES SHARED ACTIVITY, ALWAYS DONE THIS WAY, SOMEONE ELSE WANTED TO DO IT, PAY SOMEONE, DOESN'T LIKE TO DO IT) REFUSED DON'T KNOW	BOX HA34 BOX HA34
---	--	----------------------

**PROGRAMMER INSTRUCTIONS:**

If HA33 = 1 (HEALTH OR FUNCTIONING), set HEALTHREASONHELPWITHMEALS flag = 1 (yes).

**BOX HA34**

**BOXHA34**

NOT IN FILE

If HA30a = 1 (yes by self), go to HA34.  
 If HA30 = 2 (always with someone else) or HA30a #1 (didn't do by self), go to HA35.  
  
 If [HA30 = 3 (someone else always did) or HA30 = 5 (not done in last month)] and  
 HEALTHREASONHELPWITHMEALS flag = 1 (yes), go to BOX HA36.  
  
 Otherwise, go to HA40PRE.

**HA34**

**ha1mealdif**

R1 HA34 DIFICULTY MAK MEALS SELF

**DISPLAY INSTRUCTIONS:**

Display "by {yourself/himself/herself}" in bold underlined text.

**QUESTION TEXT:**

In the last month, how much difficulty did {you/SP} have making hot meals by {yourself/himself/herself}?  
 Would you say none, a little, some, or a lot?

**CODES**

1	NONE
2	A LITTLE
3	SOME
4	A LOT
	REFUSED
	DON'T KNOW

**HA35**

**ha1mealoft**

R1 HA35 HOW OFTEN MAKE HOT MEALS

**DISPLAY INSTRUCTIONS:**

Display "a year ago" in bold underlined text.

**QUESTION TEXT:**

Compared to a year ago, {do you/does SP} make hot meals more often, less often, or about the same?

**CODES**

1	MORE OFTEN
2	LESS OFTEN
3	SAME
	REFUSED



DON'T KNOW

---

**BOX HA36**

**BOXHA36**

NOT IN FILE

If [HA30 = 1 (always by self) or HA30 = 4 (varied)] and [HA34 = 2 (a little) or HA34 = 3 (some) or HA34 = 4 (a lot)], go to HA36.

If [HA30 = 2 (always with someone else) or HA30 = 3 (someone else always did) or HA30 = 4 (varied) or HA30 = 5 (not done in last month)] and [HEALTHREASONHELPWITHMEALS flag = 1 (yes) or HELPEDWITHMEALS flag = 1 (YES) for SERVICE/SOMEONE FROM PLACE SP LIVES] go to HA36

Otherwise go to HA40PRE.

---

**HA36**

**ha1mealwout**

R1 HA36 EVER GO WITHOUT HOT MEAL

**DISPLAY INSTRUCTIONS:**

If HA30 =1 (always by self) or 5 (not done in last month) or HA30a = 1 (yes by self), display "it was too difficult to make one by {yourself/himself/herself}".

If HA30 =2 (always with someone else) or 3 (someone else always did), display "no one was there to help or make one for {you/{him/her}}"?

Display "in the last month" in underlined text.

**QUESTION TEXT:**

In the last month, did {you/SP} ever go without a hot meal because {it was too difficult to make one by {yourself/himself/herself} / no one was there to help or make one for {you/him/her}}?

**CODES**

1	YES
2	NO
	REFUSED
	DON'T KNOW

---

**HA40PRE**

**HA40PRE**

NOT IN FILE

**QUESTION TEXT:**

Now I have a few questions about everyday money matters like handling bills and banking.

IF NEEDED: By handling bills, we mean writing checks, sending money orders or paying with cash. By banking we mean checking balances, and making transfers, deposits or withdrawals from the bank or ATM.

PRESS 1 AND ENTER TO CONTINUE

---

**HA40**

**ha1bank**

R1 HA40 HOW BILLS BANKIN HANDLED

**DISPLAY INSTRUCTIONS:**

Display "in the last month" in bold underlined text.

If PROXY flag is null, display "1a".

If PROXY flag = 1 (yes), display "1b".

**QUESTION TEXT:**

SHOW CARD HA{1a/1b}

Which answer best describes how {your/SP's} bills and banking were handled in the last month? Did {you/{he/she}} always do this by {yourself/himself/herself}, always do it together with someone else, did someone else always do it for {you/{him/her}}, or did it vary?

**CODES**

1	ALWAYS DID IT BY SELF	HA44
2	ALWAYS DID IT TOGETHER WITH SOMEONE ELSE	HA42A
3	SOMEONE ELSE ALWAYS DID IT	HA42A
4	IT VARIED (MORE THAN ONE WAY)	
5	NOT DONE IN LAST MONTH	BOX HA43
	REFUSED	BOX HA44
	DON'T KNOW	BOX HA44

---

**HA40A**

**ha1bankslf**

R1 HA40A HNDL BILLS BNKING YRSLF

**DISPLAY INSTRUCTIONS:**

Display "by {yourself/himself/herself}" in bold underlined text.

**QUESTION TEXT:**

In the last month, did {you/SP} ever handle {your/{his/her}} bills and banking by {yourself/himself/herself}?

**CODES**

1	YES
2	NO
	REFUSED
	DON'T KNOW

---

**HA42A**

**op1bankhp**

R1 HA42A HELPS SP WITH BANKING

**op1relatnshp**

R1 OTHR PRSN RELATIONSHIP TO SP

**DISPLAY INSTRUCTIONS:**

Display HELPER RELATIONSHIP CODES.

Display PERSON ROSTER with FIRST NAME, LAST NAME, and RELATIONSHIP TO SP. Allow entry for FIRST NAME, LAST NAME, and RELATIONSHIP TO SP fields.

If FACILITY flag = 1 (YES), display "a staff person from the place where {you live/{he/she} lives}."

If FACILITY flag = 1 (YES) or RETIREMENTCOMMUNITY flag = YES(yes), display SERVICE/SOMEONE FROM THE PLACE SP LIVES on the PERSON ROSTER.

If HA40 = 2 (always with someone else), display "when {you/SP} handled bills and banking, who did that with

{you/{him/her}}".

If HA40 = 3 (someone else always did), display "who handled bills and banking for {you/SP}".

If HA40 = 4 (varied), display "who handled bills and banking with {you/SP} or for {you/{him/her}}".

Display "first" and "last" in underlined text.

**QUESTION TEXT:**

In the last month, {when {you/SP} handled bills and banking, who did that with {you/{him/her}} / who handled bills and banking for {you/SP} /who handled bills and banking with {you/SP} or for {you/{him/her}}?}

IF NEEDED: This includes family, friends, { a staff person from the place where {you live/{he/she} lives,} or someone paid to help {you/{him/her}}.

PROBE: Anyone else?

SELECT ALL THAT APPLY

IF PERSON NAMED IS NOT ON THE ROSTER, PRESS CTRL/P TO ADD A PERSON.

HA42b. [What is (his/her) first name?] CONFIRM SPELLING

HA42c. [What is (his/her) last name?] CONFIRM SPELLING

HA42d. [What is (his/her) relationship to {you/SP}?] PRESS F1 FOR HELP SCREEN

**CODES**

**Code All That Apply**

- |    |                                |
|----|--------------------------------|
| 2  | SPOUSE/PARTNER                 |
| 3  | DAUGHTER                       |
| 4  | SON                            |
| 5  | DAUGHTER-IN-LAW                |
| 6  | SON-IN-LAW                     |
| 7  | STEPDAUGHTER                   |
| 8  | STEPSON                        |
| 9  | SISTER                         |
| 10 | BROTHER                        |
| 11 | SISTER-IN-LAW                  |
| 12 | BROTHER-IN-LAW                 |
| 13 | MOTHER                         |
| 14 | STEPMOTHER                     |
| 15 | MOTHER-IN-LAW                  |
| 16 | FATHER                         |
| 17 | STEPFATHER                     |
| 18 | FATHER-IN-LAW                  |
| 19 | GRANDDAUGHTER                  |
| 20 | GRANDSON                       |
| 21 | NIECE                          |
| 22 | NEPHEW                         |
| 23 | AUNT                           |
| 24 | UNCLE                          |
| 25 | COUSIN                         |
| 26 | STEPDAUGHTER'S SON/DAUGHTER    |
| 27 | STEPSON'S SON/DAUGHTER         |
| 28 | DAUGHTER-IN-LAW'S SON/DAUGHTER |
| 29 | SON-IN-LAW'S SON/DAUGHTER      |
| 30 | BOARDER/RENTER                 |

- 31 PAID AIDE/HOUSEKEEPER/EMPLOYEE
- 32 ROOMMATE
- 33 EX-WIFE/EX-HUSBAND
- 34 BOYFRIEND/GIRLFRIEND
- 35 NEIGHBOR
- 36 FRIEND
- 37 SERVICE/SOMEONE FROM THE PLACE SP LIVES
- 91 OTHER RELATIVE
- 92 OTHER NONRELATIVE

**PROGRAMMER INSTRUCTIONS:**

Do not display the following response codes: 1,2,3,4,7,8, and 37.  
 For each roster selection/addition at HA42, set HELPEDWITHBANKING flag = 1 (yes).

**BOX HA43**

**BOXHA43**

NOT IN FILE

If HA40 = 2 (always with someone else) HELPEDWITHBANKING flag = 1 (YES) for SERVICE/SOMEONE FROM PLACE SP LIVES, go to HA45.

If HA40 = 3 (someone else always did) and HELPEDWITHBANKING flag = 1 (YES) for SERVICE/SOMEONE FROM PLACE SP LIVES, go to BOX HA46.

If HA40 = 4 (varied) and HELPEDWITHBANKING flag = 1 (YES) for SERVICE/SOMEONE FROM PLACE SP LIVES, go to BOX HA44.

Otherwise go to HA43.

**HA43**

**ha1dbankreas**

R1 D BANK BILL REASON WITHBY OTH

**DISPLAY INSTRUCTIONS:**

- If HA40 = 2 (always with someone else), display “with”.
- If HA40 = 3 (someone else always did), display “for”.
- If HA40 = 4 (varied), display “with or for”.
- If HA40 = 5 (not done in last month) do not display first sentence.

Display “HEALTH OR FUNCTIONING” and “OTHER REASON” in underlined text.  
 Display responses in two side-by-side columns.

**QUESTION TEXT:**

{What is the reason someone else handled bills and banking {with/for/with or for} {you/{him/her}}?} Was that because of {your/{his/her}} health or functioning or some other reason?

SELECT ALL THAT APPLY

**CODES**

- 1 HEALTH OR FUNCTIONING (INCLUDES AGE, MEMORY, VISION, HEALTH CONDITION/DISEASE NAMES, SURGERY, UNABLE TO DRIVE)
- 2 OTHER REASON (INCLUDES SHARED ACTIVITY, ALWAYS DONE THIS WAY, SOMEONE ELSE WANTED TO DO IT, PAY SOMEONE, DOESN'T LIKE TO DO IT)

REFUSED  
DON'T KNOW

BOX HA44  
BOX HA44

**PROGRAMMER INSTRUCTIONS:**

If HA43 =1 (HEALTH OR FUNCTIONING), set HEALTHREASONHELPWITHBANKING flag = 1 (yes).

---

**BOX HA44**

**BOXHA44**

NOT IN FILE

If HA40a = 1 (yes by self), go to HA44.  
If HA40 = 2 (always with someone else) or HA40a ≠ 1 (didn't do by self), go to HA45.  
  
If [HA40 = 3 (someone else always did) or HA40 = 5 (not done in last month)] and HEALTHREASONHELPWITHBANKING flag =1 (yes), go to BOX HA46.  
  
Otherwise, go to HA50PRE.

---

**HA44**

**ha1bankdif**

R1 HA44 DIF HNDL BLLS BNKING SLF

**DISPLAY INSTRUCTIONS:**

Display "by {yourself/himself/herself}" in bold underlined text.

**QUESTION TEXT:**

In the last month, how much difficulty did {you/SP} have handling {your/his/her} bills and banking by {yourself/himself/herself}? Would you say none, a little, some, or a lot?

**CODES**

1 NONE  
2 A LITTLE  
3 SOME  
4 A LOT  
REFUSED  
DON'T KNOW

---

**HA45**

**ha1bankoft**

R1 HA45 HOW OFTEN YOU PAY BILLS

**DISPLAY INSTRUCTIONS:**

Display "a year ago" in bold underlined text.

**QUESTION TEXT:**

Compared to a year ago, {do you/does SP} handle {your/his/her} own bills and banking more often, less often, or about the same?

**CODES**

1 MORE OFTEN  
2 LESS OFTEN  
3 SAME  
REFUSED  
DON'T KNOW

---

**BOX HA46****BOXHA46**

NOT IN FILE

If [HA40 = 1 (always by self) or HA40 = 4 (varied)] and [HA44 = 2 (a little) or HA44 = 3 (some) or HA44 = 4 (a lot)], go to HA46.

If [HA40 = 2 (always with someone else) or HA40 = 3 (some else always did) or HA40 = 4 (varied) or HA40 = 5 (not done in last month)] and [HEALTHREASONHELPWITHBANKING flag = 1 (yes) or HELPEDWITHBANKING flag = 1 (YES) for SERVICE/SOMEONE FROM PLACE SP LIVES], go to HA46.

Otherwise go to HA50PRE.

**HA46****ha1bankwout**

R1 HA46 EVER GO WOUT PAYIN BILLS

**DISPLAY INSTRUCTIONS:**

If HA40=1 (always by self) or 5 (not done in last month) or HA40a = 1 (yes by self), display "it was too difficult to do that by {yourself/himself/herself}".

If HA40=2 (always with someone else) or 3 (someone else always did), display "no one was there to help or do that for {you/{him/her}}".

Display "in the last month" in underlined text.

**QUESTION TEXT:**

In the last month, did {you/SP} ever go without handling {your/his/her} bills and banking matters because {it was too difficult to do that by {yourself/himself/herself}/ no one was there to help or do that for {you/{him/her}}}?

**CODES**

1	YES
2	NO
	REFUSED
	DON'T KNOW

**HA50PRE****HA50PRE**

NOT IN FILE

**QUESTION TEXT:**

Now let's turn to less common money matters, such as opening, closing or cashing in CDs, checking, money market or retirement accounts, or applying for loans.

PRESS 1 AND ENTER TO CONTINUE

**HA50****ha1money**

R1 HA50 MONEY MATTERS TO HANDLE

**DISPLAY INSTRUCTIONS:**

Display "in the last year" in bold underlined text.

**QUESTION TEXT:**

In the last year, did {you/SP} have money matters like these that needed to be handled?

IF NEEDED: Money matters include opening, closing or cashing in CDs, checking, money market or retirement accounts, or applying for loans.

**CODES**

1	YES	
2	NO	SECTION SC
	REFUSED	SECTION SC
	DON'T KNOW	SECTION SC

**HA51****ha1moneyhlp**

R1 HA51 ANYONE HLP W MONY MATTRS

**DISPLAY INSTRUCTIONS:**

If FACILITY flag = 1 (yes), display “a service provided by the place where {you live/SP lives},”

Display "in the last year" in bold underlined text

**QUESTION TEXT:**

In the last year, did anyone help {you/SP} or handle these kinds of money matters for {you/{him/her}}? This includes family, friends, {a service provided by the place where {you live/{he/she} lives},} or someone paid to help {you/{him/her}}.

IF NEEDED: Money matters include opening, closing or cashing in CDs, checking, money market or retirement accounts or applying for loans.

**CODES**

1	YES	
2	NO	SECTION SC
	REFUSED	SECTION SC
	DON'T KNOW	SECTION SC

**HA52A****op1moneyhlp**

R1 HA52A HELPS SP WITH MONEY

**op1relatnshp**

R1 OTHR PRSN RELATIONSHIP TO SP

**DISPLAY INSTRUCTIONS:**

Display HELPER RELATIONSHIP CODES.

Display PERSON ROSTER with FIRST NAME, LAST NAME, and RELATIONSHIP TO SP. Allow entry for FIRST NAME, LAST NAME, and RELATIONSHIP TO SP fields.

If FACILITY flag = 1 (YES), display “a staff person from the place where {you live/{he/she} lives}.”

If FACILITY flag = 1 (YES) or RETIREMENTCOMMUNITY flag = 1 (YES), display SERVICE/SOMEONE FROM THE PLACE SP LIVES on the person roster.

Display "first" and "last" in underlined text.

**QUESTION TEXT:**

Who was that?

IF NEEDED: This includes family, friends, { a staff person from the place where {you live/{he/she} lives},} or someone paid to help {you/{him/her}}.

PROBE: Anyone else?

SELECT ALL THAT APPLY

IF PERSON NAMED IS NOT ON THE ROSTER, PRESS CTRL/P TO ADD A PERSON.

HA52b. [What is (his/her) first name?] CONFIRM SPELLING

HA52c. [What is (his/her) last name?] CONFIRM SPELLING

HA52d. [What is (his/her) relationship to {you/SP}?] PRESS F1 FOR HELP SCREEN

<b>CODES</b>	<b>Code All That Apply</b>
2	SPOUSE/PARTNER
3	DAUGHTER
4	SON
5	DAUGHTER-IN-LAW
6	SON-IN-LAW
7	STEPDAUGHTER
8	STEPSON
9	SISTER
10	BROTHER
11	SISTER-IN-LAW
12	BROTHER-IN-LAW
13	MOTHER
14	STEPMOTHER
15	MOTHER-IN-LAW
16	FATHER
17	STEPFATHER
18	FATHER-IN-LAW
19	GRANDDAUGHTER
20	GRANDSON
21	NIECE
22	NEPHEW
23	AUNT
24	UNCLE
25	COUSIN
26	STEPDAUGHTER'S SON/DAUGHTER
27	STEPSON'S SON/DAUGHTER
28	DAUGHTER-IN-LAW'S SON/DAUGHTER
29	SON-IN-LAW'S SON/DAUGHTER
30	BOARDER/RENTER
31	PAID AIDE/HOUSEKEEPER/EMPLOYEE
32	ROOMMATE
33	EX-WIFE/EX-HUSBAND
34	BOYFRIEND/GIRLFRIEND
35	NEIGHBOR
36	FRIEND
37	SERVICE/SOMEONE FROM THE PLACE SP LIVES
91	OTHER RELATIVE
92	OTHER NONRELATIVE

**PROGRAMMER INSTRUCTIONS:**

Do not display the following response codes: 1,2,3,4,7,8, and 37.

For each roster selection/addition at HA52, set HELPEDWITHMONEYMATTERS flag=1(yes).

Go to Section SC- Self-care Activities



### Derived Variables from Items in the HA Section

<b>ha1dlaunsfdf</b>	R1 D LAUNDRY SELF AND DIFF LEVEL
<b>ha1dshopsfdf</b>	R1 D SLF SHOPPING AND DIFF LEVEL
<b>ha1dmealsfdf</b>	R1 D SELF MEALS AND DIFF LEVEL
<b>ha1dbanksfdf</b>	R1 D SELF BANKS AND DIFF LEVEL
<b>ha1dmealwhl</b>	R1 D HELPER IS MEALS ON WHEELS
<b>ha1dmealtkot</b>	R1 D HELPER IS RESTAURNT TAKEOUT
<b>ha1dlaunreas</b>	R1 D LAUNDRY REASN WITH BY OTHERS [See HA4]
<b>ha1dshopreas</b>	R1 D SHOP REASN WITH BY OTHERS [See HA26]
<b>ha1dmealreas</b>	R1 D MEALS REASN WITH BY OTHERS [See HA33]
<b>ha1dbankreas</b>	R1 D BANK BILL REASON WITHBY OTH [See HA43]

---

## NHATS Round 1

Section SC [SELF-CARE ACTIVITIES]

Sequence: 24

---

**SC1PRE**

**SC1PRE**

NOT ON FILE

**QUESTION TEXT:**

Now I have a few questions about how {you eat/SP eats}.

PRESS 1 AND ENTER TO CONTINUE

---

**SC1**

**sc1eatdev**

R1 SC1 EVER USE ADAPTED UTENSILS

**DISPLAY INSTRUCTIONS:**

Display “adapted” in bold underlined text.

**QUESTION TEXT:**

In the last month, did {you/SP} ever use adapted utensils to help {you/{him/her}} eat or cut {your/{his/her}} food?

IF NEEDED: Adapted utensils include things like easy-to-grip silverware, knives that rock, and plates with high sides.

**CODES**

1	YES	
2	NO	SC3
7	ALWAYS FED THROUGH IV OR TUBE	SC7PRE
	REFUSED	SC3
	DON'T KNOW	SC3

---

**SC2**

**sc1eatdevoft**

R1 SC2 OFTEN USE ADAPTED UTENSILS

**QUESTION TEXT:**

SHOW CARD SC1

Did {you/SP} use adapted utensils every time {you/{he/she}} had a meal, most times, sometimes, or rarely?

**CODES**

1	EVERY TIME
2	MOST TIMES
3	SOMETIMES
4	RARELY
	REFUSED
	DON'T KNOW

---

**SC3**

**sc1eatlhp**

R1 SC3 DID ANYONE HELP YOU EAT

**DISPLAY INSTRUCTIONS:**

If FACILITY flag = 1 (yes), display "a staff person from the place where {you live/{he/she} lives,".

**QUESTION TEXT:**

In the last month, did anyone ever help {you/SP} eat, for instance, by cutting up food or feeding {you/{him/her}}?

IF NEEDED: This includes family, friends, {a staff person from the place where {you live/{he/she} lives},} or someone paid to help {you/{him/her}}.

**CODES**

1	YES	
2	NO	SC5
	REFUSED	SC5
	DON'T KNOW	SC5

---

**SC3A**

**op1eathlp**

R1 SC3A HELPS SP WITH EATING

**op1relatnshp**

R1 OTHR PRSN RELATIONSHIP TO SP

**DISPLAY INSTRUCTIONS:**

Display HELPER RELATIONSHIP CODES.

Display PERSON ROSTER with FIRST NAME, LAST NAME, and RELATIONSHIP TO SP. Allow entry for FIRST NAME, LAST NAME, and RELATIONSHIP TO SP fields.

If FACILITY flag = 1 (YES) or RETIREMENTCOMMUNITY flag = 1 (YES), display SERVICE/SOMEONE FROM THE PLACE SP LIVES on the PERSON ROSTER.

Display "first" and "last" in underlined text.

**QUESTION TEXT:**

Who helped {you/SP} eat?

PROBE: Anyone else?

SELECT ALL THAT APPLY

IF PERSON NAMED IS NOT ON THE ROSTER, PRESS CTRL/P TO ADD A PERSON.

SC3b. [What is (his/her) first name?] CONFIRM SPELLING

SC3c. [What is (his/her) last name?] CONFIRM SPELLING

SC3d. [What is (his/her) relationship to {you/SP}?] PRESS F1 FOR HELP SCREEN

**CODES**

**Code All That Apply**

2	SPOUSE/PARTNER
3	DAUGHTER
4	SON
5	DAUGHTER-IN-LAW
6	SON-IN-LAW
7	STEPDAUGHTER
8	STEPSON
9	SISTER
10	BROTHER
11	SISTER-IN-LAW
12	BROTHER-IN-LAW
13	MOTHER

- 14 STEPMOTHER
- 15 MOTHER-IN-LAW
- 16 FATHER
- 17 STEPFATHER
- 18 FATHER-IN-LAW
- 19 GRANDDAUGHTER
- 20 GRANDSON
- 21 NIECE
- 22 NEPHEW
- 23 AUNT
- 24 UNCLE
- 25 COUSIN
- 26 STEPDAUGHTER'S SON/DAUGHTER
- 27 STEPSON'S SON/DAUGHTER
- 28 DAUGHTER-IN-LAW'S SON/DAUGHTER
- 29 SON-IN-LAW'S SON/DAUGHTER
- 30 BOARDER/RENTER
- 31 PAID AIDE/HOUSEKEEPER/EMPLOYEE
- 32 ROOMMATE
- 33 EX-WIFE/EX-HUSBAND
- 34 BOYFRIEND/GIRLFRIEND
- 35 NEIGHBOR
- 36 FRIEND
- 37 SERVICE/SOMEONE FROM THE PLACE SP LIVES
- 91 OTHER RELATIVE
- 92 OTHER NONRELATIVE

**PROGRAMMER INSTRUCTIONS:**

For each roster selection/addition at SC3, set HELPSWITHEATING flag = 1 (yes).

**SC4**

**sc1eatslfoft**

R1 SC4 HOW OFTEN EAT BY YOURSELF

**DISPLAY INSTRUCTIONS:**

DISPLAY "by {yourself/{himself/herself}} and without help" IN BOLD UNDERLINED TEXT

**QUESTION TEXT:**

SHOW CARD SC2

In the last month when {you/SP} ate, how often did {you/{he/she}} do this by {yourself/{himself/herself}} and without help? Would you say most times, sometimes, rarely, or never?

**CODES**

- 1 MOST TIMES
- 2 SOMETIMES
- 3 RARELY
- 4 NEVER BOX SC6
- REFUSED BOX SC6
- DON'T KNOW BOX SC6

**SC5**

**sc1eatsldif**

R1 SC5 DIFFICULTY EATING BY SELF

**DISPLAY INSTRUCTIONS:**

If SC1 = 1 (used adapted utensils), display “when {you/SP} used adapted utensils,”.

DISPLAY "by {yourself/{himself/herself}} and without help" IN BOLD UNDERLINED TEXT

**QUESTION TEXT:**

In the last month, {when {you/SP} used adapted utensils,} how much difficulty did {you/{he/she}} have eating by {yourself/{himself/herself}} and without help? Would you say none, a little, some, or a lot?

**CODES**

- |   |            |
|---|------------|
| 1 | NONE       |
| 2 | A LITTLE   |
| 3 | SOME       |
| 4 | A LOT      |
|   | REFUSED    |
|   | DON'T KNOW |

---

**BOX SC6**

**BOXSC6**

NOT ON FILE

If SC3 = 2 (no help with eating) and SC5 = 1 (no difficulty eating), go to SC7PRE.

Otherwise, continue with SC6.

---

**SC6**

**sc1eatwout**

R1 SC6 GO WOUT EAT BECSE NO HELP

**DISPLAY INSTRUCTIONS:**

If SC4 = 4 (never ate by self w/out help), display “no one was there to help”

Otherwise, display “it was too difficult to feed {yourself/{himself/herself}}”.

**QUESTION TEXT:**

In the last month, did {you/SP} ever go without eating because {no one was there to help/it was too difficult to feed {yourself/{himself/herself}}?}

**CODES**

- |   |            |
|---|------------|
| 1 | YES        |
| 2 | NO         |
|   | REFUSED    |
|   | DON'T KNOW |

---

**SC7PRE**

**SC7PRE**

NOT ON FILE

**QUESTION TEXT:**

Now I have a few questions about how {you get/SP gets} cleaned up.

PRESS 1 AND ENTER TO CONTINUE

---

**SC7**

**sc1showrbat1**

R1 SC7 SP SHOWERED

**sc1showrbat2**

R1 SC7 SP TOOK BATHS IN A TUB

**QUESTION TEXT:**

In the last month, how did {you/SP} usually clean {yourself/himself/herself} up? By taking a shower, bathing in a tub, or washing up some other way?

IF NEEDED: Do not include whirlpool baths {you take/{he/she} takes} for therapy.

SELECT ALL THAT APPLY

**CODES**

**Code All That Apply**

- |   |                          |         |
|---|--------------------------|---------|
| 1 | SHOWERED                 |         |
| 2 | TOOK BATHS IN A TUB      |         |
| 3 | WASHED UP SOME OTHER WAY |         |
|   | REFUSED                  | SC16PRE |
|   | DON'T KNOW               | SC16PRE |

**PROGRAMMER INSTRUCTIONS:**

If SC7 = 1 (showered) and SC7 ≠ 2 (took baths) and SC7 ≠ 3 (washed up), set SHOWERING flag = 1 (yes).  
 If SC7 = 2 (took baths) and SC7 ≠ 1 (showered) and SC7 ≠ 3 (washed up), set TAKINGBATHS flag = 1 (yes).  
 If SC7 = 3 (washed up) and SC7 ≠ 1 (showered) and SC7 ≠ 2 (took baths), set WASHINGUP flag = 1 (yes).

**BOX SC8**

**BOXSC8**

NOT ON FILE

If more than one response to SC7, go to SC8.

Otherwise, go to BOX SC9.

**SC8**

sc1prfrshbth

R1 SC8 PREFER SHOWR BATH OR OTHR

**DISPLAY INSTRUCTIONS:**

If SC7 = 1 (showered), display “showering” and response option 1.  
 If SC7 = 2 (took baths), display “taking baths” and response option 2.  
 If SC7 = 3 (washed up), display “washing up some other way” and response option 3.  
 Display “or” between methods of cleaning up.

**QUESTION TEXT:**

In the last month, which did {you/SP} do most often: {showering / taking baths / washing up some other way}?

**CODES**

- |   |                           |
|---|---------------------------|
| 1 | SHOWERING                 |
| 2 | TAKING BATHS              |
| 3 | WASHING UP SOME OTHER WAY |

**PROGRAMMER INSTRUCTIONS:**

If SC8 = 1 (showering), set SHOWERING flag = 1 (yes).  
 If SC8 = 2 (taking baths), set TAKINGBATHS flag = 1 (yes).  
 If SC8 = 3 (washing up), set WASHINGUP flag = 1 (yes).

**BOX SC9**

**BOXSC9**

NOT ON FILE

If BATHGRABBAR = 1 (yes) and [SHOWERING flag = 1 (yes) or TAKINGBATHS flag = 1 (yes)], go to SC9.

Otherwise, go to BOX SC10.

---

**SC9****sc1scusgrbrs**

R1 SC9 HOW OFTEN USE GRAB BARS

**DISPLAY INSTRUCTIONS:**

If SHOWERING flag = 1 (yes), display “showered”.  
If TAKINGBATHS flag = 1 (yes), display “took a bath”.

**QUESTION TEXT:**

SHOW CARD SC3

In the last month, did {you/SP} use grab bars every time {you/{he/she}} {showered/ took a bath}, most times, sometimes, rarely, or never?

IF NEEDED: A grab bar is designed to help you steady yourself. It may be attached to the wall or built into the shower or tub. Do not include towel racks.

**CODES**

- |   |            |
|---|------------|
| 1 | EVERY TIME |
| 2 | MOST TIMES |
| 3 | SOMETIMES  |
| 4 | RARELY     |
| 5 | NEVER      |
|   | REFUSED    |
|   | DON'T KNOW |

---

**BOX SC10****BOXSC10**

NOT ON FILE

If BATHSEAT flag = 1 (yes) and [SHOWERING flag = 1 (yes) or TAKINGBATHS flag = 1 (yes)], go to SC10.

Otherwise, go to SC11.

---

**SC10****sc1shtubseat**

R1 SC10 OFTN USE SHOWR TUB SEAT

**DISPLAY INSTRUCTIONS:**

If SHOWERING flag = 1 (yes), display “showered”.  
If TAKINGBATHS flag = 1 (yes), display “took a bath”.

**QUESTION TEXT:**

SHOW CARD SC3

In the last month, did {you/SP} use the shower or tub seat every time {you/{he/she}} {showered/ took a bath}, most times, sometimes, rarely, or never?

IF NEEDED: A shower or tub seat is a chair, stool, or bench used in the shower or bathtub. Some seats are placed in the shower or tub, others are built in.

**CODES**

- |   |            |
|---|------------|
| 1 | EVERY TIME |
|---|------------|

- 2 MOST TIMES
- 3 SOMETIMES
- 4 RARELY
- 5 NEVER
- REFUSED
- DON'T KNOW

**SC11**

**sc1bathhlp**

R1 SC11 ANYN HLP SHOWR BATH OTHR

**DISPLAY INSTRUCTIONS:**

If SHOWERING flag = 1 (yes), display “shower”.

If TAKINGBATHS flag = 1 (yes), display “take a bath”.

If WASHINGUP flag = 1 (yes), display “wash up”.

If FACILITY flag = 1 (yes), display “a staff person from the place where {you live/{he/she} lives},”.

**QUESTION TEXT:**

In the last month, did anyone ever help {you/SP} {shower/ take a bath/ wash up}?

IF NEEDED: This includes family, friends, {a staff person from the place where {you live/{he/she} lives},} or someone paid to help {you/{him/her}}.

**CODES**

- |   |            |      |
|---|------------|------|
| 1 | YES        |      |
| 2 | NO         | SC13 |
|   | REFUSED    | SC13 |
|   | DON'T KNOW | SC13 |

**SC11A**

**op1bathhlp**  
**op1relatnshp**

R1 SC11A HELPS SP WITH BATHING  
R1 OTHR PRSN RELATIONSHIP TO SP

**DISPLAY INSTRUCTIONS:**

If SHOWERING flag = 1 (yes), display “shower”.

If TAKINGBATHS flag = 1 (yes), display “take a bath”.

If WASHINGUP flag = 1 (yes), display “wash up”.

Display HELPER RELATIONSHIP CODES.

Display PERSON ROSTER with FIRST NAME, LAST NAME, and RELATIONSHIP TO SP. Allow entry for FIRST NAME, LAST NAME, and RELATIONSHIP TO SP fields.

If FACILITY flag = 1 (YES) or RETIREMENTCOMMUNITY flag = 1 (YES), display SERVICE/SOMEONE FROM THE PLACE SP LIVES on the PERSON ROSTER.

Display "first" and "last" in underlined text.

**QUESTION TEXT:**

Who helped {you/SP} {shower/take a bath/wash up}?

PROBE: Anyone else?

SELECT ALL THAT APPLY



IF PERSON NAMED IS NOT ON THE ROSTER, PRESS CTRL/P TO ADD A PERSON.

SC11b. [What is (his/her) first name?] CONFIRM SPELLING

SC11c. [What is (his/her) last name?] CONFIRM SPELLING

SC11d. [What is (his/her) relationship to {you/SP}?] PRESS F1 FOR HELP SCREEN

<b>CODES</b>	<b>Code All That Apply</b>
2	SPOUSE/PARTNER
3	DAUGHTER
4	SON
5	DAUGHTER-IN-LAW
6	SON-IN-LAW
7	STEPDAUGHTER
8	STEPSON
9	SISTER
10	BROTHER
11	SISTER-IN-LAW
12	BROTHER-IN-LAW
13	MOTHER
14	STEPMOTHER
15	MOTHER-IN-LAW
16	FATHER
17	STEPFATHER
18	FATHER-IN-LAW
19	GRANDDAUGHTER
20	GRANDSON
21	NIECE
22	NEPHEW
23	AUNT
24	UNCLE
25	COUSIN
26	STEPDAUGHTER'S SON/DAUGHTER
27	STEPSON'S SON/DAUGHTER
28	DAUGHTER-IN-LAW'S SON/DAUGHTER
29	SON-IN-LAW'S SON/DAUGHTER
30	BOARDER/RENTER
31	PAID AIDE/HOUSEKEEPER/EMPLOYEE
32	ROOMMATE
33	EX-WIFE/EX-HUSBAND
34	BOYFRIEND/GIRLFRIEND
35	NEIGHBOR
36	FRIEND
37	SERVICE/SOMEONE FROM THE PLACE SP LIVES
91	OTHER RELATIVE
92	OTHER NONRELATIVE

**PROGRAMMER INSTRUCTIONS:**

For each roster selection/addition at SC11, set HELPSWITHBATHING flag = 1 (yes).

---

**SC12**

**sc1bathoft**

R1 SC12 HOW OFTEN BATHE YOURSELF

**DISPLAY INSTRUCTIONS:**

If SHOWERING flag = 1 (yes), display "showered".

If TAKINGBATHS flag = 1 (yes), display “took a bath”.  
If WASHINGUP flag = 1 (yes), display “washed up”.

DISPLAY "by {yourself/{himself/herself}} and without help" IN BOLD UNDERLINED TEXT

**QUESTION TEXT:**

SHOW CARD SC2

In the last month, when {you/SP}{showered/ took a bath/ washed up}, how often did {you/{he/she}} do this by {yourself/{himself/herself}} and without help? Would you say most times, sometimes, rarely, or never?

**CODES**

1	MOST TIMES	
2	SOMETIMES	
3	RARELY	
4	NEVER	SC14
	REFUSED	SC14
	DON'T KNOW	SC14

---

**SC13**

sc1bathdif

R1 SC13 DIFF USING BARS OR SEATS

**DISPLAY INSTRUCTIONS:**

If SC9 = 1, 2, 3, or 4 (used bath grab bars every time, most times, sometimes, or rarely) or SC10 = 1, 2, 3, or 4 (used bath seat every time, most times, sometimes, or rarely), display “{when {you/SP} used {your/{his/her}}}”.

If SC9 = 1, 2, 3, or 4 and SC10 = 1, 2, 3, or 4, display “grab bars or shower or tub seat”.

Else if SC9 = 1, 2, 3, or 4, display “grab bars”.

Else if SC10 = 1, 2, 3, or 4, display “shower or tub seat”.

If SHOWERING flag = 1 (yes), display “showering”.

If TAKINGBATHS flag = 1 (yes), display “taking a bath”.

If WASHINGUP flag = 1 (yes), display “washing up”.

If SC9 = 1, 2, 3, or 4, display “A grab bar is designed to help you steady yourself. It may be attached to the wall or built into the shower or tub. Do not include towel racks.”

If SC10 = 1, 2, 3, or 4, display “A shower or tub seat includes a chair, stool, or bench used in the shower or bathtub. Some seats are placed in the shower or tub, others are built in.”

DISPLAY "by {yourself/{himself/herself}} and without help" IN BOLD UNDERLINED TEXT

**QUESTION TEXT:**

In the last month, {when {you/SP} used {your/{his/her}}}{grab bars/shower or tub seat/grab bars or shower or tub seat} how much difficulty did {you/{he/she}} have {showering/ taking a bath/ washing up} by {yourself/{himself/herself}} and without help? Would you say none, a little, some, or a lot?

IF NEEDED: {A grab bar is designed to help you steady yourself. It may be attached to the wall or built into the shower or tub. Do not include towel racks.} {A shower or tub seat includes a chair, stool, or bench used in the shower or bathtub. Some seats are placed in the shower or tub, others are built in.}

**CODES**

1	NONE
2	A LITTLE

- 3 SOME
- 4 A LOT
- REFUSED
- DON'T KNOW

**SC14**

**sc1bathyrgo**

R1 SC14 BATHE MRE OFT THN YR AGO

**DISPLAY INSTRUCTIONS:**

If SHOWERING flag = 1 (yes), display “shower”.  
 If TAKINGBATHS flag = 1 (yes), display “take baths”.  
 If WASHINGUP flag = 1 (yes), display “wash up”.

DISPLAY "a year ago" IN BOLD UNDERLINED TEXT

**QUESTION TEXT:**

Compared to a year ago, {do you/does SP} now {shower/ take baths/ wash up} more often, less often, or about the same?

**CODES**

- 1 MORE OFTEN
- 2 LESS OFTEN
- 3 SAME
- REFUSED
- DON'T KNOW

**BOX SC15**

**BOXSC15**

NOT ON FILE

If SC11 = 2 (no help cleaning up) and SC13 = 1 (no difficulty cleaning up), go to SC16PRE.  
 Otherwise go to SC15.

**SC15**

**sc1bathwout**

R1 SC15 EVER GO WITHOUT WASHING

**DISPLAY INSTRUCTIONS:**

If SC12 = 4 (never cleaned up by self), display “no one was there to help”.  
 Otherwise, display “it was too difficult to do that by {yourself/{himself/herself}}”.

If SHOWERING flag = 1 (yes), display “showering”.  
 If TAKINGBATHS flag = 1 (yes), display “taking a bath”.  
 If WASHINGUP flag = 1 (yes), display “washing up”.

**QUESTION TEXT:**

In the last month, did {you/SP} ever go without {showering/ taking a bath/ washing up} because {no one was there to help /it was too difficult to do that by {yourself/{himself/herself}}?

**CODES**

- 1 YES
- 2 NO
- REFUSED
- DON'T KNOW

Now I have a few questions about using the toilet.

IF NEEDED: These questions may seem a bit personal, but they are very important for research on aging and health trends.

PRESS 1 AND ENTER TO CONTINUE

**SC16****sc1usvartoi1**

R1 SC16 SP USED PORTABLE COMMODOE

**sc1usvartoi2**

R1 SC16 SP USED PADS UNDERGMT

**sc1usvartoi3**

R1 SC16 USED GRABBARS FR TOILET

**sc1usvartoi4**

R1 SC16 USED RAISED TOILET SEAT

**DISPLAY INSTRUCTIONS:**

Use "Same Question Stem" display

DISPLAY "In the last month" IN BOLD UNDERLINED TEXT

If at SC16a, do not display question text in brackets.  
Otherwise, display question text in brackets.

For SC16a, if IS3 = 1 (SP is male), display “, portable urinal,”.  
For SC16d, if IS3 = 1 (SP is male), display “, portable urinals,”.

If TOILETGRABBAR flag = 1 (yes), display variable text {c}.  
If RAISEDTOILET flag = 1 (yes), display variable text {d}.

**QUESTION TEXT:**

**{}**In the last month, {have you/has SP} ever used{}

{variable text [a-d]}

RESPONSE [1] a. a portable commode{, portable urinal,} or bedpan?

RESPONSE [2] b. disposable pads or undergarments to help prevent accidentally wetting or soiling  
{your/{his/her}} clothes?

{RESPONSE [3] c. grab bars around the toilet?

IF NEEDED: A grab bar is designed to help you steady yourself. It may be attached to the wall or part of a frame that goes over the toilet. Do not include towel racks.}

{RESPONSE [4] d. a raised toilet or raised toilet seat?

IF NEEDED: This includes a toilet seat that is elevated higher than usual, either because the toilet or the seat is raised, or a seat with arms that fits over the toilet. Do not include portable commodes{, portable urinals,} or bedpans.}

**CODES**

- |   |            |
|---|------------|
| 1 | YES        |
| 2 | NO         |
|   | REFUSED    |
|   | DON'T KNOW |

**PROGRAMMER INSTRUCTIONS:**

Array the responses and variable text columns in the panel.  
Display ‘variable text’ in the a-d sequence until all rows have been displayed.

---

**SC17****sc1toilhlp**

R1 SC17 ANYON HLP YOU USE TOILET

**DISPLAY INSTRUCTIONS:**

If FACILITY flag = 1 (yes), display “a staff person from the place where {you live/{he/she} lives},”.

**QUESTION TEXT:**

In the last month, did anyone ever help {you/SP} use the toilet?

IF NEEDED: This includes family, friends, {a staff person from the place where {you live/{he/she} lives},} or someone paid to help {you/{him/her}}.

**CODES**

1	YES	
2	NO	SC19
	REFUSED	SC19
	DON'T KNOW	SC19

---

**SC17A****op1toilhlp**

R1 SC17A HELPS SP WITH TOILETING

**op1relatnshp**

R1 OTHR PRSN RELATIONSHIP TO SP

**DISPLAY INSTRUCTIONS:**

Display HELPER RELATIONSHIP CODES.

Display PERSON ENTRY with FIRST NAME, LAST NAME, and RELATIONSHIP TO SP. Allow entry for FIRST NAME, LAST NAME, and RELATIONSHIP TO SP fields.

If FACILITY flag = 1 (YES) or RETIREMENTCOMMUNITY flag = 1 (YES), display SERVICE/SOMEONE FROM THE PLACE SP LIVES on the PERSON ROSTER.

Display "first" and "last" in underlined text.

**QUESTION TEXT:**

Who helped {you/SP} use the toilet?

PROBE: Anyone else?

SELECT ALL THAT APPLY

IF PERSON NAMED IS NOT ON THE ROSTER, PRESS CTRL/P TO ADD A PERSON.

SC17b. [What is (his/her) first name?] CONFIRM SPELLING

SC17c. [What is (his/her) last name?] CONFIRM SPELLING

SC17d. [What is (his/her) relationship to {you/SP}?] [PRESS F1 FOR HELP SCREEN

**CODES****Code All That Apply**

2	SPOUSE/PARTNER
3	DAUGHTER
4	SON
5	DAUGHTER-IN-LAW
6	SON-IN-LAW
7	STEPDAUGHTER

- 8 STEPSON
- 9 SISTER
- 10 BROTHER
- 11 SISTER-IN-LAW
- 12 BROTHER-IN-LAW
- 13 MOTHER
- 14 STEPMOTHER
- 15 MOTHER-IN-LAW
- 16 FATHER
- 17 STEPFATHER
- 18 FATHER-IN-LAW
- 19 GRANDDAUGHTER
- 20 GRANDSON
- 21 NIECE
- 22 NEPHEW
- 23 AUNT
- 24 UNCLE
- 25 COUSIN
- 26 STEPDAUGHTER'S SON/DAUGHTER
- 27 STEPSON'S SON/DAUGHTER
- 28 DAUGHTER-IN-LAW'S SON/DAUGHTER
- 29 SON-IN-LAW'S SON/DAUGHTER
- 30 BOARDER/RENTER
- 31 PAID AIDE/HOUSEKEEPER/EMPLOYEE
- 32 ROOMMATE
- 33 EX-WIFE/EX-HUSBAND
- 34 BOYFRIEND/GIRLFRIEND
- 35 NEIGHBOR
- 36 FRIEND
- 37 SERVICE/SOMEONE FROM THE PLACE SP LIVES
- 91 OTHER RELATIVE
- 92 OTHER NONRELATIVE

**PROGRAMMER INSTRUCTIONS:**

For each roster selection/addition at SC17, set HELPSWITHTOILETING flag = 1 (yes).

**SC18**

**sc1toiloft**

R1 SC18 OFTEN USE TOILET BY SELF

**DISPLAY INSTRUCTIONS:**

DISPLAY "by {yourself/{himself/herself}} and without help" IN BOLD UNDERLINED TEXT

**QUESTION TEXT:**

SHOW CARD SC2

In the last month, when {you/SP} used the toilet, how often did {you/{he/she}} do this by {yourself/{himself/herself}} and without help? Would you say most times, sometimes, rarely, or never?

**CODES**

- 1 MOST TIMES
- 2 SOMETIMES
- 3 RARELY
- 4 NEVER SC20
- REFUSED SC20
- DON'T KNOW SC20

---

**SC19****sc1toildif**

R1 SC19 DIFFICULTY WITH GRAB BARS

**DISPLAY INSTRUCTIONS:**

If SC16c = 1 (used toilet grab bars) or SC16d = 1 (used raised toilet), display “when {you/SP} used the {grab bars/raised toilet or raised toilet seat/grab bars or raised toilet or raised toilet seat},”.

If SC16c = 1 (used toilet grab bars) and SC16d = 1 (used raised toilet), display “grab bars or raised toilet or raised toilet seat”

Else if SC16c = 1 (used toilet grab bars), display “grab bars”.

Else if SC16d = 1 (used raised toilet), display “raised toilet or raised toilet seat”.

DISPLAY "by {yourself/{himself/herself}} and without help" IN BOLD UNDERLINED TEXT

**QUESTION TEXT:**

In the last month, {when {you/SP} used the} {grab bars/raised toilet or raised toilet seat/grab bars or raised toilet or raised toilet seat},} how much difficulty did {you/{he/she}} have using the toilet by {yourself/{himself/herself}} and without help? Would you say none, a little, some, or a lot?

**CODES**

1	NONE
2	A LITTLE
3	SOME
4	A LOT
	REFUSED
	DON'T KNOW

---

**BOX SC20****BOXSC20**

NOT ON FILE

If SC17 = 2 (no help) and SC19 = 1 (no difficulty), go to SC21PRE.

Otherwise go to SC20.

---

**SC20****sc1toilwout**

R1 SC20 ACCIDENT WET SOIL CLTHES

**DISPLAY INSTRUCTIONS:**

If SC18 = 4 (never used toilet by self), display “no one was there to help {you/{him/her}} get to or use the toilet”.

Otherwise, display “it was too difficult to get to or use the toilet by {yourself/{himself/herself}}”.

**QUESTION TEXT:**

In the last month, did {you/SP} ever accidentally wet or soil {your/{his/her}} clothes because {no one was there to help {you/{him/her}} get to or use the toilet/it was too difficult to get to or use the toilet by {yourself/{himself/herself}}?}

**CODES**

1	YES
2	NO
	REFUSED

DON'T KNOW

---

**SC21PRE**

**SC21PRE**

NOT ON FILE

The next few questions are about getting dressed. By getting dressed we mean changing out of the clothes {you/SP} slept in.

PRESS 1 AND ENTER TO CONTINUE

---

**SC21**

**sc1dresoft**

R1 SC21 OFTEN YOU GET DRESSED

**QUESTION TEXT:**

SHOW CARD SC4

In the last month, did {you/SP} get dressed every day, most days, some days, rarely, or never?

**CODES**

1	EVERY DAY (7 DAYS A WEEK)	
2	MOST DAYS (5-6 DAYS A WEEK)	
3	SOME DAYS (2-4 DAYS A WEEK)	
4	RARELY (ONCE A WEEK OR LESS)	
5	NEVER	BOX SC27
	REFUSED	BOX SC27
	DON'T KNOW	BOX SC27

---

**SC22**

**sc1dresdev**

R1 SC22 USE SPECL ITEMS TO DRESS

**QUESTION TEXT:**

In the last month, did {you/SP} use any special items to get dressed, such as a button hook, reacher or grabber, or clothes that are designed to get on and off easily?

**CODES**

1	YES	
2	NO	
	REFUSED	
	DON'T KNOW	

---

**SC23**

**sc1dreshlp**

R1 SC23 ANYONE HELP GET DRESSED

**DISPLAY INSTRUCTIONS:**

If IS3 = 2 (SP is female), display "or bra".

If FACILITY flag = 1 (yes), display "a staff person from the place where {you live/{he/she} lives},".

DISPLAY "In the last month" IN BOLD UNDERLINED TEXT

**QUESTION TEXT:**

In the last month, did anyone ever help {you/SP} get dressed, for instance, by getting clothing over {your/{his/her}} head, helping with clothing behind {your/{his/her}} back like a belt {or bra}, or helping {you/{him/her}} put on socks or shoes?



IF NEEDED: This includes family, friends, {a staff person from the place where {you live/{he/she} lives},} or someone paid to help {you/{him/her}}.

**CODES**

1	YES	
2	NO	SC25
	REFUSED	SC25
	DON'T KNOW	SC25

**SC23A**

**op1dreshlp**

R1 SC23A HELPS SP WITH DRESSING

**op1relatnshp**

R1 OTHR PRSN RELATIONSHIP TO SP

**DISPLAY INSTRUCTIONS:**

Display HELPER RELATIONSHIP CODES.

Display PERSON ROSTER with FIRST NAME, LAST NAME, and RELATIONSHIP TO SP. Allow entry for FIRST NAME, LAST NAME, and RELATIONSHIP TO SP fields.

If FACILITY flag = 1 (YES) or RETIREMENTCOMMUNITY flag = 1 (YES), display SERVICE/SOMEONE FROM THE PLACE SP LIVES on the PERSON ROSTER.

Display "first" and "last" in bold underlined text.

**QUESTION TEXT:**

Who helped {you/SP} get dressed?

PROBE: Anyone else?

SELECT ALL THAT APPLY

IF PERSON NAMED IS NOT ON THE ROSTER, PRESS CTRL/P TO ADD A PERSON.

SC23b. [What is (his/her) first name?] CONFIRM SPELLING

SC23c. [What is (his/her) last name?] CONFIRM SPELLING

SC23d. [What is (his/her) relationship to {you/SP}?] PRESS F1 FOR HELP SCREEN

**CODES**

**Code All That Apply**

2	SPOUSE/PARTNER
3	DAUGHTER
4	SON
5	DAUGHTER-IN-LAW
6	SON-IN-LAW
7	STEPDAUGHTER
8	STEPSON
9	SISTER
10	BROTHER
11	SISTER-IN-LAW
12	BROTHER-IN-LAW
13	MOTHER
14	STEPMOTHER
15	MOTHER-IN-LAW
16	FATHER
17	STEPFATHER

- 18 FATHER-IN-LAW
- 19 GRANDDAUGHTER
- 20 GRANDSON
- 21 NIECE
- 22 NEPHEW
- 23 AUNT
- 24 UNCLE
- 25 COUSIN
- 26 STEPDAUGHTER'S SON/DAUGHTER
- 27 STEPSON'S SON/DAUGHTER
- 28 DAUGHTER-IN-LAW'S SON/DAUGHTER
- 29 SON-IN-LAW'S SON/DAUGHTER
- 30 BOARDER/RENTER
- 31 PAID AIDE/HOUSEKEEPER/EMPLOYEE
- 32 ROOMMATE
- 33 EX-WIFE/EX-HUSBAND
- 34 BOYFRIEND/GIRLFRIEND
- 35 NEIGHBOR
- 36 FRIEND
- 37 SERVICE/SOMEONE FROM THE PLACE SP LIVES
- 91 OTHER RELATIVE
- 92 OTHER NONRELATIVE

**PROGRAMMER INSTRUCTIONS:**

For each roster selection/addition at SC23, set HELPSWITHDRESSING flag = 1 (yes).

**SC24**

**sc1dresslf**

R1 SC24 OFTEN YOU DRESS YOURSELF

**DISPLAY INSTRUCTIONS:**

DISPLAY "by {yourself/{himself/herself}} and without help" IN BOLD UNDERLINED TEXT

**QUESTION TEXT:**

SHOW CARD SC2

In the last month, when {you/SP} got dressed, how often did {you/{he/she}} do this by {yourself/{himself/herself}} and without help? Would you say most times, sometimes, rarely, or never?

**CODES**

- 1 MOST TIMES
- 2 SOMETIMES
- 3 RARELY
- 4 NEVER SC26
- REFUSED SC26
- DON'T KNOW SC26

**SC25**

**sc1dresdif**

R1 SC25 DIF WHN US SP ITMS YRSLF

**DISPLAY INSTRUCTIONS:**

If SC22 = 1 (yes, used special items), display "when {you/SP} used special items to help {you/{him/her}} get dressed,".

DISPLAY "by {yourself/{himself/herself}} and without help" IN BOLD UNDERLINED TEXT

**QUESTION TEXT:**

In the last month, {when {you/SP} used special items to help {you/{him/her}} get dressed,} how much difficulty did {you/{he/she}} have getting dressed by {yourself/{himself/herself}} and without help? Would you say none, a little, some, or a lot?

**CODES**

- |   |            |
|---|------------|
| 1 | NONE       |
| 2 | A LITTLE   |
| 3 | SOME       |
| 4 | A LOT      |
|   | REFUSED    |
|   | DON'T KNOW |

---

**SC26**

sc1dresyrgo

R1 SC26 HOW OFTN YOU GET DRESSED

**DISPLAY INSTRUCTIONS:**

DISPLAY "a year ago" IN BOLD UNDERLINED TEXT

**QUESTION TEXT:**

Compared to a year ago, {do you/does SP} now get dressed more often, less often, or about the same?

**CODES**

- |   |            |
|---|------------|
| 1 | MORE OFTEN |
| 2 | LESS OFTEN |
| 3 | SAME       |
|   | REFUSED    |
|   | DON'T KNOW |

---

**BOX SC27**

BOXSC27

NOT ON FILE

If SC23 = 2 (did not get help) and SC25 = 1 (no difficulty), go to Section DS – Duration of Self Care Accommodations.

Otherwise go to SC27.

---

**SC27**

sc1dreswout

R1 SC27 GO WITHOUT GTTNG DRESSED

**DISPLAY INSTRUCTIONS:**

If SC24 = 4 (never dressed by self), display “there was no one there to help”.

Otherwise, display “it was too difficult to dress by {yourself/{himself/herself}}”.

**QUESTION TEXT:**

In the last month, did {you/SP} ever go without getting dressed because {there was no one there to help /it was too difficult to dress by {yourself/{himself/herself}}?

**CODES**

- |   |     |
|---|-----|
| 1 | YES |
|---|-----|

2

NO  
REFUSED  
DON'T KNOW

**PROGRAMMER INSTRUCTIONS:**

Go to Section DS – Duration of Self Care Accommodations

<b>Derived Variables from Items in SC Section</b>	
<b>sc1deatdevi</b>	R1 D USES DEVICES WHILE EATING
<b>sc1deathelp</b>	R1 D HAS HELP EATING
<b>sc1deatsfdf</b>	R1 D DIFF EATING BY SELF WO HELP
<b>sc1dbathdevi</b>	R1 D USES DEVICES WHILE BATHING
<b>sc1dbathhelp</b>	R1 D HAS HELP WHILE BATHING
<b>sc1dbathsfdf</b>	R1 D DIFF BATHING SELF NO HELP
<b>sc1dtoildevi</b>	R1 D USES DEVICE WHILE TOILETING
<b>sc1dtoilhelp</b>	R1 D HAS HELP WHILE TOILETING
<b>sc1dtoilsfdf</b>	R1 D DIFF LEVEL TOILETING SELF
<b>sc1ddresdevi</b>	R1 D USES DEVICES WHILE DRESSING
<b>sc1ddreshelp</b>	R1 D HAS HELP WHILE DRESSING
<b>sc1ddressfdf</b>	R1 D DIFF LEVEL DRESSING SELF

<b>Flag variables set in SC Section</b>	
<b>fl1showering</b>	R1 F SC SP USES SHOWER
<b>fl1takingbth</b>	R1 F SC SP TAKES BATHS
<b>fl1washingup</b>	R1 F SC SP WASHES OTHER WAY

---

## NHATS Round 1

Section DS [DURATION OF SELF CARE ACCOMMODATIONS]

Sequence: 25

---

**BOX DS**

**BOXDS1**

NOT ON FILE

If SC3, SC11, SC17, SC23=2 (NO), RF, or DK, go to DS1.  
Otherwise, go to DS2.

---

**DS1**

**ds1gethlp**

R1 DS1 GET HELP WITH EATING, ETC

**DISPLAY INSTRUCTIONS:**

Display "last year" in bold underlined text.

**QUESTION TEXT:**

In the last year, did {you/SP} ever get help with eating, getting cleaned up, using the toilet, or getting dressed?

**CODES**

1	YES	DS3B
2	NO	BOX DS4
	REFUSED	BOX DS4
	DON'T KNOW	BOX DS4

---

**DS2**

**ds1hlpmrtnyr**

R1 DS2 GET HELP FOR YEAR OR MORE

**DISPLAY INSTRUCTIONS:**

If SC3=1 (YES), display "eating".  
If SC11=1 (YES), display "getting cleaned up"  
If SC17=1 (YES), display "using the toilet"  
If SC23=1 (YES), display "getting dressed"

If more than one activity displayed, display "or" between each one.

**QUESTION TEXT:**

{Have you/Has SP} been getting help with {eating}{getting cleaned up}{using the toilet}{getting dressed} for a year or more?  
IF NEEDED: {Were you/Was SP} getting help before {CURRENT MONTH AND YEAR - 1 YEAR}?

**CODES**

1	YES, A YEAR OR MORE	
2	NO, LESS THAN A YEAR	DS3B
	REFUSED	BOX DS4
	DON'T KNOW	BOX DS4

---

**DS3A****ds1yrsgethlp**

R1 DS3A HOW MANY YRS GETTING HLP

**DISPLAY INTRUCTIONS:**

If only one activity displayed at DS2, display “that”.  
 If more than one activity displayed at DS2, display “any of these activities”.

**QUESTION TEXT:**

About how many years {have you/has SP} been getting help with {that/any of these activities}?

ENTER NUMBER OF YEARS

ENTER 997 IF GETTING HELP SINCE BIRTH/ENTIRE LIFE.

**ENTER NUMBER**

Range	1 to 120
Soft Range	1 to 50
REFUSED	
DON'T KNOW	

**PROGRAMMER INSTRUCTIONS:**

Hard range: 1-120 or 997.  
 Soft range: 1-50.  
 Go to BOX DS4.

**DS3B****ds1mthgethlp**

R1 DS3B MNTH FIRST/LAST GET HELP

**DISPLAY INTRUCTIONS:**

If DS1 = 1 (help in last year), display “last” and “any of these activities”.  
 If DS2 = 2 (help for less than a year) and only one activity displayed at DS2, display “first” and “that”.  
 If DS2 = 2 (help for less than a year) and more than one activity displayed at DS2, display “first” and “any of these activities”.

**QUESTION TEXT:**

In what month since {CURRENT MONTH AND YEAR – 1 YEAR} did {you/SP} {first/last} get help with {that/any of these activities}?

**CODES**

1	JANUARY
2	FEBRUARY
3	MARCH
4	APRIL
5	MAY
6	JUNE
7	JULY
8	AUGUST
9	SEPTEMBER
10	OCTOBER
11	NOVEMBER
12	DECEMBER
	REFUSED
	DON'T KNOW

**BOX DS4****BOXDS4**

NOT ON FILE

If {AGE on PERSON ROSTER} = 65, go to Section MC – Medical Care Activities.  
 Else if DS3a= 997 (HELP WITH ACTIVITIES ENTIRE LIFE), go to Section MC – Medical Care Activities.  
 Else if {AGE on PERSON ROSTER} – {NUMBER OF YEARS from DS3A} ≤ 65, go to Section MC – Medical Care Activities.  
 Otherwise, go to DS4PRE.

**DS4PRE****DS4PRE**

NOT ON FILE

Now think about the time around when {you/SP} turned 65.

PRESS 1 AND ENTER TO CONTINUE

**DS4****ds1gthptrn65**

R1 DS4 GET HLP ARND TIME TRND 65

**QUESTION TEXT:**

{Were you/Was SP} getting help with eating, getting cleaned up, using the toilet, or getting dressed around the time when {you/he/she} turned 65?

**CODES**

1	YES	SECTION MC
2	NO	
	REFUSED	
	DON'T KNOW	

**BOX DS5****BOXDS5**

NOT ON FILE

If DS2 = 1 (help for year or more) or 2 (help for less than a year) or DS1 = 1 (help in last year), go to Section MC – Medical Care Activities.  
 Else, go to DS5.

**DS5****ds1gthpsin65**

R1 DS5 GETTING HLP SNCE TRND 65

**QUESTION TEXT:**

Since {you/SP} turned 65, was there any time when {you/he/she} got help with these activities (eating, getting cleaned up, using the toilet, or getting dressed)?

**CODES**

1	YES
2	NO
	REFUSED
	DON'T KNOW

**PROGRAMMER INSTRUCTIONS:**

Go to Section MC – Medical Care Activities

**Derived Variables from Items in DS Section**

<b>ds1dhlpyr</b>	R1 D ANY SELF CARE HELP LAST YR
<b>ds1dhlpst</b>	R1 D MTHS SINCE SLF CARE HELP ST
<b>ds1dhlpend</b>	R1 D MTHS SINCE SLF CARE HLP END
<b>ds1dhlpyrs</b>	R1 D YEARS HELP IN CARING 4 SELF



---

## NHATS Round 1

Section MC [MEDICAL CARE ACTIVITIES]

Sequence: 26

---

MC1PRE

MC1PRE

NOT ON FILE

The next few questions are about medicines that {you take/SP takes} that are prescribed by a doctor.

PRESS 1 AND ENTER TO CONTINUE

---

MC1

mc1meds

R1 MC1 IN MNTH TKE MEDS PRESCRBD

### DISPLAY INSTRUCTIONS:

DISPLAY "in the last month" IN BOLD UNDERLINED TEXT

### QUESTION TEXT:

In the last month, did {you/SP} take any medicines prescribed by a doctor?

### CODES

1	YES	
2	NO	GO MC10PRE
	REFUSED	GO MD10PRE
	DON'T KNOW	GO MD10PRE

---

MC2

mc1medstrk

R1 MC2 KEEP TRCK PRESCRIED MEDS

### DISPLAY INSTRUCTIONS:

If PROXY flag is null, display "1a".  
If PROXY flag = 1 (yes), display "1b".

DISPLAY "last month" IN BOLD UNDERLINED TEXT

### QUESTION TEXT:

SHOW CARD MC{1a/1b}

Next we'd like to know more about how {you keep/SP keeps} track of {your/{his/her}} prescribed medicines. By keeping track, we mean making sure {you take/{he/she} takes} the correct amount at the right time.

Which answer best describes how {you/SP} did that in the last month? Did {you/{he/she}} always do this by {yourself/{himself/herself}}, always do it together with someone else, did someone else always do it for {you/{him/her}}, or did it vary?

### CODES

1	ALWAYS DID IT BY SELF	MC3
2	ALWAYS DID IT TOGETHER WITH SOMEONE ELSE	MC3
3	SOMEONE ELSE ALWAYS DID IT	MC5A
4	IT VARIED (MORE THAN ONE WAY)	

5

NOT DONE IN LAST MONTH  
REFUSED  
DON'T KNOW

MC6

**MC2A**

**mc1medsslif**

R1 MC2A LAST MNTH KEEP TRACK SLF

**DISPLAY INSTRUCTIONS:**

DISPLAY “by {yourself/{himself/herself}}” IN BOLD UNDERLINED TEXT

**QUESTION TEXT:**

In the last month, did {you/SP} ever keep track of {your/{his/her}} prescribed medicines by {yourself/{himself/herself}}?

**CODES**

- 1 YES
- 2 NO  
REFUSED  
DON'T KNOW

**MC3**

**mc1whrgtmed1**

R1 MC3 SP GOT MEDS LOCAL STORE

**mc1whrgtmed2**

R1 MC3 SP GOT MEDS BY MAIL

**mc1whrgtmed3**

R1 MC3 SP GOT MEDS HC PRVDR\_HSP (from MC3A)

**mc1whrgtmed4**

R1 MC3 SP GOT MEDS OTHR SPECIFY

**DISPLAY INSTRUCTIONS:**

DISPLAY “local” IN BOLD UNDERLINED TEXT

**QUESTION TEXT:**

Where did {you/SP} get the medicines that {you/{he/she}} took in the last month? Did {you/{he/she}} get any of these from a local store or pharmacy, by mail, or somewhere else?

SELECT ALL THAT APPLY

**CODES**

- |    | <b>Code All That Apply</b> |          |
|----|----------------------------|----------|
| 1  | LOCAL STORE OR PHARMACY    | BOX MC3b |
| 2  | BY MAIL                    | BOX MC3b |
| 91 | SOMEWHERE ELSE (SPECIFY)   |          |
|    | REFUSED                    | MC4      |
|    | DON'T KNOW                 | MC4      |

**MC3A**

**MC3A**

NOT ON FILE

**QUESTION TEXT:**

SPECIFY PLACE {SP} GOT PRESCRIBED MEDICINES IN THE LAST MONTH

**ENTER TEXT**

Length

50

---

**BOX MC3b****BOXMC3b**

NOT ON FILE

If MC3 = 1 (LOCAL STORE OR PHARMACY), go to MC3B.  
Otherwise, go to MC4.

---

**MC3B****mc1howpkupm1**

R1 MC3B SP PICKD UP MEDS BY SELF

**mc1howpkupm2**

R1 MC3B SP HAD MEDS DELIVERED

**mc1howpkupm3**

R1 MC3B SMEON ELSE PICKD UP MEDS

**QUESTION TEXT:**

Thinking of these prescribed medicines that {you/SP} took in the last month and got from a local store or pharmacy, did {you/{he/she}} pick them up {yourself/{himself/herself}}, have them delivered, or did someone else pick them up for {you/{him/her}}?

SELECT ALL THAT APPLY

**CODES****Code All That Apply**

- |   |                               |
|---|-------------------------------|
| 1 | PICKED THEM UP BY SELF        |
| 2 | HAD THEM DELIVERED            |
| 3 | HAD SOMEONE ELSE PICK THEM UP |
|   | REFUSED                       |
|   | DON'T KNOW                    |

---

**MC4****mc1medsrem**

R1 MC4 USE REMNDERS TO KEEP TRCK

**DISPLAY INSTRUCTIONS:**

DISPLAY "In the last month" IN BOLD UNDERLINED TEXT

**QUESTION TEXT:**

SHOW CARD MC2

In the last month, when {you/SP} kept track of {your/{his/her}} medicines, how often did {you/{he/she}} use reminders such as a pill organizer, box, dispenser, or calendar? Would you say every time, most times, sometimes, rarely, or never?

**CODES**

- |   |            |
|---|------------|
| 1 | EVERY TIME |
| 2 | MOST TIMES |
| 3 | SOMETIMES  |
| 4 | RARELY     |
| 5 | NEVER      |
|   | REFUSED    |
|   | DON'T KNOW |

If MC2 = 1 (always did by self), DK or RF, go to MC7.  
 Otherwise, go to MC5A.

**MC5A**

**op1medshp**

R1 MC5A HELPS SP WITH MEDICINES

**op1relatnshp**

R1 OTHR PRSN RELATIONSHIP TO SP

**DISPLAY INSTRUCTIONS:**

Display HELPER RELATIONSHIP CODES.

Display PERSON ROSTER with FIRST NAME, LAST NAME, and RELATIONSHIP TO SP. Allow entry for FIRST NAME, LAST NAME, and RELATIONSHIP TO SP fields.

If FACILITY flag = 1 (yes), display “a staff person from the place where {you live/{he/she} lives},”.

If FACILITY flag=1(YES) or RETIREMENT COMMUNITY flag=1(YES), display SERVICE/SOMEONE FROM THE PLACE SP LIVES on the PERSON ROSTER.

If MC2 = 2 (always with someone else) display “with”.

If MC2 = 3 (someone else always did) display “for”.

If MC2 = 4 (varied), display “with or for”.

Display "first" and "last" in underlined text in the question text for name.

**QUESTION TEXT:**

In the last month, who kept track of {your/SP's} medicines {with/for/with or for} {you/{him/her}}?

IF NEEDED: This includes family, friends, {a staff person from the place where {you live/{he/she} lives},} or someone paid to help {you/{him/her}}.

PROBE: Anyone else?

SELECT ALL THAT APPLY

IF PERSON NAMED IS NOT ON THE ROSTER, PRESS CTRL/P TO ADD A PERSON

MC5b. [What is (his/her) first name?] CONFIRM SPELLING

MC5c. [What is (his/her) last name?] CONFIRM SPELLING

MC5d. [What is (his/her) relationship to {you/SP}?] PRESS F1 FOR HELP SCREEN

**CODES**

**Code All That Apply**

- 1 SAMPLE PERSON
- 2 SPOUSE/PARTNER
- 3 DAUGHTER
- 4 SON
- 5 DAUGHTER-IN-LAW
- 6 SON-IN-LAW
- 7 STEPDAUGHTER
- 8 STEPSON
- 9 SISTER
- 10 BROTHER
- 11 SISTER-IN-LAW

12	BROTHER-IN-LAW
13	MOTHER
14	STEPMOTHER
15	MOTHER-IN-LAW
16	FATHER
17	STEPFATHER
18	FATHER-IN-LAW
19	GRANDDAUGHTER
20	GRANDSON
21	NIECE
22	NEPHEW
23	AUNT
24	UNCLE
25	COUSIN
26	STEPDAUGHTER'S SON/DAUGHTER
27	STEPSON'S SON/DAUGHTER
28	DAUGHTER-IN-LAW'S SON/DAUGHTER
29	SON-IN-LAW'S SON/DAUGHTER
30	BOARDER/RENTER
31	PAID AIDE/HOUSEKEEPER/EMPLOYEE
32	ROOMMATE
33	EX-WIFE/EX-HUSBAND
34	BOYFRIEND/GIRLFRIEND
35	NEIGHBOR
36	FRIEND
37	SERVICE/SOMEONE FROM THE PLACE SP LIVES
91	OTHER RELATIVE
92	OTHER NONRELATIVE

**PROGRAMMER INSTRUCTIONS:**

For each roster selection/addition at MC5, set HELPEDTRACKMEDS flag = 1 (yes).  
Do not display these response codes: 1,2,3,4,7,8, and 37

**BOX MC6**

**BOXMC6**

NOT ON FILE

If MC2 = 2 (always with someone else), and HELPEDTRACKMEDS flag = 1 (yes) for SERVICE/SOMEONE FROM PLACE SP LIVES, go to MC8.

If MC2 = 3 (someone else always did), and HELPEDTRACKMEDS flag = 1 (yes) for SERVICE/SOMEONE FROM PLACE SP LIVES, go to BOX MC9.

If MC2 = 4 (varied) and HELPEDTRACKMEDS flag = 1 (yes) for SERVICE/SOMEONE FROM PLACE SP LIVES, go to BOX MC7.

Otherwise go to MC6.

**MC6**

**mc1dmedsreas**

R1 D MEDS REASN BY WITH OTHERS

**DISPLAY INSTRUCTIONS:**

If MC2 = 2 (always with someone else), display “with”.  
If MC2 = 3 (someone else always did), display “for”.  
If MC2 = 4 (varied) display, “with or for”.  
If MC2 = 5 (not done in last month), do not display first sentence.

Display “HEALTH OR FUNCTIONING” and “OTHER REASON” in underlined text in the response text.  
Display response codes in two side-by-side columns.

**QUESTION TEXT:**

{What is the reason someone else kept track of {your/SP’s} medicines {with/for/with or for} {you/{him/her}}? Was that because of {your/{his/her}} health or functioning or some other reason?

**CODES**

- 1 HEALTH OR FUNCTIONING (INCLUDES AGE, MEMORY, VISION, HEALTH CONDITION/DISEASE NAMES, SURGERY, UNABLE TO DRIVE)
  - 2 OTHER REASON (INCLUDES SHARED ACTIVITY, ALWAYS DONE THIS WAY, SOMEONE ELSE WANTED TO DO IT, PAY SOMEONE, DOESN’T LIKE TO DO IT)
- REFUSED  
DON’T KNOW

**PROGRAMMER INSTRUCTIONS:**

If MC6 = 1 (HEALTH OR FUNCTIONING), set HEALTHREASONHELPTRACKMEDS flag = 1 (yes).

---

**BOX MC7**

**BOXMC7**

NOT ON FILE

If MC2a = 1 (yes by self), go to MC7.  
If MC2 = 2 (always with someone else) or (MC2a = 2 (didn't do by self), DK or RF), go to MC8.  
If [MC2 = 3 (someone else always did) or 5 (not done in last month)] and HEALTHREASONHELPTRACKMEDS flag = 1 (yes), go to BOX MC9.  
Otherwise go to MC10PRE.

---

**MC7**

**mc1medsdif**

R1 MC7 HOW DIFFIC KEEP TRACK MED

**DISPLAY INSTRUCTIONS:**

DISPLAY “by {yourself/{himself/herself}}” IN BOLD UNDERLINED TEXT

**QUESTION TEXT:**

In the last month, how much difficulty did {you/SP} have keeping track of {your/{his/her}} medicines by {yourself/{himself/herself}}? Would you say none, a little, some, or a lot?

**CODES**

- 1 NONE
  - 2 A LITTLE
  - 3 SOME
  - 4 A LOT
- REFUSED  
DON’T KNOW

**MC8****mc1medsyrgo**

R1 MC8 COMPAR YR AGO HW KEP TRCK

**DISPLAY INSTRUCTIONS:**

DISPLAY "a year ago" IN BOLD UNDERLINED TEXT

**QUESTION TEXT:**

Compared to a year ago, {do you/does SP} keep track of {your/{his/her}} medicines {yourself/himself/herself} more often, less often, or about the same?

**CODES**

- |   |            |
|---|------------|
| 1 | MORE OFTEN |
| 2 | LESS OFTEN |
| 3 | SAME       |
|   | REFUSED    |
|   | DON'T KNOW |

**BOX MC9****BOXMC9**

NOT ON FILE

If [MC2 = 1 (always by self) or 4 (varied)] and [MC7 = 2 (a little difficulty) or MC7 = 3 (some difficulty) or MC7 = 4 (a lot of difficulty)], go to MC9.

If [MC2 = 2 (always with someone else) or MC2 = 3 (someone else always did) or MC2 = 4 (varied) or MC2 = 5 (not done in last month)] and [HEALTHREASONHELPTRACKMEDS flag = 1 (yes) or HELPEDTRACKMEDS flag = 1 (yes) for SERVICE/SOMEONE FROM PLACE SP LIVES], go to MC9.

Otherwise, go to MC10PRE.

**MC9****mc1medsmis**

R1 MC9 MAKE MISTAKE TAKING MEDS

**DISPLAY INSTRUCTIONS:**

If MC2 = 1 (always by self) or 5 (not done in last month) or MC2a = 1 (yes by self), display "it was too difficult to keep track of them by {yourself/{himself/herself}}"

Otherwise display "no one was there to help or keep track of them for {you/{him/her}}".

**QUESTION TEXT:**

In the last month, did {you/SP} ever make a mistake in taking {your/{his/her}} prescribed medicines because {it was too difficult to keep track of them by {yourself/{himself/herself}} /no one was there to help or keep track of them for {you/{him/her}}}?

IF NEEDED: That is, did {you/SP} take {your/{his/her}} medicines at the wrong time or in the wrong amount or miss taking them altogether?

**CODES**

- |   |            |
|---|------------|
| 1 | YES        |
| 2 | NO         |
|   | REFUSED    |
|   | DON'T KNOW |

**MC10PRE****MC10PRE**

NOT ON FILE

The next questions are about how {you handle/SP handles} {your/{his/her}} medical care.

PRESS 1 AND ENTER TO CONTINUE

---

**MC10**

**mc1havregdoc**

R1 MC10 YOU HAVE REGULAR DOCTOR

**QUESTION TEXT:**

Is there a doctor that {you think/SP thinks} of as {your/{his/her}} regular doctor, that is, a doctor {you usually go/{he/she} usually goes} to when {you are sick and need/{he/she} is sick and needs} advice about {your/{his/her}} health?

**CODES**

1	YES
2	NO
	REFUSED
	DON'T KNOW

---

**MC12**

**mc1regdoclyr**

R1 MC12 SEEN REG DOC WTHN LST YR

**DISPLAY INSTRUCTIONS:**

If MC10 = 1 (yes, regular doctor), display "{your/{his/her}} regular doctor"

Otherwise, display "a doctor"

DISPLAY "last year" IN BOLD UNDERLINED TEXT

**QUESTION TEXT:**

{Have you/Has SP} seen {{your/{his/her}} regular doctor/ a doctor} within the last year? That is, since {MONTH AND YEAR 12 MONTHS PRIOR TO TODAY'S DATE}.

**CODES**

1	YES	
2	NO	MC20PRE
	REFUSED	MC20PRE
	DON'T KNOW	MC20PRE

---

**MC15**

**mc1hwgtregd1**

R1 MC15 SP DROVE SELF TO REG DOC

**mc1hwgtregd2**

R1 MC15 FAM PD HLP DRVE REG DOC

**mc1hwgtregd3**

R1 MC15 VAN PLCE SP LIVE REG DOC

**mc1hwgtregd4**

R1 MC15 VAN FR DIS SENIOR REG DC

**mc1hwgtregd5**

R1 MC15 PUBLIC TRANSPORT REG DOC

**mc1hwgtregd6**

R1 MC15 SP TOOK TAXI TO REG DOC

**mc1hwgtregd7**

R1 MC15 SP WALKED TO REG DOC (from MC15A)

**mc1hwgtregd8**

R1 MC15 REG DOC WAS HOME VISIT (from MC15A)

**mc1hwgtregd9**

R1 MC15 OTHR SPECIFY REG DOC



**DISPLAY INSTRUCTIONS:**

If DT1 = 1 (drives every day), 2 (drives most days), 3 (drives some days) or 4 (rarely) OR DROVEINLASTYEAR flag = 1 (yes), display “drive,” and response 1.

If FACILITY flag = 1 (yes), display “use a service provided by the place where {you live/{he/she} lives},”.

If FACILITY flag = 1 (yes) or RETIREMENT COMMUNITY flag = 1 (yes), display response 3 and for response 4, “not provided by the place SP lives”.

If MC10 = 1 (yes, regular doctor), display “{your/{his/her}} regular doctor”.

Otherwise, display “the doctor”.

DISPLAY “In the last year” IN BOLD UNDERLINED TEXT

**QUESTION TEXT:**

SHOWCARD MC3

In the last year, how did {you/SP} get to {{{your/{his/her}} regular doctor/the doctor}? Did {you/{he/she}} {drive,} get a ride from a family member or friend, {use a service provided by the place where {you live/{he/she} lives,} or what?

SELECT ALL THAT APPLY

**CODES**

**Code All That Apply**

1	{DROVE}	MC16
2	GOT A RIDE FROM A FAMILY MEMBER OR FRIEND OR SOMEONE PAID TO HELP	MC16
3	{USED A VAN OR SHUTTLE SERVICE PROVIDED BY THE PLACE SP LIVES}	MC16
4	USED A VAN OR SHUTTLE SERVICE FOR PEOPLE WITH DISABILITIES OR SENIORS {(NOT PROVIDED BY THE PLACE SP LIVES)}	MC16
5	TOOK PUBLIC TRANSPORTATION (THE BUS, SUBWAY, TRAIN, OR TRAM)	MC16
6	TOOK A TAXI	MC16
91	OTHER (SPECIFY)	
	REFUSED	MC16
	DON'T KNOW	MC16

---

**MC15A**

**MC15A**

NOT ON FILE

**QUESTION TEXT:**

SPECIFY HOW GOT TO DOCTOR

**ENTER TEXT**

Length

50

---

**MC16**

**mc1ansitindr**

R1 MC16 ANONE SIT IN W YOU AT DR

**DISPLAY INSTRUCTIONS:**

If FACILITY flag = 1 (yes), display “a staff person from the place where {you live/{he/she} lives},”.

If MC10 = 1 (yes, regular doctor), display “regular”.

DISPLAY "last year" IN BOLD UNDERLINED TEXT

**QUESTION TEXT:**

In the last year, did anyone sit in with {you/SP} and {your/{his/her}} {regular} doctor during {your/{his/her}} visits?

IF NEEDED: This includes family, friends, {a staff person from the place where {you live/{he/she} lives},} or someone paid to help {you/{him/her}}.

**CODES**

1	YES	
2	NO	MC20PRE
	REFUSED	MC20PRE
	DON'T KNOW	MC20PRE

**MC17A**

**op1dochlp**

R1 MC17A SITS IN W SP AT DRS

**op1relatnshp**

R1 OTHR PRSN RELATIONSHIP TO SP

**DISPLAY INSTRUCTIONS:**

Display HELPER RELATIONSHIP CODES.

Display PERSON ROSTER with FIRST NAME, LAST NAME, and RELATIONSHIP TO SP. Allow entry for FIRST NAME and RELATIONSHIP TO SP fields.

If FACILITY flag = 1 (yes), display “a staff person from the place where {you live/{he/she} lives},”.

If FACILITY flag = 1 (YES) or RETIREMENTCOMMUNITY flag = 1 (YES), display SERVICE/SOMEONE FROM THE PLACE SP LIVES on the PERSON ROSTER.

Display "first" and "last" in underlined text in the question text for name.

**QUESTION TEXT:**

Who was that (who sat in with {you/SP} and {your/{his/her}} doctor)?

IF NEEDED: This includes family, friends, {a staff person from the place where {you live/{he/she} lives},} or someone paid to help {you/{him/her}}.

PROBE: Anyone else?

SELECT ALL THAT APPLY

IF PERSON NAMED IS NOT ON THE ROSTER, PRESS CTRL/P TO ADD A PERSON

MC17b. [What is (his/her) first name?] CONFIRM SPELLING

MC17c. [What is (his/her) last name?] CONFIRM SPELLING

MC17d. [What is (his/her) relationship to {you/SP}?] PRESS F1 FOR HELP SCREEN

<b>CODES</b>	<b>Code All That Apply</b>
1	SAMPLE PERSON
2	SPOUSE/PARTNER
3	DAUGHTER
4	SON
5	DAUGHTER-IN-LAW
6	SON-IN-LAW
7	STEPDAUGHTER
8	STEPSON
9	SISTER
10	BROTHER
11	SISTER-IN-LAW
12	BROTHER-IN-LAW
13	MOTHER
14	STEPMOTHER
15	MOTHER-IN-LAW
16	FATHER
17	STEPFATHER
18	FATHER-IN-LAW
19	GRANDDAUGHTER
20	GRANDSON
21	NIECE
22	NEPHEW
23	AUNT
24	UNCLE
25	COUSIN
26	STEPDAUGHTER'S SON/DAUGHTER
27	STEPSON'S SON/DAUGHTER
28	DAUGHTER-IN-LAW'S SON/DAUGHTER
29	SON-IN-LAW'S SON/DAUGHTER
30	BOARDER/RENTER
31	PAID AIDE/HOUSEKEEPER/EMPLOYEE
32	ROOMMATE
33	EX-WIFE/EX-HUSBAND
34	BOYFRIEND/GIRLFRIEND
35	NEIGHBOR
36	FRIEND
37	SERVICE/SOMEONE FROM THE PLACE SP LIVES
91	OTHER RELATIVE
92	OTHER NONRELATIVE

**PROGRAMMER INSTRUCTIONS:**

For each roster selection/addition at MC17, set SATINWITHDOCTOR flag = 1 (yes).  
Do not display these response codes: 1,2,3,4,7,8, and 37

---

**MC17B**

**MC17B**

NOT ON FILE

PRESS 1 AND ENTER TO CONTINUE

---

If only one person selected/added at MC17, set SATINWITHDOCTORMOST FLAG=1 (YES) for person selected and go to MC19.  
Otherwise, go to MC18

**MC18****op1dochlpmst**

R1 MC18 SITS MOST IF MORE THAN 1

**DISPLAY INSTRUCTIONS:**

Display person roster with FIRST NAME, LAST NAME, and RELATIONSHIP TO SP. Display only those roster items selected at MC17. Do not allow new entries. Allow only one roster item to be selected.

If MC10 = 1 (yes, regular doctor), display "regular".

DISPLAY "most often" AS BOLD UNDERLINED TEXT

**QUESTION TEXT:**

Who sat in with {you/SP} and {your/{his/her}} {regular} doctor most often?

SELECT ONE

**PROGRAMMER INSTRUCTIONS:**

For roster entry selected at MC18, set SATINWITHDOCTORMOST flag = 1 (yes).

**MC19****mc1tpersevr1**

R1 MC19 HLP UPTO EXAM TBL DRESS

**mc1tpersevr2**

R1 MC19 REMND SP OF QSTNS FR DOC

**mc1tpersevr3**

R1 MC19 ASK TELL DOC THINGS 4 SP

**mc1tpersevr4**

R1 MC19 HLP SP UNDERSTAND DOC

**DISPLAY INSTRUCTIONS:**

If at MC19b, do not display question text in brackets.  
Otherwise, display question text in brackets.

USE "SAME QUESTION STEM" DISPLAY. DISPLAY "last year" IN BOLD UNDERLINED TEXT

If SATINWITHDOCTOR MOST flag = 1 (YES) for SERVICE/SOMEONE FROM PLACE SP LIVES, display "the person from the place where {you live/SP lives}".

Otherwise, display "FIRST NAME LAST NAME" OF PERSON with SATINWITHDOCTORMOST flag = 1 (YES)

**QUESTION TEXT:**

[{ }]During those visits in the last year, did {FIRST NAME LAST NAME OF PERSON WITH SATINWITHDOCTORMOST flag = 1 (YES)/the person from the place where {you live/SP lives}} ever { }

[variable text {b-e}]

RESPONSE 2 [b] help {you/SP} with getting on the exam table, dressing, and undressing?

RESPONSE 3 [c] remind {you / SP} about things {you/{he/she}} wanted to ask or tell the doctor?

RESPONSE 4 [d] ask or tell the doctor things for {you/SP}?

RESPONSE 5 [e] help {you/SP} understand what the doctor was saying?

**CODES**

- 1 YES
- 2 NO  
REFUSED  
DON'T KNOW

**PROGRAMMER INSTRUCTIONS:**

Array the responses and variable text columns in the panel.  
Display 'variable text' in the sequence b-e until all rows have been displayed.

---

**MC20PRE**

**MC20PRE**

NOT ON FILE

Now I have a few questions about handling medical bills and insurance.

PRESS 1 AND ENTER TO CONTINUE

---

**MC20**

**mc1chginspln**

R1 MC20 CHGD ADD INS OR DRUG PLN

**DISPLAY INSTRUCTIONS:**

DISPLAY "last year" AS BOLD UNDERLINED TEXT

**QUESTION TEXT:**

In the last year, that is since {MONTH AND YEAR 12 MONTHS PRIOR TO TODAY'S DATE}, {have you/has SP} changed {your/his/her} Medicare supplemental plan, {your/his/her} prescription drug plan, or decided to leave a managed care plan?

**CODES**

- 1 YES
- 2 NO Section PA  
REFUSED Section PA  
DON'T KNOW Section PA

---

**MC21**

**mc1anhlpwdec**

R1 MC21 ANYONE HELP W DECISION

**QUESTION TEXT:**

Did anyone help {you/SP} with that decision or make that decision for {you/him/her}?

**CODES**

- 1 YES
- 2 NO Section PA  
REFUSED Section PA  
DON'T KNOW Section PA

---

**MC22A**

**op1insurhlp**

R1 MC22A HELPS WITH INSUR DECIS

**op1relatnshp**

R1 OTHR PRSN RELATIONSHIP TO SP

**DISPLAY INSTRUCTIONS:**

Display HELPER RELATIONSHIP CODES.

Display PERSON ROSTER with FIRST NAME, LAST NAME, and RELATIONSHIP TO SP. Allow entry for FIRST NAME, LAST NAME, and RELATIONSHIP TO SP fields.

If FACILITY flag = 1 (yes), display “a staff person from the place where {you live/{he/she} lives},”.

If FACILITY flag = 1 (YES) or RETIREMENTCOMMUNITY flag = 1 (YES), display SERVICE/SOMEONE FROM THE PLACE SP LIVES on the PERSON ROSTER.

Display "first" and "last" in underlined text in the question text for name.

**QUESTION TEXT:**

Who helped or did this for {you/SP}?

IF NEEDED: This includes family, friends, {a staff person from the place where {you live/{he/she} lives},} or someone paid to help {you/{him/her}}.

PROBE: Anyone else?

SELECT ALL THAT APPLY

IF PERSON NAMED IS NOT ON THE ROSTER, PRESS CTRL/P TO ADD A PERSON

MC22b. [What is (his/her) first name?] CONFIRM SPELLING

MC22c. [What is (his/her) last name?] CONFIRM SPELLING

MC22d. [What is (his/her) relationship to {you/SP}?] PRESS F1 FOR HELP SCREEN

<b>CODES</b>	<b>Code All That Apply</b>
1	SAMPLE PERSON
2	SPOUSE/PARTNER
3	DAUGHTER
4	SON
5	DAUGHTER-IN-LAW
6	SON-IN-LAW
7	STEPDAUGHTER
8	STEPSON
9	SISTER
10	BROTHER
11	SISTER-IN-LAW
12	BROTHER-IN-LAW
13	MOTHER
14	STEPMOTHER
15	MOTHER-IN-LAW
16	FATHER
17	STEPFATHER
18	FATHER-IN-LAW
19	GRANDDAUGHTER
20	GRANDSON
21	NIECE
22	NEPHEW
23	AUNT

- 24 UNCLE
- 25 COUSIN
- 26 STEPDAUGHTER'S SON/DAUGHTER
- 27 STEPSON'S SON/DAUGHTER
- 28 DAUGHTER-IN-LAW'S SON/DAUGHTER
- 29 SON-IN-LAW'S SON/DAUGHTER
- 30 BOARDER/RENTER
- 31 PAID AIDE/HOUSEKEEPER/EMPLOYEE
- 32 ROOMMATE
- 33 EX-WIFE/EX-HUSBAND
- 34 BOYFRIEND/GIRLFRIEND
- 35 NEIGHBOR
- 36 FRIEND
- 37 SERVICE/SOMEONE FROM THE PLACE SP LIVES
- 91 OTHER RELATIVE
- 92 OTHER NONRELATIVE

**PROGRAMMER INSTRUCTIONS:**

For each roster selection/addition at MC22, set HELPEDMAKEINSURANCEDECISIONS flag=1 (yes).  
 Do not display these response codes: 1,2,3,4,7,8, and 37.  
 Go to Section PA-Participation.

<b>Derived Variables from Items in the MC Section</b>	
<b>mc1dmedssfdf</b>	R1 D DIFF LEVEL MEDICATIONS SELF
<b>mc1dmedsreas</b>	R1 D MEDS REASN BY WITH OTHERS [SEE MC6]

---

## NHATS Round 1

Section PA [PARTICIPATION]

Sequence: 27

---

**PA1PRE**

**PA1PRE**

NOT ON FILE

Now let's talk about other activities {you have/SP has} been doing in the last month.

PRESS 1 AND ENTER TO CONTINUE

---

**PA1**

**pa1vistfrfam**

R1 PA1 EVER VISIT FRIENDS FAMILY

**DISPLAY INSTRUCTIONS:**

Display PA1, PA2, PA3, and PA4 on the same screen.  
Display "not" in underlined text.

**QUESTION TEXT:**

In the last month, did {you/SP} ever visit in person with friends or family not living with {you/him/her}, either at {your/his/her} home or theirs?

**CODES**

1	YES	
2	NO	
	REFUSED	PA5
	DON'T KNOW	PA5

---

**PA2**

**pa1hlkepfvst**

R1 PA2 HLTH KP FR VIST FAM FRNDS

**DISPLAY INSTRUCTIONS:**

Display "not" in underlined text.

**QUESTION TEXT:**

In the last month, did {your/SP's} health or functioning ever keep {you/him/her} from doing this (visiting with friends and family not living with {you/him/her})?

**CODES**

1	YES	
2	NO	
	REFUSED	
	DON'T KNOW	

---

**BOX PA3**

**BOXPA3**

NOT ON FILE

If DRIVES flag is null, go to PA3.  
Otherwise, go to PA4.

---



**PA3**

**pa1trkprvis**

R1 PA3 TRAN PRB KP FR VST FRNDS

**DISPLAY INSTRUCTIONS:**

Display “not” in underlined text.

**QUESTION TEXT:**

In the last month, did a transportation problem ever keep {you/SP} from doing this (visiting in person with friends and family not living with {you/him/her})?

**CODES**

- |   |            |
|---|------------|
| 1 | YES        |
| 2 | NO         |
|   | REFUSED    |
|   | DON'T KNOW |

**PA4**

**pa1impvstfam**

R1 PA4 IMPRTNT VISIT FRNDS FAMLY

**DISPLAY INSTRUCTIONS:**

Display “not” in underlined text.

**QUESTION TEXT:**

How important is it to {you/SP} to visit in person with friends or family not living with {you/him/her}? Would you say very important, somewhat important, or not so important?

**CODES**

- |   |                    |
|---|--------------------|
| 1 | VERY IMPORTANT     |
| 2 | SOMEWHAT IMPORTANT |
| 3 | NOT SO IMPORTANT   |
|   | REFUSED            |
|   | DON'T KNOW         |

**PA5**

**pa1attrelser**

R1 PA5 EVER ATTEND RELIG SERVICES

**DISPLAY INSTRUCTIONS:**

Display PA5, PA6, PA7, and PA8 on the same screen.

**QUESTION TEXT:**

In the last month, did {you/SP} ever attend religious services?

**CODES**

- |   |            |     |
|---|------------|-----|
| 1 | YES        |     |
| 2 | NO         |     |
|   | REFUSED    | PA9 |
|   | DON'T KNOW | PA9 |

**PA6**

**pa1htkfrlslr**

R1 PA6 HEALTH KEEP FRM RELI SERV

**QUESTION TEXT:**

In the last month, did {your/SP's} health or functioning ever keep {you/him/her} from doing this (attending religious services)?

**CODES**

- 1 YES
- 2 NO
- REFUSED
- DON'T KNOW

**BOX PA7**

**BOXPA7**

NOT ON FILE

If DRIVES flag is null, go to PA7.  
Otherwise, go to PA8.

**PA7**

**pa1trprrelsr**

R1 PA7 TRAN PRO KEEP FM RELG SER

**QUESTION TEXT:**

In the last month, did a transportation problem ever keep {you/SP} from doing this (attending religious services)?

**CODES**

- 1 YES
- 2 NO
- REFUSED
- DON'T KNOW

**PA8**

**pa1imprelsr**

R1 PA8 HW IMPORT ARE RELIG SERVS

**QUESTION TEXT:**

How important is it to {you/SP} to attend religious services? Would you say very important, somewhat important, or not so important?

**CODES**

- 1 VERY IMPORTANT
- 2 SOMEWHAT IMPORTANT
- 3 NOT SO IMPORTANT
- REFUSED
- DON'T KNOW

**PA9****pa1clbmtgrac**

R1 PA9 CLUB MEETINGS GRP ACTIVES

**DISPLAY INSTRUCTIONS:**

Display PA9, PA10, PA11, and PA12 on the same screen.  
 If PA5 = 1 (ATTENDS RELIGIOUS SERVICES), display “besides religious services,”.

**QUESTION TEXT:**

In the last month, {besides religious services,} did {you/SP} ever participate in clubs, classes, or other organized activities?

**CODES**

1	YES	
2	NO	PA13
	REFUSED	PA13
	DON'T KNOW	

**PA10****pa1hlpfrclb**

R1 PA10 HELTH KEP FRM CLB MTINGS

**QUESTION TEXT:**

In the last month, did {your/SP's} health or functioning ever keep {you/him/her} from doing this (participating in clubs, classes, or other organized activities)?

**CODES**

1	YES
2	NO
	REFUSED
	DON'T KNOW

**BOX PA11****BOXPA11**

NOT ON FILE

If DRIVES flag is null, go to PA11.  
 Otherwise, go to PA12.

**PA11****pa1trprkpfgr**

R1 PA11 TRANS PROB KEEP FM GROPS

**QUESTION TEXT:**

In the last month, did a transportation problem ever keep {you/SP} from doing this (participating in clubs, classes, or other organized activities)?

**CODES**

1	YES
2	NO
	REFUSED
	DON'T KNOW

**PA12**

**pa1imparclub**

R1 PA12 IMPORT PARTIC CLUBS GRUP

**DISPLAY INSTRUCTIONS:**

If PA5 = 1 (ATTENDS RELIGIOUS SERVICES), display “other than religious services”

**QUESTION TEXT:**

How important is it to {you/SP} to participate in clubs, classes, or other organized activities {other than religious services}? Would you say very important, somewhat important, or not so important?

**CODES**

- |   |                    |
|---|--------------------|
| 1 | VERY IMPORTANT     |
| 2 | SOMEWHAT IMPORTANT |
| 3 | NOT SO IMPORTANT   |
|   | REFUSED            |
|   | DON'T KNOW         |

**PA13**

**pa1outfrenjy**

R1 PA13 EVER GO OUT FOR ENJOYMNT

**DISPLAY INSTRUCTIONS:**

Display PA13, PA14, PA15, and PA16 on the same screen.

If PA9 = 1 (PARTICIPATES IN GROUP ACTIVITIES), display “besides participating in club or group activities,”.

**QUESTION TEXT:**

In the last month, {besides participating in club or group activities,} did {you/SP} ever go out for enjoyment? This includes things like going out to dinner, a movie, to gamble, or to hear music or see a play.

**CODES**

- |   |            |      |
|---|------------|------|
| 1 | YES        |      |
| 2 | NO         |      |
|   | REFUSED    | PA17 |
|   | DON'T KNOW | PA17 |

**PA14**

**pa1hlpgoenj**

R1 PA14 HLTH KP GO OUT FOR ENJOY

**QUESTION TEXT:**

In the last month, did {your/SP's} health or functioning ever keep {you/him/her} from doing this?

IF NEEDED: This includes things like going out to dinner, a movie, to gamble, or to hear music or see a play.

**CODES**

- |   |            |
|---|------------|
| 1 | YES        |
| 2 | NO         |
|   | REFUSED    |
|   | DON'T KNOW |

**BOX PA15**

**BOXPA15**

NOT ON FILE

If DRIVES flag is null, go to PA15.  
Otherwise, go to PA16.

---

**PA15**

**pa1trprgout**

R1 PA15 TRANSPROB KEEP FM GO OUT

**QUESTION TEXT:**

In the last month, did a transportation problem ever keep {you/SP} from doing this (going out for enjoyment)?

IF NEEDED: This includes things like going out to dinner, a movie, to gamble, or to hear music or see a play.

**CODES**

- 1 YES
- 2 NO
- REFUSED
- DON'T KNOW

---

**PA16**

**pa1impouteny**

R1 PA16 IMPORT GO OUT FOR ENJOY

**QUESTION TEXT:**

How important is it to {you/SP} that {you go/{he/she} goes} out for enjoyment? Would you say very important, somewhat important, or not so important?

IF NEEDED: This includes things like going out to dinner, a movie, to gamble, or to hear music or see a play.

**CODES**

- 1 VERY IMPORTANT
- 2 SOMEWHAT IMPORTANT
- 3 NOT SO IMPORTANT
- REFUSED
- DON'T KNOW

---

**PA17**

**pa1workfrpay**

R1 PA17 EVER WORK FOR PAY

**DISPLAY INSTRUCTIONS:**

Display PA17 and PA18 on the same screen.

**QUESTION TEXT:**

In the last month, did {you/SP} ever work for pay or in a business {you own/{he/she} owns}?

**CODES**

1	YES	
2	NO	
	REFUSED	PA19
	DON'T KNOW	PA19

---

**PA18**

**pa1h1kpfrwrk**

R1 PA18 HEALTH KEEP YOU FRM WORK

**DISPLAY INSTRUCTIONS:**

If PA17 = 1 (YES), display “did {your/SP’s} health or functioning ever keep {you/him/her} from doing this (working for pay)”.

If PA17 = 2 (NO), display “was {your/SP’s} health or functioning a reason that {you/he/she} did not do this (work for pay)”.

**QUESTION TEXT:**

In the last month, {did {your/SP’s} health or functioning ever keep {you/him/her} from doing this (working for pay)}/was {your/SP’s} health or functioning a reason that {you/he/she} did not do this (work for pay)}?

**CODES**

1	YES	
2	NO	
	REFUSED	
	DON'T KNOW	

---

**PA19**

**pa1voltrwork**

R1 PA19 EVER DO VOLUNTEER WORK

**DISPLAY INSTRUCTIONS:**

Display PA19 and PA20 on the same screen.

**QUESTION TEXT:**

In the last month, did {you/SP} ever do volunteer work?

**CODES**

1	YES	
2	NO	
	REFUSED	PA21
	DON'T KNOW	PA21

---

**PA20**

**pa1h1kpfrvol**

R1 PA20 HELTH KEEP FM VOLUNTRING

**DISPLAY INSTRUCTIONS:**

If PA19 = 1 (YES), display “did {your/SP’s} health or functioning ever keep {you/him/her} from doing this (volunteer work)”.

If PA19 = 2 (NO), display “was {your/SP’s} health or functioning a reason that {you/he/she} did not do this (volunteer work)”.

**QUESTION TEXT:**

In the last month, {did {your/SP's} health or functioning ever keep {you/him/her} from doing this (volunteer work)/was {your/SP's} health or functioning a reason that {you/he/she} did not do this (volunteer work)}?

**CODES**

- 1 YES
- 2 NO
- REFUSED
- DON'T KNOW

**PA21**

**pa1prcranoth**

R1 PA21 PROVIDE CARE ANOTHER PERS

**DISPLAY INSTRUCTIONS:**

If PA17 = 1 (WORKED FOR PAY) or PA19 = 1 (VOLUNTEER WORK), display “besides as {a job/volunteer work/a job or volunteer work}”.

If PA17 = 1 (WORKED FOR PAY) and PA19 = 2 (NO VOLUNTEER WORK), display “a job”.

If PA19 = 1 (VOLUNTEER WORK) and PA17 = 2 (NO WORK FOR PAY), display “volunteer work”.

If PA17 = 1 (WORKED FOR PAY) and PA 19 = 1 (VOLUNTEER WORK), display “a job or volunteer work”.

**QUESTION TEXT:**

In the last month, {{besides as {a job/volunteer work/a job or volunteer work}},} did {you/SP} ever provide care for or look after an adult or child who cannot care for themselves?

**CODES**

- 1 YES
  - 2 NO
  - REFUSED
  - DON'T KNOW
- PA23  
PA23  
PA23

**PA22**

**op1spcaredfr**

R1 PA22D SP CARED FOR PERSON

**op1relatnshp**

R1 OTHR PRSN RELATIONSHIP TO SP

**DISPLAY INSTRUCTIONS:**

Display RELATIONSHIP CODES.

Display person roster with FIRST NAME, LAST NAME, and RELATIONSHIP TO SP. Allow entry for FIRST NAME and RELATIONSHIP TO SP fields.

Display "first" and "last" in underlined text.

**QUESTION TEXT:**

Who was that ({you/he/she} provided care for or looked after)?

PROBE: Anyone else?

SELECT ALL THAT APPLY

IF PERSON NAMED IS NOT ON THE ROSTER, PRESS CTRL/P TO ADD A PERSON

PA22b. [What is (his/her) first name?] CONFIRM SPELLING

PA22c. [What is (his/her) last name?] CONFIRM SPELLING

PA22d. [What is (his/her) relationship to {you/SP?}] PRESS F1 FOR HELP SCREEN

**CODES**

- |    |                                |
|----|--------------------------------|
| 2  | SPOUSE/PARTNER                 |
| 3  | DAUGHTER                       |
| 4  | SON                            |
| 5  | DAUGHTER-IN-LAW                |
| 6  | SON-IN-LAW                     |
| 7  | STEPDAUGHTER                   |
| 8  | STEPSON                        |
| 9  | SISTER                         |
| 10 | BROTHER                        |
| 11 | SISTER-IN-LAW                  |
| 12 | BROTHER-IN-LAW                 |
| 13 | MOTHER                         |
| 14 | STEPMOTHER                     |
| 15 | MOTHER-IN-LAW                  |
| 16 | FATHER                         |
| 17 | STEPFATHER                     |
| 18 | FATHER-IN-LAW                  |
| 19 | GRANDDAUGHTER                  |
| 20 | GRANDSON                       |
| 21 | NIECE                          |
| 22 | NEPHEW                         |
| 23 | AUNT                           |
| 24 | UNCLE                          |
| 25 | COUSIN                         |
| 26 | STEPDAUGHTER'S SON/DAUGHTER    |
| 27 | STEPSON'S SON/DAUGHTER         |
| 28 | DAUGHTER-IN-LAW'S SON/DAUGHTER |
| 29 | SON-IN-LAW'S SON/DAUGHTER      |
| 91 | OTHER RELATIVE                 |
| 92 | NOT RELATED                    |

**PROGRAMMER INSTRUCTIONS:**

For each roster selection/addition at PA22, set PERSONSPCARESFOR flag = 1 (YES).

---

**PA23**

**pa1evrgowalk**

R1 PA23 EVER GO WALKING

**QUESTION TEXT:**

In the last month, did {you/SP} ever go walking for exercise?



**CODES**

- 1 YES
- 2 NO  
REFUSED  
DON'T KNOW

**PA24**

**pa1vigoractv**

R1 PA24 EVER VIGOROUS ACTIVITIES

**QUESTION TEXT:**

In the last month, did {you/SP} ever spend time on vigorous activities that increased {your/his/her} heart rate and made {you/him/her} breathe harder? This includes things like working out, swimming, running or biking, or playing a sport.

**CODES**

- 1 YES
- 2 NO  
REFUSED  
DON'T KNOW

**PA25**

**PA25**

NOT ON FILE

**DISPLAY INSTRUCTIONS:**

Display PA25 and PA26 on the same screen.

**QUESTION TEXT:**

Thinking about all the activities {you do/SP does} these days, what is {your/his/her} favorite activity? It can be an activity we already asked about, or something else, as long as {you/SP} currently {do/does} it.

IF SP HAS NO FAVORITE ACTIVITY, ENTER "NONE".

**ENTER TEXT**

Length 50

**PROGRAMMER INSTRUCTIONS:**

If PA25 = NONE (in any combination of upper and lower case), go to Section SD.

**PA26**

**pa1helmfvact**

R1 PA26 HEALTH LIMIT FAV ACTIVITY

**QUESTION TEXT:**

In the last month, did {your/SP's} health or functioning ever keep {you/him/her} from this activity?

**CODES**

- 1 YES
- 2 NO  
REFUSED  
DON'T KNOW

**PROGRAMMER INSTRUCTIONS:**

Go to Section SD - Smoking

---

<b>Derived Variables from Items in PA Section</b>	
<b>pa1dfavact</b>	R1 D FAVORITE ACTIVITY

---

## NHATS Round 1

Section SD [SMOKING]

Sequence: 28

---

**SD1PRE**

**SD1PRE**

NOT ON FILE

The next questions are about smoking cigarettes.

PRESS 1 AND ENTER TO CONTINUE

---

**SD1**

**sd1smokedreg**

R1 SD1 SMOKED REGULARLY

QUESTION TEXT:

Did {you/SP} ever smoke cigarettes regularly, at least 1 cigarette a day?

CODES

1	YES	
2	NO	SECTION PE
	REFUSED	SECTION PE
	DON'T KNOW	SECTION PE

---

**SD2**

**sd1smokesnow**

R1 SD2 SMOKES NOW

QUESTION TEXT:

{Do you/Does SP} smoke cigarettes now?

CODES

1	YES	
2	NO	
	REFUSED	SECTION PE
	DON'T KNOW	SECTION PE

---

**SD3**

**sd1numcigday**

R1 SD3 NUM OF CIGARETTES PER DAY

DISPLAY INSTRUCTIONS:

IF SD2=1 (SMOKES NOW), DISPLAY "{do you/does SP}"  
ELSE IF SD2=2 (DOES NOT SMOKE NOW), DISPLAY "{did you/did SP}"

IF NUMBER ENTERED VIOLATES THE HARD RANGE (SD3<1 OR SD3 >120) THEN DISPLAY ERROR MESSAGE #13 FROM THE GLOBAL SPECS.

QUESTION TEXT:

On average, how many cigarettes per day {{do you/does SP}}/{{did you/did SP}} usually smoke?

ENTER # OF CIGARETTES

**ENTER NUMBER**

Range	1 to 120
Soft Range	1 to 40
REFUSED	
DON'T KNOW	

---

**SD4**

**sd1agesrtsmk**

R1 SD4 AGE STARTED SMOKING

**QUESTION TEXT:**

How old {were you/was SP} when {you/he/she} first smoked cigarettes regularly?

ENTER AGE STARTED SMOKING

**ENTER NUMBER**

Range	6 to 70
Soft Range	12 to 35
REFUSED	
DON'T KNOW	

**PROGRAMMER INSTRUCTIONS:**

If age entered > SP AGE, display error message "INVALID RESPONSE. AGE STARTED SMOKING CANNOT BE GREATER THAN CURRENT AGE".

---

**BOX SD5**

**BOXSD5**

NOT ON FILE

IF SD2=1 (SMOKES NOW), GO TO SECTION PE - PERFORMANCE  
ELSE GO TO SD5

---

**SD5**

**sd1agelstsmk**

R1 SD5 AGE LAST SMOKED REGULARLY

**QUESTION TEXT:**

How old {were you/was SP} when {you/he/she} last smoked cigarettes regularly?

ENTER AGE QUIT SMOKING

**ENTER NUMBER**

Range	6 to 102
Soft Range	25 to 80
REFUSED	
DON'T KNOW	

**PROGRAMMER INSTRUCTIONS:**

If age entered > SP AGE, display error message "INVALID RESPONSE. AGE LAST SMOKED CANNOT BE GREATER THAN CURRENT AGE".

If age entered < age entered at SD4, display error message "INVALID RESPONSE. AGE LAST SMOKED CANNOT BE LESS THAN AGE STARTED SMOKING".

GO TO SECTION PE – Performance.

---

---

## NHATS Round 1

Section PE [PERFORMANCE]

Sequence: 30

---

**PE1PRE**

**PE1PRE**

NOT ON FILE

**QUESTION TEXT**

Next I would like to ask {you/SP} to try to perform a few simple movements, that is to move {your/{his/her}} body in different ways. Before we start, I need to ask a few questions.

PRESS 1 AND ENTER TO CONTINUE

---

**PE1**

**pe1whhndsign**

R1 PE1 HAND USE TO SIGN YOR NAME

**QUESTION TEXT:**

Which hand {do you/does SP} use to sign {your/{his/her}} name?

**CODES**

- |   |            |
|---|------------|
| 1 | LEFT       |
| 2 | RIGHT      |
| 3 | BOTH       |
|   | REFUSED    |
|   | DON'T KNOW |

**PROGRAMMER INSTRUCTIONS:**

- If PE1 = 1, set LEFTHANDED flag = 1 (yes).  
If PE1 = 2, set RIGHTHANDED flag = 1 (yes).  
If PE1 = 3, set EITHERHANDED flag = 1 (yes).
- 

**PE2**

**pe1surghdwrt**

R1 PE2 HAVE SURGRY TO HAND WRIST

**DISPLAY INSTRUCTIONS:**

Display "in the last 3 months" in bold underlined text.

**QUESTION TEXT:**

In the last 3 months, that is since {MONTH AND YEAR 3 MONTHS PRIOR TO TODAY'S DATE}, {have you/has SP} had surgery or a serious injury on {your/{his/her}} hand or wrist?

**CODES**

- |   |            |     |
|---|------------|-----|
| 1 | YES        |     |
| 2 | NO         | PE4 |
|   | REFUSED    | PE4 |
|   | DON'T KNOW | PE4 |
- 

**PE3**

**pe1surgyside**

R1 PE3 WHICH SIDE WAS SURGERY

**QUESTION TEXT:**

Which side was that (surgery or serious injury on {your/SP's} hand or wrist)? Was it the left side or right

side?

**CODES**

1	LEFT SIDE	
2	RIGHT SIDE	
3	BOTH SIDES	PE8
	REFUSED	
	DON'T KNOW	

**PROGRAMMER INSTRUCTIONS:**

If PE3 = 1 (left hand/wrist surgery), set LEFTGRIPTEST flag = 2 (no).

If PE3 = 2 (right hand/wrist surgery), set RIGHTGRIPTEST flag = 2 (no).

If PE3 = 3 (both hands/wrists surgery), set LEFTGRIPTEST flag = 2 (no) and RIGHTGRIPTEST flag = 2 (no).

---

**PE4**

**pe1flruppain**

R1 PE4 EXPER FLARE UP PAIN HAND

**DISPLAY INSTRUCTIONS:**

Display "currently" in bold underlined text.

**QUESTION TEXT:**

{Are you/Is SP} currently experiencing a flare-up of pain in either hand or wrist?

**CODES**

1	YES	
2	NO	PE6
	REFUSED	PE6
	DON'T KNOW	PE6

---

**PE5**

**pe1sideflrup**

R1 PE5 SIDE CURRNT FLARE UP PAIN

**DISPLAY INSTRUCTIONS:**

Display "current" in bold underlined text.

**QUESTION TEXT:**

Which side is that current flare-up of pain in {your/SP's} hand or wrist? Is it the left side or right side?

**CODES**

1	LEFT SIDE	
2	RIGHT SIDE	
3	BOTH SIDES	PE8
	REFUSED	
	DON'T KNOW	

**PROGRAMMER INSTRUCTIONS:**

If PE5 = 1 (left hand/pain flare up), set LEFTGRIPTEST flag = 2 (no).

If PE5 = 2 (right hand/pain flare up), set RIGHTGRIPTEST flag = 2 (no).

If PE5 = 3 (both hands/pain flare up), set LEFTGRIPTEST flag = 2 (no) and RIGHTGRIPTEST flag = 2 (no).

---

**PE6**

**pe1surgarmsh**

R1 PE6 SURGERY ARM OR SHOULDER

**DISPLAY INSTRUCTIONS:**

Display "In the last 3 months" in bold underlined text.

**QUESTION TEXT:**

In the last 3 months, that is since {MONTH AND YEAR 3 MONTHS PRIOR TO TODAY'S DATE}, {have you/has SP} had surgery or a serious injury on {your/{his/her}} arm or shoulder?

**CODES**

1	YES	
2	NO	PE8
	REFUSED	PE8
	DON'T	PE8

**PE7**

**pe1sidsurgar**

R1 PE7 SIDE SURGERY ARM OR SHLDR

**QUESTION TEXT:**

Which side was that (surgery or serious injury on {your/SP's} arm or shoulder)? Was it the left side or right side?

**CODES**

1	LEFT SIDE
2	RIGHT SIDE
3	BOTH SIDES
	REFUSED
	DON'T KNOW

**PROGRAMMER INSTRUCTIONS:**

If PE7 = 1 (left arm/shoulder surgery), set LEFTGRIPTEST flag = 2 (no).  
 If PE7 = 2 (right arm/shoulder surgery), set RIGHTGRIPTEST flag = 2 (no).  
 If PE7 = 3 (both arms/shoulders surgery), set LEFTGRIPTEST flag = 2 (no) and RIGHTGRIPTEST flag = 2 (no).

**PE8**

**pe1surgyhips**

R1 PE8 SURG HIPS INCLUD REPLCMNT

**DISPLAY INSTRUCTIONS:**

Display "In the last 3 months" in bold underlined text.

**QUESTION TEXT:**

In the last 3 months, that is since {MONTH AND YEAR 3 MONTHS PRIOR TO TODAY'S DATE}, {have you/has SP} had surgery or a serious injury on {your/{his/her}} hips (including hip replacement surgery)?

**CODES**

1	YES	
2	NO	BOX PE11
	REFUSED	BOX PE11
	DON'T KNOW	BOX PE11

**PE9**

**pe1sidhipsrg**

R1 PE9 SIDE WAS HIP SURGERY ON

**QUESTION TEXT:**

Was that (surgery or serious injury on {your/SP's} hips) only on one side or on both sides?

**CODES**

- 1 ONE SIDE
- 2 BOTH SIDES
- REFUSED
- DON'T KNOW

**PROGRAMMER INSTRUCTIONS:**

If PE9 = 2 (both hips surgery), set CHAIRSTANDS flag = 2 (no).

---

**BOX PE11**

**BOXPE11**

NOT ON FILE

If MO24 = 1 (always uses mobility device to get out of bed) or MO26 = 4 (never got out of bed by self), go to PE11.

Otherwise go to BOX PE13.

---

**PE11**

**pe1stndwhold**

R1 PE11 STAND WITHOUT HOLDING ON

**DISPLAY INSTRUCTIONS:**

Display "stand without holding onto anyone or anything" in bold underlined text.

**QUESTION TEXT:**

For a few of the body movements, I will ask {you/SP} to stand without holding onto anyone or anything. I can help {you/{him/her}} get up if {you/{he/she}} would like me to. {Are you/Is SP} able to try this?

**CODES**

- 1 YES
- 2 NO
- REFUSED
- DON'T KNOW

**PROGRAMMER INSTRUCTIONS:**

If PE11 = 2 (not able to stand without holding on to anyone/anything), set BALANCESTANDS flag = 2 (no) and HEIGHT flag = 2 (no) and WEIGHT flag = 2 (no).

---

**BOX PE12**

**BOXPE12**

NOT ON FILE

If CHAIRSTANDS flag = 2 (NO), go to PE13.  
Otherwise, go to PE12.

---

**PE12**

**pe1upchbyslf**

R1 PE12 GET UP OUT CHAIR BY SELF

**DISPLAY INSTRUCTIONS:**



Display "without" and "by {yourself/{himself/herself}}" in bold underlined text.

If CANE flag = 1 (yes) or WALKER flag = 1 (yes), display "and without {your/{his/her}} {cane/walker/cane or walker}".

If CANE flag = 1 (yes) and WALKER flag is null, display "cane".

If WALKER flag = 1 (yes) and CANE flag is null, display "walker".

If CANE flag = 1 (yes) and WALKER flag = 1 (yes), display "cane or walker".

**QUESTION TEXT:**

I will also ask {you/SP} to get up out of a chair by {yourself/{himself/herself}} {and without {your/{his/her}} {cane/walker/cane or walker}}. {Are you/Is SP} able to try this?

**CODES**

- 1 YES
- 2 NO
- REFUSED
- DON'T KNOW

**PROGRAMMER INSTRUCTIONS:**

If PE12 = 2 (unable to try getting up from chair without mobility devices/help), set CHAIRSTANDS flag = 2 (no).

**BOX PE13**

**BOXPE13**

NOT ON FILE

If MO15 = 1 (used wheelchair every time to get around home/building) or MO16 = 1 (used scooter every time to get around home/building) set WALKING COURSE flag = no (2) and go to PE14.

Otherwise go to PE13.

**PE13**

**pe1wlkdsself**

R1 PE13 WALK SHORT DIST BY SELF

**DISPLAY INSTRUCTIONS:**

Display "walk a short distance in this room by {yourself/{himself/herself}}" in bold underlined text.

If MO13 = 1,2,3, or 4 (used cane every time, most times, sometimes, or rarely when walking around inside) or MO14 = 1,2,3, or 4 (used walker every time, most times, sometimes, or rarely when walking around inside), display "{You/{He/She}} may use {your/{his/her}} {cane/walker/cane or walker} if {you feel/{he/she} feels} {you need/{he/she} needs} it to walk a short distance."

If MO13 = 1,2,3, or 4 and MO14 ≠ 1,2,3, or 4, display "cane".

If MO14 = 1,2,3, or 4 and MO13 ≠ 1,2,3, or 4, display "walker".

If MO13 = 1,2,3, or 4 and If MO14 = 1,2,3, or 4, display "cane or walker".

**QUESTION TEXT:**

I will (also) be asking {you/SP} to walk a short distance in this room by {yourself/{himself/herself}}. {{{You/{He/She}} may use {your/{his/her}} {cane/walker/cane or walker} if {you feel/{he/she} feels} {you need/{he/she} needs} it to walk a short distance.} {Are you/Is SP} able to try this?

**CODES**

- 1 YES
- 2 NO
- REFUSED
- DON'T KNOW

## PROGRAMMER INSTRUCTIONS:

If PE13 = 2 (unable to walk short distance), set WALKINGCOURSE flag = 2 (no).

---

PE14

PE14

NOT ON FILE

### DISPLAY INSTRUCTIONS:

Display "ACTIVITIES TO SET UP AND DEMONSTRATE" in bolded text.

Display grid with 7 rows and 3 columns.

In R1C1, use null display.

In R1C2, display "ACTIVITY" in bolded text.

In R1C3, display "ADMINISTER" in bolded text.

In R2C1, display "1."

In R2C2, display "BALANCE STANDS".

In R2C3, if BALANCESTANDS flag = 2 (no), display "NO".

Otherwise, display "YES".

In R3C1, display "2."

In R3C2, display "WALKING COURSE".

In R3C3, if WALKINGCOURSE flag = 2 (no), display "NO".

Otherwise, display "YES".

In R4C1, use null display.

In R4C2, use null display.

In R4C3:

If WALKINGCOURSE flag ≠ 2 (yes) and [MO13 = 2, 3, or 4 (used cane most times, sometimes, or rarely inside) or MO14 = 2, 3, or 4 (used walker most times, sometimes, or rarely inside)], display "B. SOMETIMES USES CANE/WALKER AROUND HOME".

Else, if WALKINGCOURSE flag ≠ 2 (yes) and [MO13 = 1 (used cane every time inside) or MO14 = 1 (used walker every time inside)], display "C. ALWAYS USES CANE/WALKER AROUND HOME".

Otherwise, if WALKINGCOURSE flag <> 2 (yes) display "A. DOESN'T USE CANE/WALKER AROUND HOME".

In R5C1, display "3."

In R5C2, display "CHAIR STANDS".

In R5C3, if CHAIRSTANDS flag = 2 (no), display "NO".

Otherwise, display "YES".

In R6C1, display "4."

In R6C2, display "GRIP STRENGTH".

In R6C3:

If LEFTGRIPTEST flag=2 (no) and RIGHTGRIPTEST flag=2 (no), display "NO".

Else if LEFTGRIPTEST flag=2 (no) and RIGHTGRIPTEST flag NE 2 (no), display "YES RIGHT".

Else if LEFTGRIPTEST flag NE 2 (no) and RIGHTGRIPTEST flag=2 (no), display "YES LEFT".

Else if [LEFTGRIPTEST flag NE 2 (no) and RIGHTGRIPTEST flag NE 2 (no)] and [RIGHTHANDED flag=1 (yes) or EITHERHANDED flag=1 (yes)], display "YES RIGHT".

Else if [LEFTGRIPTEST flag NE 2 (no) and RIGHTGRIPTEST flag NE 2 (no)] and [LEFTHANDED flag = 1 (yes)], display "YES LEFT".

Otherwise, display "YES".

Display "TRANSFER INFORMATION TO FRONT PAGE OF ACTIVITIES BOOKLET"

Display "AFTER ACTIVITIES ARE COMPLETED, PRESS 1 AND ENTER TO CONTINUE"

### QUESTION TEXT:

ACTIVITIES TO SET UP AND DEMONSTRATE

ACTIVITY	ADMINISTER
1. BALANCE STANDS	{YES/NO}
2. WALKING COURSE	{YES/NO}
	{A. DOESN'T USE CANE/WALKER AROUND HOME/ B. SOMETIMES USES CANE/WALKER AROUND HOME/ C. ALWAYS USES CANE/WALKER AROUND HOME}
3. CHAIR STANDS	[YES/NO]
4. GRIP STRENGTH	{YES RIGHT/YES LEFT/NO}

TRANSFER INFORMATION TO FRONT PAGE OF ACTIVITIES BOOKLET

AFTER ACTIVITIES ARE COMPLETED, PRESS 1 AND ENTER TO CONTINUE

PE15

PE15

NOT ON FILE

**QUESTION TEXT:**

REMEMBER TO AFFIX SP ID LABEL AND WRITE YOUR INTERVIEWER ID AND DATE ON ACTIVITIES BOOKLET COVER

PRESS 1 AND ENTER TO CONTINUE

**PROGRAMMER INSTRUCTIONS:**

Go to Section HW – Height & Weight.

<b>Flag variables set in PE Section</b>	
<b>fl1lefthand</b>	R1 F PE CAN SP DO LEFT HAND TEST
<b>fl1righthand</b>	R1 F PE CAN SP DO RGT HAND TEST
<b>fl1eiherhand</b>	R1 F PE CAN SP DO EITHR HAND TST
<b>fl1lftgrptst</b>	R1 F PE CAN SP DO LFT GRIP TEST
<b>fl1rhtgrptst</b>	R1 F PE CAN SP DO RIGHT GRIP TST
<b>fl1charstnds</b>	R1 F PE CAN SP DO CHAIR STANDS
<b>fl1balstands</b>	R1 F PE CAN SP DO BALANCE STANDS
<b>fl1wlkingrse</b>	R1 F PE CAN SP DO WALKING COURSE

Affix SP ID Label

Date:   /   / 2 0 1   
m m d d y y y y

Interviewer ID: N H A T

# National Health and Aging Trends Study


## Activities Booklet





## ACTIVITIES TO SET UP AND DEMONSTRATE

Transfer information from laptop screen. Mark administration for each activity "YES" or "NO" and copy to the administration box on the page listed for each activity.

ACTIVITY	ADMINISTER		PAGE
1. BALANCE STANDS	<input type="checkbox"/> YES	<input type="checkbox"/> NO	4
2. WALKING COURSE	<input type="checkbox"/> YES	<input type="checkbox"/> NO	16
			
	<input type="checkbox"/> WA3a. Doesn't use cane/walker around home	}	17
	<input type="checkbox"/> WA3b. Sometimes uses cane/walker around home		
	<input type="checkbox"/> WA3c. Always uses cane/walker around home		
3. CHAIR STANDS	<input type="checkbox"/> YES	<input type="checkbox"/> NO	22
4. GRIP STRENGTH	<input type="checkbox"/> YES <b>RIGHT</b>	<input type="checkbox"/> NO	28
	<input type="checkbox"/> YES <b>LEFT</b>		
5. PEAK AIR FLOW	YES		34

## GENERAL INSTRUCTIONS

- Administer activities in the order presented in booklet
- Read/say **bold blue text** to SP EXACTLY as written
- Check that SP is wearing appropriate shoes (tennis shoes or shoes with less than 1-inch heels, but not slippers). If not, request SP to change shoes or put shoes on
- Check lighting to see if adequate for SP to see. If not, ask if there is a light you can turn on
- Identify place for SP to sit while watching you demonstrate activities



## GENERAL INSTRUCTIONS

Record start time:

<input type="text"/>	<input type="text"/>	:	<input type="text"/>	<input type="text"/>	<input type="checkbox"/> AM
<input type="text"/>	<input type="text"/>	:	<input type="text"/>	<input type="text"/>	<input type="checkbox"/> PM
HRS			MINS		

Now I would like to ask you to try to perform a few simple movements, that is to move your body in different ways.

For each movement, I will first describe it and show it to you. Then I'd like you to try to do it.

If you feel it would be unsafe to try it, tell me, and we'll move on to the next one.

Do you have any questions before we begin?



THIS PAGE INTENTIONALLY LEFT BLANK





# BALANCE STANDS

*Balance Stands Administration:*

BA1

YES



NO

GO TO WALKING COURSE p.16



- *Clear space for balance stands activity*
- *Get out stopwatch*



## SIDE BY SIDE STAND

➤ *Reset stopwatch to 0:00'00"00*

**Now I'll show you the first movement.**

➤ *Demonstrate with inside edges of your feet touching at the heels and toes*



**I want you to try to stand with your feet together, side-by-side, for about 10 seconds. You may use your arms, bend your knees, or move your body in order to keep your balance, but try not to move your feet. Try to hold this position until I tell you to stop.**

**Do you think it would be safe to try this?**

BA2

YES



NO

GO TO BA3 ☒ 3. Not attempted

*Help SP into position:*

- *Support SP's elbow with one hand while standing slightly behind and to the side*
- *Hold stopwatch behind SP's back*
- *Check SP's feet position*

**Are you ready?**

YES



NO

GO TO BA3 ☒ 3. Not attempted

**Ready, begin.**





- *Start stopwatch*
- *Remove support hand*
- *Step back half a step. Keep your hands near SP's elbow and back*

*After 10 seconds if SP is still holding position, say:*

**Stop.**



# SIDE BY SIDE STAND — RESULTS

		BA3
<input type="checkbox"/> 1. COMPLETED, HELD FOR 10 SEC	<input type="checkbox"/> 2. ATTEMPTED, NOT HELD FOR 10 SEC	<input type="checkbox"/> 3. NOT ATTEMPTED
		BA5
 <b>SEMI-TANDEM</b> Next Page	BA4 <b>Time held:</b>  SECS    1/100 	<b>Reasons not attempted:</b> <u>Mark all that apply</u> <ul style="list-style-type: none"> <li><input type="checkbox"/> 1. SP felt unsafe</li> <li><input type="checkbox"/> 2. Proxy felt unsafe for SP</li> <li><input type="checkbox"/> 3. You felt unsafe for SP/SP unsteady with support</li> <li><input type="checkbox"/> 4. SP unable to understand directions</li> <li><input type="checkbox"/> 9. Other, specify:  <div style="border: 1px solid black; height: 60px; width: 100%; margin-top: 5px;"></div> </li> </ul> 



## SEMI-TANDEM STAND

➤ *Reset stopwatch to 0:00'00"00*

**Now I'll show you the second movement.**

➤ *Demonstrate with inside edge of one foot touching the big toe of the other*



**I want you to try to stand with the side of the heel of one foot touching the big toe of the other foot for about 10 seconds. You may put either foot in front, whichever is more comfortable for you.**

**You may use your arms, bend your knees, or move your body in order to keep your balance, but try not to move your feet. Again, try to hold this position until I tell you to stop.**

**Do you think it would be safe to try this?**

BA6

YES



NO

GO TO BA7 ☒ 3. Not attempted



*Help SP into position:*

- *Support SP's elbow with one hand while standing slightly behind and to the side*
- *Hold stopwatch behind SP's back*
- *Check SP's feet position*

**Are you ready?**

YES



NO

GO TO BA7 ☒ 3. Not attempted



**Ready, begin.**


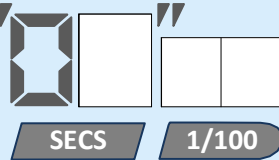

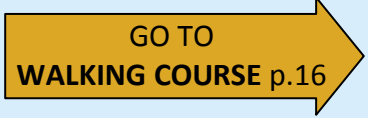
- *Start stopwatch*
- *Remove support hand*
- *Step back half a step. Keep your hands near SP's elbow and back*

*After 10 seconds if SP is still holding position, say:*

**Stop.**



# SEMI-TANDEM STAND — RESULTS

		BA7
<input type="checkbox"/> 1. COMPLETED, HELD FOR 10 SEC	<input type="checkbox"/> 2. ATTEMPTED, NOT HELD FOR 10 SEC	<input type="checkbox"/> 3. NOT ATTEMPTED
		BA9
 <b>FULL TANDEM</b> Next Page	BA8 <b>Time held:</b>  	<b>Reasons not attempted:</b> <u>Mark all that apply</u> <ul style="list-style-type: none"> <li><input type="checkbox"/> 1. SP felt unsafe</li> <li><input type="checkbox"/> 2. Proxy felt unsafe for SP</li> <li><input type="checkbox"/> 3. You felt unsafe for SP/SP unsteady with support</li> <li><input type="checkbox"/> 4. SP unable to understand directions</li> <li><input type="checkbox"/> 9. Other, specify:  <div style="border: 1px solid black; height: 60px; width: 100%; margin-top: 5px;"></div> </li> </ul> 



## FULL TANDEM STAND

➤ *Reset stopwatch to 0:00'00"00*

**Now I'll show you the third movement.**

➤ *Demonstrate with heel of one foot in front of and touching toes of the other*



**I want you to try to stand with the heel of one foot in front of and touching the toes of the other foot for about 10 seconds. You may put either foot in front, whichever is more comfortable for you.**

**You may use your arms, bend your knees, or move your body in order to keep your balance, but try not to move your feet. Try to hold this position until I tell you to stop.**

**Do you think it would be safe to try this?**

BA10

YES



NO

GO TO BA11 ☒ 3. Not attempted



*Help SP into position:*

- *Support SP's elbow with one hand while standing slightly behind and to the side*
- *Hold stopwatch behind SP's back*
- *Check SP's feet position*

**Are you ready?**

YES



NO

GO TO BA11 ☒ 3. Not attempted



**Ready, begin.**





- *Start stopwatch*
- *Remove support hand*
- *Step back half a step. Keep your hands near SP's elbow and back*

*After 10 seconds if SP is still holding position, say:*

**Stop.**



# FULL TANDEM STAND — RESULTS

BA11		
<input type="checkbox"/> 1. COMPLETED, HELD FOR 10 SEC	<input type="checkbox"/> 2. ATTEMPTED, NOT HELD FOR 10 SEC	<input type="checkbox"/> 3. NOT ATTEMPTED
BA12		BA13
 <b>ONE LEG EYES OPEN</b> Next Page	<p><b>Time held:</b></p>  SECS    1/100	<p><b>Reasons not attempted:</b>  <u>Mark all that apply</u></p> <p><input type="checkbox"/> 1. SP felt unsafe</p> <p><input type="checkbox"/> 2. Proxy felt unsafe for SP</p> <p><input type="checkbox"/> 3. You felt unsafe for SP/SP unsteady with support</p> <p><input type="checkbox"/> 4. SP unable to understand directions</p> <p><input type="checkbox"/> 9. Other, specify:</p> <div style="border: 1px solid black; height: 60px; width: 100%;"></div>
		



## ONE LEG STAND EYES OPEN

➤ *Reset stopwatch to 0:00'00"00*

**Now I'll show you the fourth movement.**




➤ *Demonstrate with one leg raised a few inches off the ground*

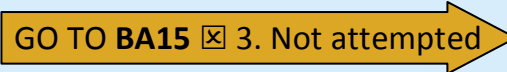
**I want you to try to stand on one leg, whichever one you want, and raise the other leg off the ground a few inches. Stand for as long as you can. I will stop you at 30 seconds.**

**You may use your arms, bend your knees, or move your body to keep your balance. Try not to move the foot on which you are standing and try not to let your legs touch each other. Try to hold this position until I tell you to stop. If you feel you are losing your balance take a step. I'll hold you up until you feel stable.**

**Do you think it would be safe to try this?**

BA14

YES 

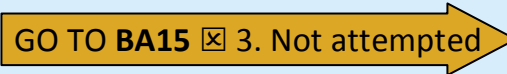
NO  GO TO BA15 ☒ 3. Not attempted

*Help SP into position:*

- *Support SP's elbow with one hand while standing slightly behind and to the side*
- *Hold stopwatch behind SP's back*
- *Check SP's feet position: 1 foot raised*

**Are you ready?**

YES 

NO  GO TO BA15 ☒ 3. Not attempted

**Ready, begin.**

- *Start stopwatch*
- *Remove support hand*
- *Step back half a step. Keep your hands near SP's elbow and back*



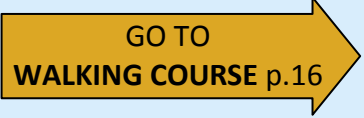
*After 30 seconds if SP is still holding position, say:*

**Stop.**





# ONE LEG STAND EYES OPEN — RESULTS

BA15		
<input type="checkbox"/> 1. COMPLETED, HELD FOR 30 SEC	<input type="checkbox"/> 2. ATTEMPTED, NOT HELD FOR 30 SEC	<input type="checkbox"/> 3. NOT ATTEMPTED
BA16		BA17
 <b>ONE LEG EYES CLOSED</b> Next Page	<p><b>Time held:</b></p> <div style="display: flex; align-items: center; justify-content: center;"> <div style="border: 1px solid black; width: 30px; height: 30px; margin-right: 5px;"></div> <div style="border: 1px solid black; width: 30px; height: 30px; margin-right: 5px;"></div> <div style="font-size: 20px; margin: 0 5px;">"</div> <div style="border: 1px solid black; width: 30px; height: 30px; margin-right: 5px;"></div> <div style="border: 1px solid black; width: 30px; height: 30px;"></div> </div> <div style="display: flex; justify-content: center; margin-top: 5px;"> <div style="background-color: #ccc; padding: 2px 5px; margin-right: 10px;">SECS</div> <div style="background-color: #ccc; padding: 2px 5px;">1/100</div> </div> <div style="text-align: center; margin-top: 20px;">  <p>GO TO WALKING COURSE p.16</p> </div>	<p><b>Reasons not attempted:</b> <u>Mark all that apply</u></p> <ul style="list-style-type: none"> <li><input type="checkbox"/> 1. SP felt unsafe</li> <li><input type="checkbox"/> 2. Proxy felt unsafe for SP</li> <li><input type="checkbox"/> 3. You felt unsafe for SP/SP unsteady with support</li> <li><input type="checkbox"/> 4. SP unable to understand directions</li> <li><input type="checkbox"/> 9. Other, specify:</li> </ul> <div style="border: 1px solid black; height: 60px; width: 100%; margin-top: 5px;"></div> <div style="text-align: center; margin-top: 20px;">  <p>GO TO WALKING COURSE p.16</p> </div>



## ONE LEG STAND EYES CLOSED

➤ *Reset stopwatch to 0:00'00"00*

Now I'll show you the last of these movements.



➤ *Demonstrate with eyes closed and one leg raised a few inches off the ground*

This time I want you to close your eyes and try to stand on one leg, whichever one you want, and raise the other leg off the ground a few inches. Stand for as long as you can. I will stop you at 30 seconds.

You may use your arms, bend your knees, or move your body to keep your balance. Try not to move the foot on which you are standing and try not to let your legs touch each other. Try to hold this position until I tell you to stop. If you feel you are losing your balance take a step. I'll hold you up until you feel stable.

Do you think it would be safe to try this?

BA18

YES



NO

GO TO BA19 ☒ 3. Not attempted



Please close your eyes. When you are ready, lift one leg off the ground a few inches. I will not let go until you say you are ready.

*Help SP into position:*

- *Support SP's elbow with one hand while standing slightly behind and to the side*
- *Hold stopwatch behind SP's back*
- *Check SP's feet position: 1 foot raised and eyes closed*

Are you ready?

YES



NO

GO TO BA19 ☒ 3. Not attempted



Ready, begin.


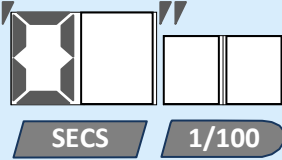


- *Start stopwatch*
- *Remove support hand*
- *Step back half a step. Keep your hands near SP's elbow and back*

*After 30 seconds if SP is still holding position, say:*

Stop.



# ONE LEG STAND EYES CLOSED — RESULTS

<b>BA19</b>		
<input type="checkbox"/> 1. COMPLETED, HELD FOR 30 SEC	<input type="checkbox"/> 2. ATTEMPTED, NOT HELD FOR 30 SEC	<input type="checkbox"/> 3. NOT ATTEMPTED
<b>BA20</b>		<b>BA21</b>
 <b>WALKING COURSE</b> Next Page	<p><b>Time held:</b></p>  <p style="text-align: center;">   <b>WALKING COURSE</b>                  Next Page             </p>	<p><b>Reasons not attempted:</b>  <u>Mark all that apply</u></p> <ul style="list-style-type: none"> <li><input type="checkbox"/> 1. SP felt unsafe</li> <li><input type="checkbox"/> 2. Proxy felt unsafe for SP</li> <li><input type="checkbox"/> 3. You felt unsafe for SP/SP unsteady with support</li> <li><input type="checkbox"/> 4. SP unable to understand directions</li> <li><input type="checkbox"/> 9. Other, specify:</li> </ul> <div style="border: 1px solid black; height: 60px; width: 100%; margin-top: 5px;"></div> <p style="text-align: center; margin-top: 20px;">   <b>WALKING COURSE</b>                  Next Page             </p>



THIS PAGE INTENTIONALLY LEFT BLANK



# WALKING COURSE

Walking Course Administration:

WA1

YES



NO

GO TO CHAIR STANDS p.22



- Get out walking course chain & masking tape
- Look for appropriate space for course (16' x 3'), you may need to use a hallway or nearby room
- Find as smooth a surface as possible to lay out the course. Avoid high-pile carpet
- Do not lay course out over the edge of a rug, a throw rug, or any irregular surface
- Clear any obstacles from activity area (move small furniture, only with permission)

Is there an appropriate space to set up the walking course?

WA2

YES



NO

GO TO WA5 ☒ 3. Not attempted



- Lay out chain straight down center of course area. Tape each end to the floor
- Using an arm's length of masking tape, place tape lengths under the two colored links of chain
- Untape chain from floor, leaving only taped start and finish lines



# WALKING COURSE 1

➤ *Reset stopwatch to 0:00'00"00*

**This is our walking course. I want you to walk to the other end of the course at your usual speed, just as if you were walking down the street to go to the store. Walk all the way past the other end of the tape before you stop. I will walk with you.**



➤ *Demonstrate starting from start line and walking completely past end line*

WA3

WA3a	<input type="checkbox"/> <b>Do you think it would be safe to try this?</b> <input type="checkbox"/> YES <input type="checkbox"/> NO <span style="float: right; border: 1px solid black; padding: 2px 5px; color: white; font-weight: bold;">GO TO WA5 ☒ 3. Not attempted</span>
WA3b	<input type="checkbox"/> <b>Do you think it would be safe to try this <u>without</u> a cane or walker?</b> <input type="checkbox"/> YES <input type="checkbox"/> NO <span style="float: right; border: 1px solid black; padding: 2px 5px; color: white; font-weight: bold;">ASK WA3c</span>
WA3c	<input type="checkbox"/> <b>You may use a cane or walker if you need to. Do you think it would be safe to try this?</b> <input type="checkbox"/> YES <input type="checkbox"/> NO <span style="float: right; border: 1px solid black; padding: 2px 5px; color: white; font-weight: bold;">GO TO WA5 ☒ 3. Not attempted</span>

*Help SP into position:*

- *Stand slightly behind and to the side*
- *Hold stopwatch behind SP's back*
- *Check SP's feet position: both feet on start line*

**When I want you to start, I will say "Ready, begin."**

YES	NO <span style="float: right; border: 1px solid black; padding: 2px 5px; color: white; font-weight: bold;">GO TO WA5 ☒ 3. Not attempted</span>
-----	--

**Ready, begin.**

- *Start stopwatch when either of SP's feet moves*
- *Walk slightly behind and to the side of SP*
- *Stop timing when one of SP's feet completely crosses end line*



# WALKING COURSE 1 — RESULTS

WA4

**Aid used:**

- 1. None
- 2. Cane
- 3. Walker or rollator
- 9. Other, specify:

WA5

- 1. COMPLETED
- 2. ATTEMPTED
- 3. NOT ATTEMPTED

WA6

WA7

**Completion time:**

SECS		1/100	



**WALKING COURSE 2**  
Next Page



**Reasons not attempted:**  
Mark all that apply

- 1. SP felt unsafe
- 2. Proxy felt unsafe for SP
- 3. You felt unsafe for SP/SP unsteady with support
- 4. SP unable to understand directions
- 5. No appropriate space
- 9. Other, specify:



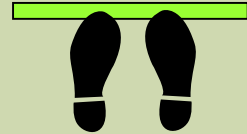
## WALKING COURSE 2

➤ *Reset stopwatch to 0:00'00"00*

**Now I want you to repeat the walk. Remember to walk at your usual pace, and go all the way past the tape at the other end of the course.**

*Help SP into position:*

- *Stand slightly behind and to the side*
- *Hold stopwatch behind SP's back*
- *Check SP's feet position: both feet on start line*



**When I want you to start, I will say "Ready, begin."**

YES



NO

GO TO WA9 ☒ 3. Not attempted

**Ready, begin.**

- *Start stopwatch when either of SP's feet moves*
- *Walk slightly behind and to the side of SP*
- *Stop timing when one of SP's feet completely crosses end line*





# WALKING COURSE 2 — RESULTS

WA8

**Aid used:**

- 1. None
- 2. Cane
- 3. Walker or rollator
- 9. Other, specify:

WA9

<input type="checkbox"/> 1. COMPLETED	<input type="checkbox"/> 2. ATTEMPTED	<input type="checkbox"/> 3. NOT ATTEMPTED
<div style="text-align: right; border: 1px solid black; padding: 2px; font-size: small;">WA10</div> <p><b>Completion time:</b></p> <div style="display: flex; align-items: center; justify-content: center; gap: 10px;"> <div style="border: 1px solid black; width: 40px; height: 40px; display: flex; align-items: center; justify-content: center;"> </div> <div style="border: 1px solid black; width: 40px; height: 40px; display: flex; align-items: center; justify-content: center;"> <span style="font-size: 24px;"> </span> </div> <div style="border: 1px solid black; width: 40px; height: 40px; display: flex; align-items: center; justify-content: center;"> <span style="font-size: 24px;"> </span> </div> <div style="border: 1px solid black; width: 40px; height: 40px; display: flex; align-items: center; justify-content: center;"> <span style="font-size: 24px;"> </span> </div> </div> <div style="display: flex; justify-content: center; gap: 20px; margin-top: 5px;"> <div style="background-color: #ccc; padding: 2px 5px; font-size: small;">SECS</div> <div style="background-color: #ccc; padding: 2px 5px; font-size: small;">1/100</div> </div> <div style="text-align: center; margin-top: 20px;"> <p style="margin: 5px 0;"><b>CHAIR STANDS</b></p> <p style="margin: 0;">Next Page</p> </div>	<div style="text-align: center; margin-top: 20px;"> <p style="margin: 5px 0;"><b>CHAIR STANDS</b></p> <p style="margin: 0;">Next Page</p> </div>	<div style="text-align: right; border: 1px solid black; padding: 2px; font-size: small;">WA11</div> <p><b>Reasons not attempted:</b> <u>Mark all that apply</u></p> <ul style="list-style-type: none"> <li><input type="checkbox"/> 1. SP felt unsafe</li> <li><input type="checkbox"/> 2. Proxy felt unsafe for SP</li> <li><input type="checkbox"/> 3. You felt unsafe for SP/SP unsteady with support</li> <li><input type="checkbox"/> 4. SP unable to understand directions</li> <li><input type="checkbox"/> 9. Other, specify:</li> </ul> <div style="border: 1px solid black; height: 60px; width: 100%; margin-top: 5px;"></div> <div style="text-align: center; margin-top: 20px;"> <p style="margin: 5px 0;"><b>CHAIR STANDS</b></p> <p style="margin: 0;">Next Page</p> </div>

THIS PAGE INTENTIONALLY LEFT BLANK



## CHAIR STANDS

Chair Stands Administration:

CH1

YES



NO

GO TO GRIP STRENGTH p.28

- Look for appropriate chair(s) for activity (hard back and preferably no arms), you may need to look in a hallway or nearby room
- An SP in a wheelchair can use it as a chair if SP can get up from it without help

Is there an appropriate chair available?

CH2

YES



NO

GO TO CH7 ☒ 3. Not attempted

- Place chair for SP with its back against a wall or other solid vertical surface
- Get out measuring tape
- When measuring chair height, ignore plush removable cushions, and always round down to nearest inch



## SINGLE CHAIR STAND

Next I'm going to ask you to stand up, keeping your arms folded across your chest. I want you to fold your arms across your chest and sit so that your feet are on the floor. Then, I'll ask you to stand up, keeping your arms folded across your chest.

*Demonstrate standing from a seated position with your arms folded across your chest*

Do you think it would be safe to try this?

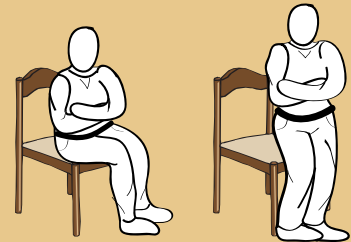
CH3

YES 

NO

GO TO CH7  3. Not attempted 

- Check SP's chair is secure against wall
- Stand in front of SP
- Check SP's position: sitting with arms folded over chest



Are you ready?

YES 

NO

GO TO CH7  3. Not attempted 

Stand.

CH4

NOT COMPLETED 

COMPLETED

GO TO CH5 Record chair height 

Let's try again, this time using your arms.

- Check SP's position: sitting

Are you ready?

- Confirm SP is ready

Stand.



# SINGLE CHAIR STAND — RESULT

CH5	CH6
<b>Chair Height:</b> <div style="display: flex; align-items: center; gap: 10px;"> <div style="border: 1px solid black; width: 30px; height: 30px; display: flex; align-items: center; justify-content: center;"> </div> <div style="border: 1px solid black; width: 30px; height: 30px; display: flex; align-items: center; justify-content: center;"> </div> <span>INCHES</span> </div>	<input type="checkbox"/> WHEELCHAIR USED

CH7		
<input type="checkbox"/> 1. COMPLETED	<input type="checkbox"/> 2. ATTEMPTED	<input type="checkbox"/> 3. NOT ATTEMPTED
CH8		CH9
<b>Arm Use:</b> <input type="checkbox"/> 1. With arms <input type="checkbox"/> 2. Without arms <div style="text-align: center; margin-top: 20px;"> <p><b>REPEATED CHAIR STANDS</b> Next Page</p> </div>	<div style="margin-bottom: 20px;"> </div> <div> </div>	<b>Reasons not attempted:</b> <u>Mark all that apply</u> <input type="checkbox"/> 1. SP felt unsafe <input type="checkbox"/> 2. Proxy felt unsafe for SP <input type="checkbox"/> 3. You felt unsafe for SP/SP unsteady with support <input type="checkbox"/> 4. SP unable to understand directions <input type="checkbox"/> 5. No appropriate chair <input type="checkbox"/> 9. Other, specify: <div style="border: 1px solid black; height: 60px; width: 100%; margin-top: 5px;"></div> <div style="text-align: center; margin-top: 20px;"> </div>

Chair Stands

## REPEATED CHAIR STANDS

Now, I'm going to ask you to do the same movement, but this time as **QUICKLY** as you can 5 times without stopping in between. After standing up each time, sit back down and then stand up again. Remember to keep your arms folded across your chest. I will count out loud as you stand "1, 2, 3, 4, 5" and time you with a stopwatch.

➤ Demonstrate standing from a seated position with your arms folded across your chest

Do you think it would be safe to try this?

CH10

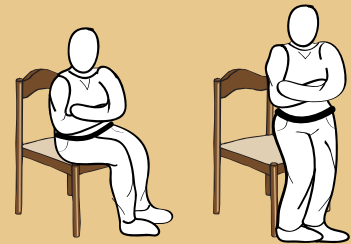
YES



NO

GO TO CH12 ☒ 3. Not attempted

- Stand in front of SP
- Reset stopwatch to 0:00'00"00.
- Check SP's position: sitting with arms folded over chest



Are you ready?

YES



NO

GO TO CH12 ☒ 3. Not attempted

Stand.

- Start stopwatch
- Count the number of stands out loud (1, 2, 3, 4, 5) each time SP rises

➤ Stop timing when SP has stood up the 5th time

GO TO CH12 ☒ 1. Completed

➤ Stop timing if: SP uses his/her arms, has not completed 5 stands in 1 minute, or you become concerned for SP's safety

GO TO CH12 ☒ 2. Attempted

If SP becomes tired, short of breath, or stops before completing 5 stands, ask:

Can you continue?

CH11

YES



NO

GO TO CH12 ☒ 2. Attempted

➤ Continue counting & timing



# REPEATED CHAIR STANDS — RESULTS

CH12

1. COMPLETED

2. ATTEMPTED

3. NOT ATTEMPTED

CH13

CH14

CH16

Completion time:

--	--	--	--

SECS

1/100



**GRIP STRENGTH**  
Next Page

# of stands completed:

1    2    3    4

CH15

**Reasons not completed:**  
Mark all that apply

- 1. SP became tired or short of breath
- 2. SP used SP's arms
- 3. All stands not completed in 1 min
- 4. You were concerned for SP's safety
- 5. SP stopped and was unable to continue
- 9. Other, specify:



**GRIP STRENGTH**  
Next Page

**Reasons not attempted:**  
Mark all that apply

- 1. SP felt unsafe
- 2. Proxy felt unsafe for SP
- 3. You felt unsafe for SP/SP unsteady with support
- 4. SP unable to understand directions
- 9. Other, specify:



**GRIP STRENGTH**  
Next Page

Chair Stands



THIS PAGE INTENTIONALLY LEFT BLANK





## GRIP STRENGTH

*Grip Strength Administration:*

GR1

YES RIGHT



YES LEFT

NO

GO TO WAIST CIRCUMFERENCE p.34

- Remove the dynamometer from its case. If the display shows no numbers, press **ON/OFF** to turn on
- As marked in grip strength administration box, set "L" for left hand, or "R" for right hand. Press **SELECT TEST** until the correct letter appears
- Set the number of trials to 1. If needed, press **# OF TRIALS** until 1 appears
- Wipe dynamometer handle with an antibacterial cloth

- Make sure readings are displaying in KG
- If SP has a very large hand, you can adjust the grip position to 3
- If no numbers appear on the dynamometer display when you turn it on, check that the batteries are connected properly, and replace them if necessary



## GRIP STRENGTH 1

Next, I'm going to ask you to try to squeeze this handle using your (right/left) hand.

► Demonstrate grip position while sitting with your arm in an L shape, and the dynamometer or forearm resting on a stable surface

First, bend your elbow with your arm against your side. Then grab the two pieces of metal together like this and squeeze as hard as you can. The metal will not move, but the display will give me a measure of your grip. I will ask you to do this 2 times with the same hand. If you feel any pain or discomfort, tell me, and we will stop.

Do you think it would be safe to try this?

GR2

YES



NO

GO TO GR5 ☒ 3. Not attempted

► Press the "TEST" button and then hand dynamometer to SP

Please get in position, but don't squeeze until I say "begin." Hold the handle while you bend your elbow with your arm against your side.

► Check SP's position: sitting with arm in L shape

Are you ready?

YES



NO

GO TO GR3 ☒ Hand tested

Begin.

When SP begins squeezing, say:

Squeeze, squeeze, squeeze!


When the numbers on the display stop changing, say:

Stop.



# GRIP STRENGTH 1 — RESULTS

<b>GR3</b>	<b>GR4</b>
<b>Hand tested:</b> <input type="checkbox"/> RIGHT <input type="checkbox"/> LEFT	<input type="checkbox"/> GRIP POSITION SET TO 3

<b>GR5</b>	
<input type="checkbox"/> 1. COMPLETED	<input type="checkbox"/> 2. ATTEMPTED
<b>GR6</b>	<b>GR7</b>
<b>Display reading:</b> <input type="text"/> <input type="text"/> <input type="text"/> KG   <b>GRIP STRENGTH 2</b> Next Page	<div style="text-align: center; border: 1px solid black; padding: 5px; background-color: #f4a460; color: black; font-weight: bold;">           GO TO WAIST            CIRCUMFERENCE p.34         </div> <b>Reasons not attempted:</b> <u>Mark all that apply</u> <ul style="list-style-type: none"> <li><input type="checkbox"/> 1. SP felt unsafe</li> <li><input type="checkbox"/> 2. Proxy felt unsafe for SP</li> <li><input type="checkbox"/> 3. You felt unsafe for SP/SP unsteady with support</li> <li><input type="checkbox"/> 4. SP unable to understand directions</li> <li><input type="checkbox"/> 9. Other, specify:  <input style="width: 100%; height: 40px; margin-top: 5px;" type="text"/></li> </ul> <div style="text-align: center; border: 1px solid black; padding: 5px; background-color: #f4a460; color: black; font-weight: bold; margin-top: 20px;">           GO TO WAIST            CIRCUMFERENCE p.34         </div>




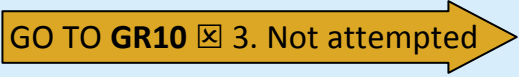
## GRIP STRENGTH 2

- Press the "RESET" button to set display back to 0.0
- Press the "TEST" button and then hand dynamometer to SP

Now let's try a second time. Remember to hold the handle while you bend your elbow and with your arm against your side, but don't squeeze until I say "begin."

- Check SP's position: sitting with arm in L shape

Are you ready?

YES 	NO 
---	---

Begin.

When SP begins squeezing, say:

Squeeze, squeeze, squeeze!

When the numbers on the display stop changing, say:

Stop.



## GRIP STRENGTH 2 — RESULTS

<b>GR8</b>	<b>GR9</b>
<b>Hand tested:</b> <input type="checkbox"/> RIGHT <input type="checkbox"/> LEFT	<input type="checkbox"/> GRIP POSITION SET TO 3

<input type="checkbox"/> 1. COMPLETED	<input type="checkbox"/> 2. ATTEMPTED	<input type="checkbox"/> 3. NOT ATTEMPTED
<b>GR11</b>	<b>GR10</b>	<b>GR12</b>
<b>Display reading:</b> <div style="display: flex; align-items: center; justify-content: center;"> <div style="border: 1px solid black; width: 30px; height: 30px; margin-right: 5px;"></div> <div style="border: 1px solid black; width: 30px; height: 30px; margin-right: 5px;"></div> <div style="font-size: 20px; margin: 0 5px;">.</div> <div style="border: 1px solid black; width: 30px; height: 30px; margin-right: 5px;"></div> <div style="margin-left: 10px;">KG</div> </div> <div style="text-align: center;">   <b>WAIST CIRCUMFERENCE</b>        Next Page     </div>	<div style="text-align: center;">   <b>WAIST CIRCUMFERENCE</b>        Next Page     </div>	<b>Reasons not attempted:</b> <u>Mark all that apply</u> <ul style="list-style-type: none"> <li><input type="checkbox"/> 1. SP felt unsafe</li> <li><input type="checkbox"/> 2. Proxy felt unsafe for SP</li> <li><input type="checkbox"/> 3. You felt unsafe for SP/SP unsteady with support</li> <li><input type="checkbox"/> 4. SP unable to understand directions</li> <li><input type="checkbox"/> 9. Other, specify:</li> </ul> <div style="border: 1px solid black; height: 60px; margin-top: 5px;"></div> <div style="text-align: center; margin-top: 20px;">   <b>WAIST CIRCUMFERENCE</b>        Next Page     </div>



THIS PAGE INTENTIONALLY LEFT BLANK

## WAIST CIRCUMFERENCE

- *Wipe down flexible measuring tape with antibacterial cloth.*
- *Determine position for SP to perform activity:*
  - *If SP can stand unassisted, perform activity with SP **standing up***
  - *If SP cannot stand or has difficulty, perform activity with SP **sitting***
  - *If SP cannot sit unassisted, perform activity with SP **lying down***
- *When administering activity, check that measuring tape:*
  - *Is horizontal all the way around SP's waist*
  - *Is lined up with SP's navel*
  - *Is snug but not tight*
  - *Has large numbers facing out*
  - *Has end that starts with 1" overlapping end with higher numbers*

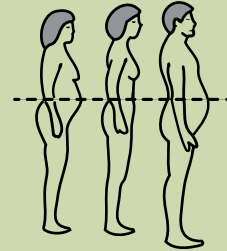


## WAIST CIRCUMFERENCE

Next I'm going to measure your waist circumference. While standing up, I will ask you to place this soft measuring tape around your waist, over your clothing, holding it securely at the level of your navel or belly button.

► *Demonstrate wrapping measuring tape around navel*

Once the tape measure is in place, I will ask you to take a normal breath and exhale, holding your breath at the end of the exhale. I will then record the measurement.



Do you think it would be safe to try this?

WC1	
<input type="checkbox"/> YES	<input type="checkbox"/> NO <span style="background-color: #f4a460; padding: 2px 5px; border: 1px solid black; font-weight: bold;">GO TO WC3</span> <input checked="" type="checkbox"/> 3. Not attempted

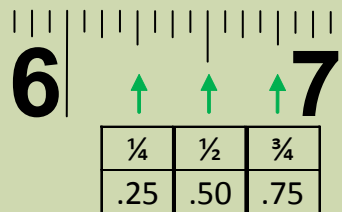
Please point to your navel. Now take this measuring tape and place it around your waist at the level of your navel.

► *If SP cannot wrap measuring tape around waist by self, have SP hold one end at navel while you bring around other end, then hand to SP.*

Please take a normal breath and exhale, holding your breath at the end of the exhale.

► *Record measurement on the tape to the nearest 1/4 inch after SP exhales*

You can stop now.





# WAIST CIRCUMFERENCE — RESULTS

WC2

**Measurement difficulties (mark all that apply):**

- 1. None
- 2. SP had breathing difficulties
- 3. SP unable to hold breath at end of exhale
- 4. SP gave less than full effort due to illness, pain, or other symptoms or discomfort
- 5. SP gave less than full effort for non-health reason
- 6. SP had difficulty or unable to locate navel
- 9. Other, specify:

WC3

1. COMPLETED

2. ATTEMPTED

3. NOT ATTEMPTED

WC4

WC8

**Tape measure reading:**

		.			INCHES
--	--	---	--	--	--------



**PEAK AIR FLOW**  
Next Page

**Reasons not attempted:**

**Mark all that apply**

- 1. SP felt unsafe
- 2. Proxy felt unsafe for SP
- 3. You felt unsafe for SP/SP unsteady with support
- 4. SP unable to understand directions
- 5. SP Refused
- 9. Other, specify:



**PEAK AIR FLOW**  
Next Page

WC5

Bulky clothing worn

WC6

**Measured by:**

1. You     2. SP

WC7

**Activity position:**

- 1. Standing
- 2. Sitting
- 3. Lying down



**PEAK AIR FLOW**  
Next Page



THIS PAGE INTENTIONALLY LEFT BLANK



## PEAK AIR FLOW

- Remove peak air flow meter from case and wipe with antibacterial cloth
- Attach interviewer cardboard mouthpiece to meter
- Determine position for SP to perform activity:
  - If SP can stand unassisted, perform activity with SP **standing up**
  - If SP cannot stand or has difficulty, perform activity with SP **sitting**
  - If SP cannot sit unassisted, perform activity with SP **lying down**
- Allow for **at least 30 seconds** between SP attempts
- When reading peak air flow meter, if the sliding marker falls between two hash marks, round **down** to the next number




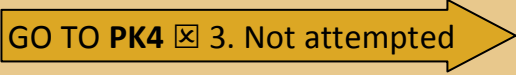
## PEAK AIR FLOW 1

Now I'm going to ask you to perform a simple activity that will measure how fast you can push out air from your lungs. When you blow into this instrument, the value of the biggest, fastest "huff" of air will be recorded. It is important that you blow as hard and as fast as you can. I would like you to perform the activity 2 times.

When we are ready to begin, I'll ask you to get into position. Take as deep a breath as possible. Open your mouth and close your lips firmly around the outside of the mouthpiece, and then blow as hard and as fast as you can into the mouthpiece. Like this.

➤ *Demonstrate activity position and movement*

Do you think it would be safe to try this?

PK1	
<input type="checkbox"/> YES 	<input type="checkbox"/> NO 

- *Remove interviewer mouthpiece from meter*
- *Help SP into position, hand meter to SP*
- *Open sealed bag with SP mouthpiece*

Please take this new mouthpiece out of the bag and fit it into the meter. Tap it lightly with the palm of your hand to make sure it is firmly attached.

- *Check SP's position: mouthpiece attached, meter in hands, fingers clear of sliding marker and air holes*
- *Reset meter to 0*

Please take a deep breath, place your lips around the outside of the mouthpiece, and blow as hard and as fast as you can into the mouthpiece.

# PEAK AIR FLOW 1 — RESULTS

PK2

**Activity position:**

- 1. Standing
- 2. Sitting
- 3. Lying down

PK3

**Effort given:**

- 1. Full effort
- 2. SP gave less than full effort due to illness, pain, or other symptoms or discomfort
- 3. SP gave less than full effort for non-health reason

PK4

1. COMPLETED

2. ATTEMPTED

3. NOT ATTEMPTED

PK5

**Meter reading:**

--	--	--

L/MIN



**PEAK AIR FLOW 2**  
Next Page

PK6

**Reasons not attempted:**  
**Mark all that apply**

- 1. SP felt unsafe
- 2. Proxy felt unsafe for SP
- 3. You felt unsafe for SP/SP unsteady with support
- 4. SP unable to understand directions
- 9. Other, specify:

**GO TO CLOSING p.44**



## PEAK AIR FLOW 2

➤ *Reset meter to 0*

Now let's try a second time. Again, place your lips around the outside of the mouthpiece, and blow as hard and as fast as you can into the mouthpiece.



# PEAK AIR FLOW 2 — RESULTS

PK7

**Activity position:**

- 1. Standing
- 2. Sitting
- 3. Lying down

PK8

**Effort given:**

- 1. Full effort
- 2. SP gave less than full effort due to illness, pain, or other symptoms or discomfort
- 3. SP gave less than full effort for non-health reason

PK9

1. COMPLETED

2. ATTEMPTED

3. NOT ATTEMPTED

PK10

**Meter reading:**

--	--	--

L/MIN

  
**CLOSING**  
Next Page

PK11

**Reasons not attempted:**  
Mark all that apply

- 1. SP felt unsafe
- 2. Proxy felt unsafe for SP
- 3. You felt unsafe for SP/SP unsteady with support
- 4. SP unable to understand directions
- 9. Other, specify:

  
**CLOSING**  
Next Page



THIS PAGE INTENTIONALLY LEFT BLANK





## CLOSING

Record end time:

<input type="text"/>	<input type="text"/>	:	<input type="text"/>	<input type="text"/>	<input type="checkbox"/> AM
HRS			MINS		<input type="checkbox"/> PM

Put away all equipment:

- Remove SP mouthpiece from peak flow meter and put in trash bag
- Place peak flow meter and dynamometer in proper cases
- Remove all tape from floor
- Gather up all trash, put in bag
- Put all equipment in NHATS tote bag
- Return any borrowed chairs to original area
- Rearrange any moved furniture to original position

GO TO CAPI

Closing



---

## NHATS Round 1

Section      HW      [HEIGHT AND WEIGHT]

Sequence: 31

---

**HW1PRE**

**HW1PRE**

NOT ON FILE

**QUESTION TEXT**

Now, I have a few questions about {your/SP's} height and weight.

PRESS 1 AND ENTER TO CONTINUE

---

**HW2**

**hw1currweigh**

R1 HW2 YOU CURRENTLY WEIGH

**QUESTION TEXT:**

How much {do you/does SP} currently weigh?

ENTER WEIGHT IN POUNDS

**ENTER NUMBER**

Range

65 to 600

Soft Range

90 to 300

REFUSED

DON'T KNOW

**PROGRAMMER INSTRUCTIONS:**

Hard range: 65-600.

Soft range: 90-300.

---

**HW3**

**hw1weight50**

R1 HW3 WEIGH AT ABOUT AGE 50

**DISPLAY INSTRUCTIONS:**

Display "age 50" in bold underlined text.

**QUESTION TEXT:**

What was {your/SP's} usual weight at about age 50? If you don't remember exactly, please make your best guess.

ENTER WEIGHT IN POUNDS

**ENTER NUMBER**

Range

65 to 600

Soft Range

90 to 300

REFUSED

DON'T KNOW

**PROGRAMMER INSTRUCTIONS:**

Hard range: 65-600.

Soft range: 90-300.

---

**HW4**

**hw1lst10pnds**

R1 HW4 LOST 10 POUNDS IN LAST YR

**DISPLAY INSTRUCTIONS:**

Display "lost 10 or more pounds" in bold underlined text.

**QUESTION TEXT:**

{Have you/Has SP} lost 10 or more pounds in the last 12 months?

**CODES**

1	YES	
2	NO	HW7
	REFUSED	HW7
	DON'T KNOW	HW7

**HW5**

**hw1trytolose**

R1 HW5 WERE YOU TRYNG LOSE WEGHT

**QUESTION TEXT:**

{Were you/Was SP} trying to lose weight?

**CODES**

1	YES	
2	NO	
	REFUSED	
	DON'T KNOW	

**HW7**

**kw1howtallft**

R1 HW7 HOW TALL ARE YOU FEET

**DISPLAY INSTRUCTIONS:**

Display HW7 and HW8 on the same screen.

**QUESTION TEXT:**

How tall {are you/is SP}?

ENTER HEIGHT IN FEET

**ENTER NUMBER**

Range	3 to 7
Soft Range	4 to 6
REFUSED	HW9
DON'T KNOW	HW9

**PROGRAMMER INSTRUCTIONS:**

Hard range: 3-7.

Soft range: 4-6.

**HW8**

**kw1howtallin**

R1 HW8 HOW TALL ARE YOU INCHES

**DISPLAY INSTRUCTIONS:**

Display HW7 and HW8 on the same screen.

**QUESTION TEXT:**

[How tall {are you/is SP?}]

ENTER HEIGHT IN INCHES

**ENTER NUMBER**

Range 0 to 11  
REFUSED  
DON'T KNOW

**PROGRAMMER INSTRUCTIONS:**

Range: 0-11

**HW9**

**hw1tal50feet**

R1 HW9 HOW TALL AT AGE 50 FEET

**DISPLAY INSTRUCTIONS:**

Display HW9 and HW10 on the same screen.

Display "age 50" in bold underlined text.

**QUESTION TEXT:**

How tall {were you/was SP} without shoes at about age 50? If you don't remember exactly, please make your best guess.

ENTER HEIGHT IN FEET

**ENTER NUMBER**

Range 3 to 7  
Soft Range 4 to 6  
REFUSED SECTION EL  
DON'T KNOW SECTION EL

**PROGRAMMER INSTRUCTIONS:**

Hard range: 3-7.

Soft range: 4-6.

**HW10**

**hw1tal50inch**

R1 HW10 HOW TALL AT AGE 50 INCHS

**DISPLAY INSTRUCTIONS:**

Display HW9 and HW10 on the same screen.

Display "age 50" in bold underlined text.

**QUESTION TEXT:**

[How tall {were you/was SP} without shoes at about age 50? If you don't remember exactly, please make your best guess.]

ENTER HEIGHT IN INCHES

**ENTER NUMBER**

Range 0 to 11

REFUSED  
DON'T KNOW

**PROGRAMMER INSTRUCTIONS:**

Range 0-11

Go to Section EL - Early Life

---

---

# NHATS Round 1

Section EL [EARLY LIFE]

Sequence: 32

---

**EL1PRE**

**EL1PRE**

NOT ON FILE

**QUESTION TEXT**

Now I want to ask a few questions about when {you were/SP was} younger.

PRESS 1 AND ENTER TO CONTINUE

---

**EL1**

**e1borninus**

R1 EL1 WERE YOU BORN IN THE US

**QUESTION TEXT:**

{Were you/Was SP} born in the United States?

**CODES**

1	YES	
2	NO	EL3
	REFUSED	EL3
	DON'T KNOW	EL3

---

**EL2**

**e1stateborn (Restricted)**

R1 EL2 WHAT STATE WERE YOU BORN

**QUESTION TEXT:**

In what state {were you/was SP} born?

TYPE THE FIRST LETTER OF THE STATE, THEN USE ARROW KEYS IF NEEDED TO LOCATE STATE, AND PRESS ENTER TO SELECT

	REFUSED	EL5
	DON'T KNOW	EL5

**PROGRAMMER INSTRUCTIONS:**

Use lookup file of state names.  
Display response label for state name selected.  
All responses skip to EL5.

---

**EL3**

**e1cntryborn (Restricted)**

R1 EL3 WHAT CONTRY WERE YOU BORN

**QUESTION TEXT:**

In what country {were you/was SP} born?

TYPE THE FIRST 3 LETTERS OF THE COUNTRY. THEN USE ARROW KEYS TO LOCATE COUNTRY, AND PRESS ENTER TO SELECT. IF COUNTRY IS NOT LISTED, SELECT 'NOT ON LIST'

	REFUSED	
	DON'T KNOW	

**PROGRAMMER INSTRUCTIONS:**

Use the 'Country List' as lookup file.  
Enable alphabetic search.  
Display response label for country selected  
If "NOT ON LIST SELECTED", go to EL3a.  
Otherwise, go to EL4a.

---

**EL3A**

**EL3A**

NOT ON FILE

**QUESTION TEXT:**

SPECIFY COUNTRY OF BIRTH

ENTER TEXT

ENTER TEXT

Length

50

---

**EL4A**

**e11dage2us**

R1 D AGE CAME TO US

**QUESTION TEXT:**

In about what year did {you/SP} first come to live in the United States?

ENTER YEAR [EL5]

ENTER NUMBER

REFUSED  
DON'T KNOW

EL5

**PROGRAMMER INSTRUCTIONS:**

Hard range CURRENT YEAR – 110  
Soft range CURRENT YEAR – 65

If year entered is  $\leq$  SP BIRTH YEAR from IS6, display error message "INVALID RESPONSE. YEAR CAME TO UNITED STATES CANNOT BE EARLIER THAN SP BIRTH YEAR."

---

**EL4B**

**e11dage2us**

R1 D AGE CAME TO US

**QUESTION TEXT:**

At about what age did {you/SP} first come to live in the United States?

IF LESS THAN 1 YEAR OLD, ENTER 0

ENTER AGE

ENTER NUMBER

Range  
Soft Range  
REFUSED  
DON'T KNOW

0 to 110  
0 to 65

**PROGRAMMER INSTRUCTIONS:**

Hard range 0-110  
Soft range 0-65

If age entered > SP AGE, display error message "INVALID RESPONSE. AGE CAME TO UNITED STATES CANNOT BE GREATER THAN CURRENT AGE."

---

**EL5**

**el1hlthchild**

R1 EL5 YOUR HELATH AS CHILD

**QUESTION TEXT:**

Thinking about when {you were/SP was} growing up, would you say that {you/his/her} health as a child was excellent, very good, good, fair, or poor?

**CODES**

- 1 EXCELLENT
  - 2 VERY GOOD
  - 3 GOOD
  - 4 FAIR
  - 5 POOR
  - REFUSED
  - DON'T KNOW
- 

**EL6**

**el1fingrowup**

R1 EL6 WELL OFF FINANLY GROWG UP

**QUESTION TEXT:**

SHOW CARD EL1

How well off financially {was your/was SP's} family when {you were/{he/she} was} growing up? Was it well off, above average, average, below average, or poor?

**CODES**

- 1 WELL OFF
  - 2 ABOVE AVERAGE
  - 3 AVERAGE
  - 4 BELOW AVERAGE
  - 5 POOR
  - REFUSED
  - DON'T KNOW
- 

**EL7**

**el1lvbpar15**

R1 EL7 LIV W BTH PRNTS TO AGE 15

**DISPLAY NSTRUCTIONS:**

Display "both" in bold underlined text.

**QUESTION TEXT:**

Did {you/SP} live with both of {your/his/her} parents (birth or adopted) for most of {your/his/her} childhood up to the age of 15?



**CODES**

1	YES	BOX EL9
2	NO	
	REFUSED	BOX EL9
	DON'T KNOW	BOX EL9

---

**EL8**

**el1lvwmofaor**

R1 EL8 LIV W MOTHER FATHR OR OTH

**QUESTION TEXT:**

Did {you/SP} live with {your/his/her} mother only, {your/his/her} father only, another relative, or with non-relatives?

**CODES**

1	MOTHER ONLY
2	FATHER ONLY
3	ANOTHER RELATIVE
4	NON-RELATIVES
5	VARIED/MOVED AROUND
	REFUSED
	DON'T KNOW

---

**BOX EL9**

**BOXEL9**

NOT ON FILE

If (EL1=2 (NO, BORN OUTSIDE THE U.S.), DK, or RF) and (EL4b>15 or (EL4a-SP'S BIRTH YEAR>15)), go to EL10.  
Otherwise, go to EL9a.

---

**EL9A**

**el1lvctytn15 (Restricted)**

R1 EL9A WHR LIV CITY/TOWN AGE 15

**QUESTION TEXT:**

Where did {you/SP} live when {you were/{he/she} was} age 15?

ENTER CITY/TOWN

CONFIRM SPELLING

**ENTER TEXT**

Length

25

---

**EL9B**

**el1stlivag15 (Restricted)**

R1 EL9B STATE LIVED AT AGE 15

**QUESTION TEXT:**

[Where did {you/SP} live when {you were/{he/she} was} age 15?]

TYPE THE FIRST LETTER OF THE STATE, THEN USE ARROW KEYS IF NEEDED TO LOCATE STATE, AND PRESS ENTER TO SELECT.

REFUSED  
DON'T KNOW

**PROGRAMMER INSTRUCTIONS:**

Use the lookup file of state names.  
Display response label for state name selected.

**EL10**

**el1higstschl**

R1 EL10 HGHST DGREE SCOOOL COMPLD

**QUESTION TEXT:**

SHOW CARD EL2

What is the highest degree or level of school {you/SP} completed?

**CODES**

- 1 NO SCHOOLING COMPLETED
- 2 1<sup>ST</sup>-8<sup>TH</sup> GRADE
- 3 9<sup>TH</sup>-12<sup>TH</sup> GRADE (NO DIPLOMA)
- 4 HIGH SCHOOL GRADUATE (HIGH SCHOOL DIPLOMA OR EQUIVALENT)
- 5 VOCATIONAL, TECHNICAL, BUSINESS, OR TRADE SCHOOL CERTIFICATE OR DIPLOMA (BEYOND HIGH SCHOOL LEVEL)
- 6 SOME COLLEGE BUT NO DEGREE
- 7 ASSOCIATE'S DEGREE
- 8 BACHELOR'S DEGREE
- 9 MASTER'S, PROFESSIONAL, OR DOCTORAL DEGREE
- REFUSED
- DON'T KNOW

**BOX EL11**

**BOXEL11**

NOT ON FILE

If any HOUSEHOLD MEMBER RELATIONSHIP = 13 (MOTHER), set EL11=1 (YES) and go to BOX EL12.  
Otherwise go to EL11

**EL11**

**el1mothalive**

R1 EL11 YOUR MOTHER STILL LIVING

**QUESTION TEXT:**

Is {your/SP's} mother still living?

**CODES**

- 1 YES
- 2 NO
- REFUSED
- DON'T KNOW

**BOX EL12**

**BOXEL12**

NOT ON FILE

If any HOUSEHOLD MEMBER RELATIONSHIP = 16(FATHER), set EL12=1 (YES) and go to Section RL – Race, Ethnicity, Language.  
Otherwise go to EL12

---

**EL12**

**e1fathalive**

R1 EL12 YOUR FATHER STILL LIVING

**QUESTION TEXT:**

Is {your/SP's} father still living?

**CODES**

- 1 YES
- 2 NO
- REFUSED
- DON'T KNOW

**PROGRAMMER INSTRUCTIONS:**

Go to Section RL – Race, Ethnicity, Language.

---

<b>Derived Variables from Items in EL Section</b>	
<b>e1dage2us</b>	R1 D AGE CAME TO US
<b>e1dsameres</b>	R1 D CITY STATE NOW AND AGE 15

---

# NHATS Round 1

Section RL [RACE, ETHNICITY, LANGUAGE]

Sequence: 34

---

**RL1PRE**

**RL1PRE**

NOT ON FILE

**QUESTION TEXT**

Now we'd like to ask you some questions about {your/SP's} race and ethnic background.

PRESS 1 AND ENTER TO CONTINUE

---

**RL1**

**rl1yourrace1 (Sensitive)**

R1 RL1 RACE OF SP WHITE

**rl1yourrace2 (Sensitive)**

R1 RL1 RACE OF SP AFRICN AMERICN

**rl1yourrace3 (Sensitive)**

R1 RL1 RACE OF SP AMERICN INDIAN

**rl1yourrace4 (Sensitive)**

R1 RL1 RACE OF SP ALASKA NATIVE

**rl1yourrace5 (Sensitive)**

R1 RL1 RACE OF SP ASIAN

**rl1yourrace6 (Sensitive)**

R1 RL1 RACE OF SP NATIVE HWAIIAN

**rl1yourrace7 (Sensitive)**

R1 RL1 RACE OF SP PACIFIC ISLNDR

**rl1yourrace8 (Sensitive)**

R1 RL1 RACE OF SP OTHER SPECIFY

**QUESTION TEXT:**

SHOW CARD RL1

What race {do you/does SP} consider {yourself/himself/herself} to be: White, Black or African American, American Indian, Alaska Native, Asian, Native Hawaiian, Pacific Islander, or something else?

SELECT ALL THAT APPLY

**CODES**

**Code All That Apply**

1	WHITE/CAUCASIAN	BOX RL2
2	BLACK/AFRICAN AMERICAN	BOX RL 2
3	AMERICAN INDIAN	BOX RL2
4	ALASKA NATIVE	BOX RL2
5	ASIAN	BOXRL2
6	NATIVE HAWAIIAN	BOX RL2
7	PACIFIC ISLANDER	BOX RL2
8	OTHER (SPECIFY)	
	REFUSED	BOX RL2
	DON'T KNOW	BOX RL2

**PROGRAMMER INSTRUCTIONS:**

Allow select all that apply.

---

**RL1A**

**RL1A**

NOT ON FILE

**QUESTION TEXT:**

SPECIFY OTHER RACE

**ENTER TEXT**

Length

75

---

**BOX RL2****BOXRL2**

NOT ON FILE

If more than one response category selected at RL1, continue.

Otherwise, go to RL3.

---

**RL2****r11primarace (Sensitive)**

R1 RL2 RACE CONSID YRSLF PRIMRLY

**DISPLAY INSTRUCTIONS:**

Display “or” between each race in question text.

In question text, display only response categories selected at RL1.

Display only response codes from categories selected at RL1.

**QUESTION TEXT:**

{Do you consider yourself/Does SP consider {himself/herself}} primarily {RESPONSE CATEGORIES SELECTED AT RL1}?

**CODES****Code All That Apply**

- |   |                              |
|---|------------------------------|
| 1 | WHITE/CAUCASIAN              |
| 2 | BLACK/AFRICAN AMERICAN       |
| 3 | AMERICAN INDIAN              |
| 4 | ALASKA NATIVE                |
| 5 | ASIAN                        |
| 6 | NATIVE HAWAIIAN              |
| 7 | PACIFIC ISLANDER             |
| 8 | OTHER RACE SPECIFIED AT RE1A |
|   | REFUSED                      |
|   | DON'T KNOW                   |
- 

**RL3****r11hisplatno (Sensitive)**

R1 RL3 CNSDR YRSF HSPAN OR LATNO

**QUESTION TEXT:**

{Do you/Does SP} consider {yourself/himself/herself} Hispanic or Latino?

**CODES**

- |   |            |     |
|---|------------|-----|
| 1 | YES        |     |
| 2 | NO         | RL5 |
|   | REFUSED    | RL5 |
|   | DON'T KNOW | RL5 |
- 

**RL4****r11mexpurcu1 (Sensitive)**

R1 RL4 HISP ETHNCTY MEXICAN AMER

**r11mexpurcu2 (Sensitive)**

R1 RL4 HISP ETHNCTY PUERO RICAN

**r11mexpurcu3 (Sensitive)**

R1 RL4 HISP ETHNCTY CUBAN AMER

**r11mexpurcu4 (Sensitive)**

R1 RL4 HISP ETHNCTY OTHR SPECIFY

**r11mexpurcu5 (Sensitive)**

R1 RL4 HISP ETHNCTY DOMINICAN (from RL4A)

**r11mexpurcu6 (Sensitive)**

R1 RL4 HISP ETHNCTY CENTRAL AMER (from RL4A)

**r11mexpurcu7 (Sensitive)**

R1 RL4 HISP ETHNCTY SOUTH AMER (from RL4A)

**r11mexpurcu8 (Sensitive)**

R1 RL4 HISP ETHNCTY SPANISH (from RL4A)

**QUESTION TEXT:**

SHOW CARD RL2

Would {you/SP} say {you are/{he/she} is} Mexican American, Puerto Rican, Cuban American, or something else?

SELECT ALL THAT APPLY

**CODES**

**Code All That Apply**

1	MEXICAN AMERICAN/CHICANO	RL5
2	PUERTO RICAN	RL5
3	CUBAN AMERICAN	RL5
4	OTHER (SPECIFY)	
	REFUSED	RL5
	DON'T KNOW	RL5

**PROGRAMMER INSTRUCTIONS:**

Allow select all that apply.

**RL4A**

**RL4A**

NOT ON FILE

**QUESTION TEXT:**

SPECIFY OTHER HISPANIC OR LATINO GROUP

**ENTER TEXT**

Length

75

**RL5**

**r11condspanh**

R1 RL5 INTRVIW CONDUCTD IN SPANSH

**QUESTION TEXT:**

IS THIS INTERVIEW BEING CONDUCTED IN SPANISH?

**CODES**

1	YES	RL7
2	NO	

**RL6**

**r11spkothlan**

R1 RL6 SPEAK LANG OTH THN ENGLSH

**QUESTION TEXT:**

{Do you/Does SP} speak a language other than English?

**CODES**

1	YES	
2	NO	SECTION VA
	REFUSED	SECTION VA
	DON'T KNOW	SECTION VA

---

**RL7****r1unspokeng**

R1 RL7 HOW UNDRSTND SPOKEN ENGL

**QUESTION TEXT:**

How well would you say {you understand/SP understands} English when someone is speaking to {you/him/her}? Would you say very well, well, not well, or not at all?

**CODES**

- 1 VERY WELL
- 2 WELL
- 3 NOT WELL
- 4 NOT AT ALL
- REFUSED
- DON'T KNOW

---

**RL8****r1spkengwel**

R1 RL8 HOW WELL SPEAK ENGLISH

**QUESTION TEXT:**

How well would you say {you speak/SP speaks} English? Would you say very well, well, not well, or not at all?

**CODES**

- 1 VERY WELL
- 2 WELL
- 3 NOT WELL
- 4 NOT AT ALL
- REFUSED
- DON'T KNOW

**PROGRAMMER INSTRUCTIONS:**

Go to Section VA – Veteran's Status.

---

**Derived Variables from Items in RL Section****r1dracehisp**

R1 D RACE AND HISPANIC ETHNICITY

---

# NHATS Round 1

Section VA [VETERAN'S STATUS]

Sequence: 35

---

**VA1**

**va1serarmfor**

R1 VA1 SERVED IN ARMED FORCES

**QUESTION TEXT:**

Did {you/SP} ever serve on active duty in the Armed Forces of the United States?

**CODES**

1	YES	
2	NO	VA3
	REFUSED	SECTION WB
	DON'T KNOW	SECTION WB

---

**VA2**

**va1whnserva1 (Sensitive)**

R1 VA2 WHEN SERVD BEFRE NOV 1941

**va1whnserva2 (Sensitive)**

R1 VA2 WHN SERVD WWII

**va1whnserva3 (Sensitive)**

R1 VA2 WHN SERVD 1947 TO 1950

**va1whnserva4 (Sensitive)**

R1 VA2 WHN SERVD KOREAN WAR

**va1whnserva5 (Sensitive)**

R1 VA2 WHN SERVD 1955 TO 1964

**va1whnserva6 (Sensitive)**

R1 VA2 WHN SERVD VIETNAM ERA

**va1whnserva7 (Sensitive)**

R1 VA2 WHN SERVD 1975 TO 1990

**va1whnserva8 (Sensitive)**

R1 VA2 WHN SERVD 1990 TO 2001

**va1whnserva9 (Sensitive)**

R1 VA2 WHN SERVD 2001 OR LATER

**QUESTION TEXT:**

SHOWCARD VA1

When did {you/SP} serve on active duty in the U.S. Armed Forces?

SELECT ALL THAT APPLY

SELECT EACH PERIOD SP SERVED, EVEN IF IT WAS ONLY FOR PART OF THE PERIOD

**CODES**

**Code All That Apply**

1	NOVEMBER 1941 OR EARLIER
2	WORLD WAR II (DECEMBER 1941-DECEMBER 1946)
3	JANUARY 1947 – JUNE 1950
4	KOREAN WAR (JULY 1950 – JANUARY 1955)
5	FEBRUARY 1955 – JULY 1964
6	VIETNAM ERA (AUGUST 1964 – APRIL 1975)
7	MAY 1975 – JULY 1990
8	AUGUST 1990 – AUGUST 2001 (INCLUDING PERSIAN GULF WAR)
9	SEPTEMBER 2001 OR LATER
	REFUSED
	DON'T KNOW

**PROGRAMMER INSTRUCTIONS:**

Allow code all that apply.

---



**VA3**

**va1memnatgrd**

R1 VA3 MEMBER OF NATIONAL GUARD

**QUESTION TEXT:**

{Were you/Was SP} ever an active member of a National Guard or military reserve unit?

**CODES**

1	YES	
2	NO	SECTION WB
	REFUSED	SECTION WB
	DON'T KNOW	SECTION WB

---

---

## NHATS Round 1

Section      **WB**    **[WELL-BEING]**

Sequence: 36

---

**BOX WB1PRE**

**BOXWB1PRE**

NOT ON FILE

If PROXY flag=1 (YES), go to Section IP – Insurance Plans.

Otherwise, continue.

---

**WB1PRE**

**WB1PRE**

NOT ON FILE

### QUESTION TEXT

The next few questions focus on your feelings over the last month.

PRESS 1 AND ENTER TO CONTINUE

---

**WB1**

**wb1offelche1**

R1 WB1 OFTEN YOU FEEL CHEERFUL

**wb1offelche2**

R1 WB1 OFTEN YOU FEEL BORED

**wb1offelche3**

R1 WB1 OFTEN YOU FEEL FULLOFLIFE

**wb1offelche4**

R1 WB1 OFTEN YOU FEEL UPSET

### DISPLAY INSTRUCTIONS:

Use “Same Question Stem” display

If at WB1a, do not display question text in brackets.

Otherwise, display question text in brackets.

### QUESTION TEXT:

SHOW CARD WB1

{{}}During the last month, how often did you feel{{}}

{variable text [a-d]}

RESPONSE [1] a. cheerful?

RESPONSE [2] b. bored?

RESPONSE [3] c. full of life?

RESPONSE [4] d. upset?

{{}}Would you say every day, most days, some days, rarely, or never?{{}}

### CODES

- 1            EVERY DAY (7 DAYS A WEEK)
- 2            MOST DAYS (5-6 DAYS A WEEK)
- 3            SOME DAYS (2-4 DAYS A WEEK)
- 4            RARELY (ONCE A WEEK OR LESS)
- 5            NEVER  
              REFUSED  
              DON'T KNOW

### PROGRAMMER INSTRUCTIONS:

Array the responses and Variable text columns in the panel.  
Display 'variable text' in the a-d sequence until all rows have been displayed.

---

<b>WB2</b>	<b>wb1truestme1</b>	R1 WB2 SP LIFE HAS MEANING PURPS
	<b>wb1truestme2</b>	R1 WB2 SP FEELS CONFIDENT
	<b>wb1truestme3</b>	R1 WB2 SP GAVE UP IMPROVING LIFE
	<b>wb1truestme4</b>	R1 WB2 SP LIKES LIVING SITUATION

**DISPLAY INSTRUCTIONS:**

Use "Same Question Stem" display

If at WB2a, do not display question text in brackets.

Otherwise, display question text in brackets.

**QUESTION TEXT:**

{[]Next, tell me whether you agree a lot, a little, or not at all with the following statements about your life.[]}

{variable text [a-d]}

RESPONSE [1] a. My life has meaning and purpose.

RESPONSE [2] b. I feel confident and good about myself.

RESPONSE [3] c. I gave up trying to improve my life a long time ago.

RESPONSE [4] d. I like my living situation very much.

**CODES**

1	AGREE A LOT
2	AGREE A LITTLE
3	AGREE NOT AT ALL
	REFUSED
	DON'T KNOW

**PROGRAMMER INSTRUCTIONS:**

Array the responses and Variable text columns in the panel.  
Display 'variable text' in the a-d sequence until all rows have been displayed.

---

<b>WB3</b>	<b>wb1ageyofeel</b>	R1 WB3 AGE YOU FEEL MOST OF TIME
------------	---------------------	----------------------------------

**QUESTION TEXT:**

Sometimes people feel older or younger than their age. During the last month, what age did you feel most of the time?

ENTER AGE

**ENTER NUMBER**

Range	18 to 110
REFUSED	
DON'T KNOW	

---

<b>WB4</b>	<b>wb1agrwtmt1</b>	R1 WB4 SP SELF DETERMINATION
------------	--------------------	------------------------------

**wb1agrwtmt2**

R1 WB4 SP WANTS-FINDS WAY TO DO

**wb1agrwtmt3**

R1 WB4 SP ADJUSTS TO CHANGE

**DISPLAY INSTRUCTIONS:**

Use "Same Question Stem" display

If at WB4a, do not display question text in brackets.

Otherwise, display question text in brackets.

**QUESTION TEXT:**

{[]For these last few statements, please tell me if you agree a lot, a little, or not at all.[]}

{variable text [a-c]}

RESPONSE [1] a. Other people determine most of what I can and cannot do.

RESPONSE [2] b. When I really want to do something, I usually find a way to do it.

RESPONSE [3] c. I have an easy time adjusting to change.

**CODES**

- |   |                  |
|---|------------------|
| 1 | AGREE A LOT      |
| 2 | AGREE A LITTLE   |
| 3 | AGREE NOT AT ALL |
|   | REFUSED          |
|   | DON'T KNOW       |

**PROGRAMMER INSTRUCTIONS:**

Array the responses and Variable text columns in the panel.

Display 'variable text' in the a-c sequence until all rows have been displayed.

Go to Section IP – Insurance Plans.

---

---

## NHATS Round 1

Section IP [INSURANCE PLANS]

Sequence: 37

---

**IP1PRE**

**IP1PRE**

NOT ON FILE

**QUESTION TEXT**

Now we have a few questions about {your/SP's} health insurance.

PRESS 1 AND ENTER TO CONTINUE

---

**IP1**

**ip1covmedcad**

R1 IP1 COVERED BY MEDICARE PART D

**QUESTION TEXT:**

{Are you/Is SP} (currently) covered by or enrolled in a Medicare Prescription Drug plan, also called Part D?

**CODES**

1	YES	IP3
2	NO	
	REFUSED	
	DON'T KNOW	

---

**IP2**

**ip1otdrugcov**

R1 IP2 DRUG COVERG SOME OTHR WAY

**QUESTION TEXT:**

{Do you/Does SP} have prescription drug coverage through a current or former employer or some other way?

**CODES**

1	YES	
2	NO	
	REFUSED	
	DON'TKNOW	

---

**IP3**

**ip1mgapmedsp**

R1 IP3 MEDIGAP OR MEDICARE SUPP

**QUESTION TEXT:**

Some people have additional coverage besides Medicare to pay for doctors and other medical care. This is sometimes referred to as Medigap or a Medicare Supplement. {Do you/Does SP} have this type of health insurance coverage?

**CODES**

1	YES	
2	NO	
	REFUSED	
	DON'TKNOW	

---

**IP4****ip1cmedicaid**

R1 IP4 COV BY STATE MEDICAID PRG

**DISPLAY INSTRUCTIONS:**

Display “, also known as {STATE NAME FOR MEDICAID PROGRAM},” and “{STATE NAME FOR MEDICAID PROGRAM}” if state name for Medicaid is not “Medicaid”.

Otherwise display “Medicaid”

**QUESTION TEXT:**

Medicaid {, also known as {STATE NAME FOR MEDICAID PROGRAM},} is a state program for low-income people or for people on public assistance. Sometimes people with very large medical bills are also covered by Medicaid.

{Are you/Is SP} now covered by {Medicaid/{STATE NAME FOR MEDICAID PROGRAM}}?

**CODES**

1	YES
2	NO REFUSED DON'T KNOW

**PROGRAMMER INSTRUCTIONS:**

Use NHATS State Name for Medicaid file for {STATE NAME FOR MEDICAID PROGRAM} display.

**IP5****ip1covtricar**

R1 IP5 COVERED BY TRICARE

**QUESTION TEXT:**

TRICARE is a health care program for active duty and retired members of the uniformed Armed Forces, their families, and survivors.

{Are you/Is SP} now covered by TRICARE?

**CODES**

1	YES
2	NO REFUSED DON'TKNOW

**IP6****ip1nginsnurs**

R1 IP6 NONGOV INSR FOR NURS HOME

**QUESTION TEXT:**

Not including government programs, {do you/does SP} have any insurance that would pay for a year or more of care in a nursing home, assisted living, or in {your/his/her} home?

**CODES**

1	YES	
2	NO	SECTION LF
	REFUSED	SECTION LF
	DON'TKNOW	SECTION LF

**IP7**

**ip1typcarco1**

R1 IP7 LTC INS NURSNG HOME COVD

**ip1typcarco2**

R1 IP7 LTC INS ASSISTD LVNG COVD

**ip1typcarco3**

R1 IP7 LTC INS HOME HEALTH COVD

**QUESTION TEXT:**

Which types of care are covered by {your/SP's} policy? Care in: a nursing home, assisted living, or care in {your/his/her} home?

SELECT ALL THAT APPLY

**CODES**

**Code All That Apply**

- |   |                                       |
|---|---------------------------------------|
| 1 | NURSING HOME CARE                     |
| 2 | ASSISTED LIVING                       |
| 3 | CARE BY HOME HEALTH PROVIDERS IN HOME |
|   | REFUSED                               |
|   | DON'T KNOW                            |

**PROGRAMMER INSTRUCTIONS:**

Allow code all that apply.

**IP8**

**ip1paypremms**

R1 IP8 HOW MUCH PAY IN PREMIUMS

**QUESTION TEXT:**

SHOW CARD IP1

For the year ending December {CURRENT YEAR-1}, how much altogether did {you/SP} pay in premiums? Would you say

**CODES**

- |   |                                  |
|---|----------------------------------|
| 1 | Less than \$1,000,               |
| 2 | \$1,000 to less than \$2,000,    |
| 3 | \$2,000 to less than \$3,000,    |
| 4 | \$3,000 to less than \$5,000, or |
| 5 | \$5,000 or more?                 |
|   | REFUSED                          |
|   | DON'T KNOW                       |

**IP9**

**ip1longhadpl**

R1 IP9 HOW LONG HAD THIS POLICY

**QUESTION TEXT:**

How long {have you/has SP} had this policy?

INDICATE RESPONSE UNIT

**CODES**

- |   |                  |            |
|---|------------------|------------|
| 1 | NUMBERS OF YEARS | IP9A       |
| 2 | AGE              | IP9B       |
|   | REFUSED          | SECTION LF |
|   | DON'T KNOW       | SECTION LF |

**IP9A****ip1numyears**

R1 IP9A NUMBER OF YEARS

**QUESTION TEXT:**

ENTER NUMBER OF YEARS SP HAS HAD POLICY

ENTER ZERO IF LESS THAN 1 YEAR

**ENTER NUMBER**

Range

0 to 40

**PROGRAMMER INSTRUCTIONS:**

Range 0-40

Go to Section LF – Labor Force

**IP9B****ip1agepurpol**

R1 IP9B AGE WHEN PURCHSD POLICY

**QUESTION TEXT:**

ENTER AGE OF SP WHEN PURCHASED POLICY

**ENTER NUMBER**

Range

30 to 110

Soft Range

40 to 90

**PROGRAMMER INSTRUCTIONS:**

Hard range 30-110

Soft range 40-90

Go to Section LF – Labor Force



---

# NHATS Round 1

Section LF [LABOR FORCE]

Sequence: 38

---

**LF1PRE**

**LF1PRE**

NOT ON FILE

**QUESTION TEXT**

We have some questions about {you/SP} and {your/his/her} family to help us understand how well people are managing financially these days.

PRESS 1 AND ENTER TO CONTINUE

---

**BOX LF1**

**BOXLF1**

NOT ON FILE

If FACILITY flag=1 (YES) and PA17 NE 1 (WORKED IN LAST MONTH), go to LF11.

Otherwise, go to LF1.

---

**LF1**

**If1workfpay**

R1 LF1 WORKED FOR PAY RECENTLY

**DISPLAY INSTRUCTIONS:**

If TODAY'S date is a Saturday, display "beginning on Sunday {MONTH, DAY OF SUNDAY PRIOR TO INTERVIEW}" and "today"

If TODAY'S date is not a Saturday, display "on Sunday {MONTH, DAY OF SUNDAY PRIOR TO THE SATURDAY BEFORE TODAY'S DATE}" and "on Saturday {MONTH, DAY OF SATURDAY PRIOR TO TODAY'S DATE}"

**QUESTION TEXT:**

Did you do any work for pay in the last week? By the last week, I mean the week beginning on Sunday {MONTH, DAY OF SUNDAY PRIOR TO TODAY/MONTH, DAY OF SUNDAY PRIOR TO THE SATURDAY BEFORE TODAY'S DATE} and ending {today/on Saturday {MONTH, DAY OF SATURDAY PRIOR TO TODAY'S DATE}}?

**CODES**

1	YES	LF4
2	NO	
3	RETIRED/DON'T WORK ANYMORE	LF11
	REFUSED	
	DON'T KNOW	

---

**LF2**

**If1abstlstwk**

R1 LF2 ABSENT FRM JOB LAST WEEK

**QUESTION TEXT:**

{Do you/Does SP} have a job from which {you were/{he/she} was} absent last week because of illness, vacation, or some other reason?

**CODES**

1	YES	LF4
2	NO	
3	RETIRED/DON'T WORK ANYMORE	LF11
	REFUSED	LF11

DON'T KNOW

LF11

**LF3**

**If1wrkplstmn**

R1 LF3 WORK FOR PAY IN LST MONTH

**QUESTION TEXT:**

Now think about last month, that is {MONTH BEFORE INTERVIEW MONTH}. Did {you/SP} do any work for pay at any time in the last month?

**CODES**

1	YES	LF8
2	NO	LF11
	REFUSED	LF11
	DON'T KNOW	LF11

**LF4**

**If1mrthnonjb**

R1 LF4 MOR THN ONE JOB LAST WEEK

**QUESTION TEXT:**

Last week, did {you/SP} have more than one job, including part-time, evening, or weekend work?

**CODES**

1	YES
2	NO
	REFUSED
	DON'T KNOW

**LF5**

**If1hrswkwork**

R1 LF5 HRS PR WEEK WORK MAIN JOB

**DISPLAY INSTRUCTIONS:**

If LF4=1 (YES), display "main job" and "By main job, I mean the job at which {you work/{he/she} works} the most hours."

Otherwise, display "job".

**QUESTION TEXT:**

How many hours per week {do you/does SP} usually work at {your/his/her}{job/main job}? {By main job, I mean the job at which {you work/{he/she} works} the most hours.}

ENTER NUMBER OF HOURS USUALLY WORK

IF NUMBER OF HOURS VARY EACH WEEK, ENTER 97

**ENTER NUMBER**

Range	1 to 70
REFUSED	LF8
DON'TKNOW	LF8

**BOX LF6**

**BOXLF6**

NOT ON FILE

If LF2=1 (YES, ABSENT LAST WEEK), go to LF7.  
Otherwise go to LF6.

---

**LF6**

**If1hrwrkltwk**

R1 LF6 HOURS WORK LAST WEEK

**QUESTION TEXT:**

How many hours did {you/SP} work last week?

ENTER NUMBER OF HOURS

**ENTER NUMBER**

Range	1 to 70
REFUSED	LF8
DON'T KNOW	LF8

**PROGRAMMER INSTRUCTIONS:**

ALL RESPONSES SKIP TO LF8

---

**LF7**

**If1hrwrklstw**

R1 LF7 HOW MNY HOURS DID YOU WRK

**QUESTION TEXT:**

You said {you were/SP was} absent from work last week. How many hours did {you/he/she} work the last week {you were/{he/she} was} at work?

ENTER NUMBER OF HOURS

**ENTER NUMBER**

Range	1 to 70
REFUSED	
DON'T KNOW	

---

**LF8**

**If1oftpaid**

R1 LF8 HOW OFTN PAID ON MAIN JOB

**DISPLAY INSTRUCTIONS:**

If LF4=1 (YES), display "In {your/SP's} main job, {are you/is {he/she}}"

Otherwise, display "Are you/Is SP".

**QUESTION TEXT:**

{{Are you/Is SP} /In {your/SP's} main job, {are you/is {he/she}} }paid every week, every two weeks, two times a month, or on some other schedule?

**CODES**

1	EVERY WEEK	LF9
2	EVERY TWO WEEKS	LF9
3	TWO TIMES A MONTH	LF9
4	OTHER SCHEDULE (SPECIFY)	
	REFUSED	LF9
	DON'T KNOW	LF9

---

**LF8A**

**LF8A**

NOT ON FILE

**QUESTION TEXT:**

SPECIFY OTHER PAYMENT SCHEDULE

**ENTER TEXT**

Length

25

**LF9**

**If1lstpaychk**

R1 LF9 HOW MUCH LAST PAYCHECK

**DISPLAY INSTRUCTIONS:**

If LF4=1 (YES), display “for {your/his/her} main job”

**QUESTION TEXT:**

How much was {your/SP's} last paycheck before taxes and any other deductions {for {your/his/her} main job}?

IF NEEDED: We don't need an exact dollar amount. An approximate amount is fine.

IF NEEDED: If it is easier, you can just tell me how much {you earn/SP earns} per hour or per day.

IF NEEDED: We know questions like these may be difficult to answer, but we need to know this to understand how people manage financially as they age and what effect this might have on their health.

**CODES**

- |   |                       |      |
|---|-----------------------|------|
| 1 | ENTER PAYCHECK AMOUNT |      |
| 2 | ENTER PAY PER HOUR    | LF9B |
| 3 | ENTER PAY PER DAY     | LF9C |
|   | REFUSED               | LF11 |
|   | DON'T KNOW            | LF11 |

**LF9A**

**If1psychamt**

R1 LF9A PAYCHECK AMOUNT

**QUESTION TEXT:**

ENTER PAYCHECK AMOUNT [LF10]

\$ \_\_\_\_\_

**ENTER NUMBER**

Range

1 to 999999

**PROGRAMMER INSTRUCTIONS:**

Use input mask in response field (\$999,999) so that dollar sign is displayed and commas are inserted appropriately.

**LF9B**

**If1perhrpay**

R1 LF9B PAY PER HOUR

**QUESTION TEXT:**

ENTER PAY PER HOUR [LF10]

\$ \_\_\_\_\_

**ENTER NUMBER**

Range

1 to 999.99

**PROGRAMMER INSTRUCTIONS:**

Use input mask in response field (\$999.99) so that dollar sign is displayed and decimal point is inserted appropriately.

---

**LF9C**

**lf1perdaypay**

R1 LF9C PAY PER DAY

**QUESTION TEXT:**

ENTER PAY PER DAY

\$ \_\_\_\_\_

**ENTER NUMBER**

Range

1 to 9999

**PROGRAMMER INSTRUCTIONS:**

Use input mask in response field (\$9,999) so that dollar sign is displayed and comma is inserted appropriately.

---

**LF10**

**lf1ernfrmwrk**

R1 LF10 AMT EARN FRM WRK LST MTH

**QUESTION TEXT:**

Now thinking about the month of {CURRENT MONTH -1 MONTH}, how much did {you/SP} earn altogether from any work {you/he/she} did in {CURRENT MONTH -1 MONTH}, before taxes and before any other deductions?

IF NEEDED: We don't need an exact dollar amount. An approximate amount is fine.

IF NEEDED: We know questions like these may be difficult to answer, but we need to know this to understand how people manage financially as they age and what effect this might have on their health.

ENTER DOLLAR AMOUNT

\$ \_\_\_\_\_

**ENTER NUMBER**

Range

1 to 999999

REFUSED

DON'T KNOW

**PROGRAMMER INSTRUCTIONS:**

Use input mask in response field (\$999,999) so that dollar sign is displayed and commas are inserted appropriately.

---

**LF11**

**lf1occupaton**

R1 LF11 OCCUPATION MOST OF LIFE

**QUESTION TEXT:**

We are interested in the work people did most of their lives. What kind of work was that? (In other

words, what was {your/SP's} occupation?)

**CODES**

- |   |  |          |
|---|--|----------|
| 1 | ENTER OCCUPATION                             |          |
| 2 | NEVER WORKED ENTIRE LIFE                     | BOX LF13 |
| 3 | HOMEMAKER/RAISED CHILDREN/WORKED IN THE HOME | BOX LF13 |
|   | REFUSED                                      | BOX LF13 |
|   | DON'T KNOW                                   | BOX LF13 |

---

**LF11A**

**If1doccptgy**

R1 D LONGEST OCCUPATION CATEGORY

**QUESTION TEXT:**

ENTER OCCUPATION DESCRIPTION

**ENTER TEXT**

Length

75

---

**BOX LF12**

**BOXLF12**

NOT ON FILE

If LF1 or LF2 or LF3 = 1 (YES), go to LF12.  
Otherwise, go to BOX LF13.

---

**LF12**

**If1diffwrknw**

R1 LF12 DO THS WRK SOMETHNG DIFF

**QUESTION TEXT:**

{Are you/Is SP} doing this kind of work now or {are you/is {he/she}} doing something different?

**CODES**

- |   |                     |  |
|---|---------------------|--|
| 1 | SAME KIND OF WORK   |  |
| 2 | SOMETHING DIFFERENT |  |
|   | REFUSED             |  |
|   | DON'T KNOW          |  |

---

**BOX LF13**

**BOXLF13**

NOT ON FILE

If [HH1= 1 (MARRIED) or 2 (LIVING WITH A PARTNER)] and [(HH11=1 (LIVES WITH SP) AND (FACILITY FLAG NE 1)) or HH12=1 (PRIVATE RESIDENCE)], go to LF13.

Otherwise, go to Section HP – Home Ownership.

---

**LF13**

**If1huswifwrk**

R1 LF13 HUSB WIFE PARTN PAY WORK

**DISPLAY INSTRUCTIONS:**

If PROXY flag = 1 (YES) and PROXY RELATIONSHIP = 2(SPOUSE/PARTNER), display "you".

Else if PROXY flag=1 (YES) display "SP's".

Otherwise display "your".

If PROXY RELATIONSHIP NE 2 and HH1=2 (LIVING WITH A PARTNER), display "partner"

Else if PROXY RELATIONSHIP NE 2 and HH5=1 (MALE), display "husband"

Else if PROXY RELATIONSHIP NE 2 and HH5=2 (FEMALE), display "wife"

**QUESTION TEXT:**

Did {you/your/SP's}{husband/wife/partner} do any work for pay in the month of {CURRENT MONTH-1 MONTH}?

**CODES**

1	YES	
2	NO	SECTION HP
	REFUSED	SECTION HP
	DON'T KNOW	SECTION HP

---

**LF14**

**If1huwpaearn**

R1 LF14 HUS WIFE PAR PAY LAT MTH

**DISPLAY INSTRUCTIONS:**

If PROXY flag = 1 (YES) and PROXY RELATIONSHIP = 2 (SPOUSE/PARTNER), display "you".

Else if PROXY flag =1 (YES), display "SP's".

Otherwise display "your".

If PROXY RELATIONSHIP NE 2 and HH1=2 (LIVING WITH A PARTNER), display "partner"

Else if PROXY RELATIONSHIP NE 2 and HH5=1 (MALE), display "husband"

Else if PROXY RELATIONSHIP NE 2 and HH5=2 (FEMALE), display "wife"

**QUESTION TEXT:**

In {CURRENT MONTH -1 MONTH}, how much altogether did {you/your/SP's}{husband/wife/partner} earn before taxes and before any other deductions?

IF NEEDED: We don't need an exact dollar amount. An approximate amount is fine.

IF NEEDED: We know questions like these may be difficult to answer, but we need to know this to understand how people manage financially as they age and what effect this might have on their health.

ENTER DOLLAR AMOUNT

\$ \_\_\_\_\_

**ENTER NUMBER**

Range	1 to 999999
REFUSED	SECTION HP
DON'T KNOW	SECTION HP

**PROGRAMMER INSTRUCTIONS:**

Use input mask in response field (\$999,999) so that dollar sign is displayed and commas are inserted appropriately.

Go to Section HP – Home Ownership

---

<b>Derived Variables from Items in LF Section</b>	
---	--

<b>lf1doccptgy</b>	R1 D LONGEST OCCUPATION CATEGORY
--------------------	----------------------------------



---

# NHATS Round 1

Section HP [HOME OWNERSHIP]

Sequence: 39

---

**BOX HP1**

**BOXHP1**

NOT ON FILE

If FACILITY flag = 1 (yes), go to Section IA – Income and Assets.  
Otherwise, go to HP1.

---

**HP1**

**hp1ownrentot**

R1 HP1 OWN RENT OR OTHER

**DISPLAY INSTRUCTIONS:**

If PROXY flag is null or PROXY RELATIONSHIP = 2 (SPOUSE/PARTNER), display "Do you".  
Otherwise, display "Does SP".

If HH1 = 1 (MARRIED) or 2 (LIVING WITH A PARTNER), display "or {SP FIRSTNAME  
LASTNAME/SPOUSE/PARTNER FIRSTNAME LASTNAME}".

If PROXY RELATIONSHIP = 2 (SPOUSE/PARTNER), display "SP FIRSTNAME LASTNAME".  
Otherwise, display "SPOUSE/PARTNER FIRSTNAME LASTNAME".

**QUESTION TEXT:**

{Do you/Does SP} {or {SP FIRSTNAME LASTNAME/SPOUSE/PARTNER FIRSTNAME LASTNAME}} own  
the home (apartment/condo) at {SP's {ADDRESS 1, ADDRESS 2} from PERSON ROSTER}, rent it, or is  
there some other arrangement?

**CODES**

1	OWN	
2	RENT	HP6
3	SOME OTHER ARRANGEMENT	HP5
	REFUSED	HP5
	DON'T KNOW	HP5

---

**HP2**

**hp1mrtpadoff**

R1 HP2 MORTGAGE PAID OFF

**DISPLAY INSTRUCTIONS:**

If PROXY flag is null or PROXY RELATIONSHIP = 2 (SPOUSE/PARTNER), display "your".  
Otherwise, display "SP's".

If HH1 = 1 (MARRIED) OR 2 (LIVING WITH A PARTNER), display "or {SP FIRSTNAME  
LASTNAME/SPOUSE/PARTNER FIRSTNAME LASTNAME}'s".

If PROXY RELATIONSHIP = 2 (SPOUSE/PARTNER), display "SP FIRSTNAME LASTNAME".  
Otherwise, display "SPOUSE/PARTNER FIRSTNAME LASTNAME".

**QUESTION TEXT:**

Is {your/SP's} {or {SP FIRSTNAME LASTNAME/SPOUSE/PARTNER FIRSTNAME LASTNAME}'s} mortgage paid  
off or are monthly mortgage payments still being made?

IF NEEDED: Include any payments on a home equity loan or second mortgage.

**CODES**

1	PAID OFF	HP4
2	STILL MAKE PAYMENTS	
3	REVERSE MORTGAGE	HP4
	REFUSED	HP4
	DON'T KNOW	HP4

---

**HP3**

**hp1mthlymort**

R1 HP3 MORTGAGE PAYMNT EACH MNTH

**QUESTION TEXT:**

How much (altogether) is that each month?

ENTER DOLLAR AMOUNT [HP3B]

**ENTER NUMBER**

Range	1 to 9999
Soft Range	100 to 5000
REFUSED	HP3b
DON'T KNOW	

**PROGRAMMER INSTRUCTIONS:**

Hard Range: 1-9999  
Soft Range: 100-5000

Use input mask in response field (\$9,999) so that dollar sign is displayed and commas are inserted appropriately.

---

**HP3A**

**hp1mortpaymt**

R1 HP3A MORTGAGE PAYMENT AMOUNT

**QUESTION TEXT:**

SHOW CARD HP1

Is it.....

**CODES**

1	less than \$250,
2	\$250 -\$499,
3	\$500-\$999, or
4	\$1,000 or more?
	REFUSED
	DON'T KNOW

DISPLAY INSTRUCTIONS:

If PROXY flag is null or PROXY RELATIONSHIP=2 (SPOUSE/PARTNER), display "Do you". Otherwise, display "Does SP".

If HH1= 1 (MARRIED) or 2 (LIVING WITH A PARTNER), display "or {SP FIRSTNAME LASTNAME/SPOUSE/PARTNER FIRSTNAME LASTNAME}".

If PROXY RELATIONSHIP=2 (SPOUSE/PARTNER), display "SP FIRSTNAME LASTNAME". Otherwise, display "SPOUSE/PARTNER FIRSTNAME LASTNAME".

QUESTION TEXT:

{Do you/Does SP} {or {SP FIRSTNAME LASTNAME/SPOUSE/PARTNER FIRSTNAME LASTNAME} expect to pay off the mortgage(s) within 5 years, 10 years, or longer?

CODES

- 1 5 YEARS
- 2 10 YEARS
- 3 LONGER THAN 10 YEARS
- REFUSED
- DON'T KNOW

DISPLAY INSTRUCTIONS:

If PROXY flag is null or PROXY RELATIONSHIP = 2 (SPOUSE/PARTNER), display "do you". Otherwise, display "does SP".

If HH1 = 1 (MARRIED) or 2 (LIVING WITH A PARTNER), display "or {SP FIRSTNAME LASTNAME/SPOUSE/PARTNER FIRSTNAME LASTNAME}".

If PROXY RELATIONSHIP = 2 (SPOUSE/PARTNER), display "SP FIRSTNAME LASTNAME". Otherwise, display "SPOUSE/PARTNER FIRSTNAME LASTNAME".

QUESTION TEXT:

About how much {do you/does SP} {or {SP FIRSTNAME LASTNAME/SPOUSE/PARTNER FIRSTNAME LASTNAME}} still owe on the mortgage(s)?

IF NEEDED: The nearest \$10,000 is fine.

IF NEEDED: We know questions like these may be difficult to answer, but we need to know this to understand how people manage financially as they age and what effect this might have on their health.

ENTER DOLLAR AMOUNT [HP4]

ENTER NUMBER

- Range 1 to 9999999
- Soft Range 500 to 900000
- REFUSED HP4
- DON'T KNOW

**PROGRAMMER INSTRUCTIONS:**

Hard Range: 1-9999999  
Soft Range: 500-900000

Use input mask in response field (\$9,999,999) so that dollar sign is displayed and commas are inserted appropriately.

**HP3D**

**hp1amoutowed**

R1 HP3D THE AMOUNT OWED IS

**QUESTION TEXT:**

SHOW CARD HP2

Is the amount owed...

**CODES**

- 1 less than \$50,000,
- 2 between \$50,000 and \$100,000, or
- 3 over \$100,000  
REFUSED  
DON'T KNOW

**HP4**

**hp1homevalue**

R1 HP4 PRESENT VALUE OF HOME

**QUESTION TEXT:**

What is the present value of this home? I mean, about what would it bring if it was sold today, not counting any loans or outstanding mortgages?

IF NEEDED: Your best guess or the nearest \$10,000 is fine.

IF NEEDED: We know questions like these may be difficult to answer, but we need to know this to understand how people manage financially as they age and what effect this might have on their health.

ENTER DOLLAR AMOUNT [SECTION IA]

**ENTER NUMBER**

- Range 1 to 9999999
- Soft Range 500 to 900000
- REFUSED SECTION IA
- DON'T KNOW

**PROGRAMMER INSTRUCTIONS:**

Hard Range: 1-9999999  
Soft Range: 500-900000

Use input mask in response field (\$9,999,999) so that dollar sign is displayed and commas are inserted appropriately.

**HP4A****hp1homvalamt**

R1 HP4A HOME VALUE AMOUNT

**QUESTION TEXT:**

SHOW CARD HP3

Would it be...

**CODES**

1	less than \$50,000,	SECTION IA
2	\$50,000-\$74,999,	SECTION IA
3	\$75,000-\$99,999,	SECTION IA
4	\$100,000-\$199,999,	SECTION IA
5	\$200,000-\$299,999,	SECTION IA
6	\$300,000-\$499,999,	SECTION IA
7	\$500,000-\$749,999, or	SECTION IA
8	\$750,000 or more?	SECTION IA
	REFUSED	SECTION IA
	DON'T KNOW	SECTION IA

**HP5****hp1payrent**

R1 HP5 DO YOU PAY RENT

**DISPLAY INSTRUCTIONS:**

If PROXY flag is null or PROXY RELATIONSHIP=2 (SPOUSE/PARTNER), display "Do you".  
Otherwise, display "Does SP".

If HH1=1 (MARRIED) or 2 (LIVING WITH A PARTNER), display "or {SP FIRSTNAME  
LASTNAME/SPOUSE/PARTNER FIRSTNAME LASTNAME}".

If PROXY RELATIONSHIP=2 (SPOUSE/PARTNER), display "SP FIRSTNAME LASTNAME".  
Otherwise, display "SPOUSE/PARTNER FIRSTNAME LASTNAME".

**QUESTION TEXT:**

{Do you/Does SP} {or {SP FIRSTNAME LASTNAME/SPOUSE/PARTNER FIRSTNAME LASTNAME} pay rent  
to live here?

**CODES**

1	YES	
2	NO	SECTION IA
	REFUSED	SECTION IA
	DON'T KNOW	SECTION IA

**HP6****hp1rentamt**

R1 HP6 RENT PAID EACH MONTH

**QUESTION TEXT:**

How much is that each month?

ENTER DOLLAR AMOUNT [BOX HP7]

**ENTER NUMBER**

Range	1 to 9999
Soft Range	1 to 3000
REFUSED	HP7
DON'T KNOW	

**PROGRAMMER INSTRUCTIONS:**

Hard Range: 1-9999

Soft Range: 1-3000

Use input mask in response field (\$9,999) so that dollar sign is displayed and commas are inserted appropriately.

---

**HP6A**

**hp1rentamout**

R1 HP6A RENT AMOUNT

**QUESTION TEXT:**

SHOW CARD HP1

Is it...

**CODES**

- 1 less than \$250,
- 2 \$250 -\$499,
- 3 \$500-\$999, or
- 4 \$1,000 or more?  
REFUSED  
DON'T KNOW

---

**BOX HP7**

**BOXHP7**

NOT ON FILE

If HP6>=\$500 or HP6a=3 (\$500-999) or 4 (\$1,000 or more), go to Section IA – Income and Assets.  
Otherwise, go to HP7.

---

**HP7**

**hp1sec8pubsn**

R1 HP7 HME SEC 8 PUBL/SENIOR HOUS

**QUESTION TEXT:**

Is this home in Section 8 or public housing or housing for low-income seniors?

**CODES**

- 1 YES
- 2 NO  
REFUSED  
DON'T KNOW

**PROGRAMMER INSTRUCTIONS:**

Go to Section IA – Income and Assets

---

# NHATS Round 1

Section IA [INCOME AND ASSETS]

Sequence: 40

IA1PRE

IA1PRE

NOT ON FILE

We are interested in how people are getting along financially these days. The next few questions are about income and other resources. Your responses can help us understand how people manage financially as they age.

Please feel free to refer to any records or other persons that may be of assistance in answering these questions.

Many of these questions ask about "last month." By last month, I mean in {CURRENT MONTH - 1}.

PRESS 1 AND ENTER TO CONTINUE

IA1

ia1recsspa1

R1 IA1 SP REC SOCIAL SECURITY

ia1recsspa2

R1 IA1 SPOUSE PART REC SOC SEC

ia1recsspa3

R1 IA1 NO SOC SECURITY PAYMNT REC

### DISPLAY INSTRUCTIONS:

If PROXY flag = 2 (no) or PROXY RELATIONSHIP = 2 (SPOUSE/PARTNER), display "you".  
Otherwise, display "SP".

If HH1 = 1 (MARRIED) or 2 (LIVING WITH A PARTNER), display "or {SP FIRSTNAME  
LASTNAME/SPOUSE/PARTNER FIRSTNAME LASTNAME}".

If PROXY RELATIONSHIP = 2 (SPOUSE/PARTNER), display "SP FIRSTNAME LASTNAME".  
Otherwise, display "SPOUSE/PARTNER FIRSTNAME LASTNAME".

If HH1 = 1 (MARRIED) or 2 (LIVING WITH A PARTNER), display "SELECT ALL THAT APPLY" and response option 2, "YES, SPOUSE/PARTNER RECEIVED PAYMENT FROM SOURCE".  
Display "in the last month" in bold underlined text.

### QUESTION TEXT:

Did {you/SP} {or {SP FIRSTNAME LASTNAME/SPOUSE/PARTNER FIRSTNAME LASTNAME}} receive Social Security retirement and/or Railroad Retirement payments in the last month (that is in {CURRENT MONTH - 1})?

IF NEEDED: These checks are either automatically deposited in the bank or mailed to arrive on the 3rd of every month. If mailed, they are often sent in gold or manila-colored envelopes.

{SELECT ALL THAT APPLY}

### CODES

#### Code All That Apply

- |   |  |     |
|---|--|-----|
| 1 | YES, SP RECEIVED PAYMENT FROM SOURCE             |     |
| 2 | YES, SPOUSE/PARTNER RECEIVED PAYMENT FROM SOURCE |     |
| 3 | NO PAYMENT RECEIVED FROM THIS SOURCE             | IA4 |
|   | REFUSED  | IA4 |
|   | DON'T KNOW                                       | IA4 |

**PROGRAMMER INSTRUCTIONS:**

Allow code all that apply.

If 3 (NO PAYMENT) selected and [1 (SP PAYMENT) or 2 (SPOUSE PAYMENT)] is selected, display error message "INCONSISTENT ANSWER. 'NO' CANNOT BE SELECTED WITH ANY OTHER CATEGORY" when leaving the screen.

---

**BOX IA2**

**BOXIA2**

NOT ON FILE

If IA1 NE 1 (SP PAYMENT), go to IA4.  
Otherwise, go to IA2.

---

**IA2**

**ia1howrecssp**

R1 IA2 HOW REC SOC SEC PAY

**DISPLAY INSTRUCTIONS:**

If PROXY flag = 2 (no), display "Do you".  
Otherwise, display "Does SP".

**QUESTION TEXT:**

{Do you/Does SP} get Social Security checks through the mail, or use direct deposit to a bank account?

**CODES**

1	MAIL
2	DIRECT DEPOSIT
	REFUSED
	DON'T KNOW

---

**IA3A**

**ia1msrtrecss (Sensitive)**

R1 IA3A MTH STRD REC SOC SEC PAY

**DISPLAY INSTRUCTIONS:**

Display "MONTH" in underlined text".

**QUESTION TEXT:**

What month and year did {you/SP} start receiving Social Security?

ENTER MONTH

**ENTER NUMBER**

Range	1 to 12
REFUSED	
DON'T KNOW	

**PROGRAMMER INSTRUCTIONS:**

Do not display the phrase 'Enter Number'.

---

**IA3B**

**ia1yrstressp (Sensitive)**

R1 IA3B YR STRTD REC SOC SEC PAY

**DISPLAY INSTRUCTIONS:**

Display "YEAR" in underlined text".



**QUESTION TEXT:**

[What month and year did {you/SP} start receiving Social Security?]

ENTER YEAR

**ENTER NUMBER**

REFUSED  
DON'T KNOW

**PROGRAMMER INSTRUCTIONS:**

Range: {CURRENT YEAR - 45} - {CURRENT YEAR}.  
Do not display the phrase 'Enter Number'.

**IA4**

**ia1recssils1**

R1 IA4 SP RECEIVD SSI LAST MONTH

**ia1recssils2**

R1 IA4 SPOUSE PRT REC SSI LST MO

**ia1recssils3**

R1 IA4 NO SSI RECEIVD LAST MONTH

**DISPLAY INSTRUCTIONS:**

If PROXY flag = 2 (no) or PROXY RELATIONSHIP = 2 (SPOUSE/PARTNER), display "you".  
Otherwise, display "SP".

If HH1 = 1 (MARRIED) or 2 (LIVING WITH A PARTNER), display "or {SP  
FIRSTNAME LASTNAME/SPOUSE/PARTNER FIRSTNAME LASTNAME}".  
If PROXY RELATIONSHIP = 2 (SPOUSE/PARTNER), display "SP FIRSTNAME LASTNAME".  
Otherwise, display "SPOUSE/PARTNER FIRSTNAME LASTNAME".

If HH1 = 1 (MARRIED) or 2 (LIVING WITH A PARTNER), display "SELECT ALL THAT APPLY" and response option  
2, "YES, SPOUSE/PARTNER RECEIVED PAYMENT FROM SOURCE".

Display "last month" in underlined text.

**QUESTION TEXT:**

Did {you/SP} {or {SP FIRSTNAME LASTNAME/SPOUSE/PARTNER FIRSTNAME LASTNAME}} receive  
Supplemental Security Income, which is also called SSI, last month?

IF NEEDED: These are monthly government payments to lower-income people in need.

{SELECT ALL THAT APPLY}

**CODES**

**Code All That Apply**

- 1 YES, SP RECEIVED PAYMENT FROM SOURCE
  - 2 YES, SPOUSE/PARTNER RECEIVED PAYMENT FROM SOURCE
  - 3 NO PAYMENT RECEIVED FROM THIS SOURCE
- REFUSED  
DON'T KNOW

**PROGRAMMER INSTRUCTIONS:**

Allow code all that apply.  
If 3 (NO PAYMENT) selected and [1 (SP PAYMENT) or 2 (SPOUSE PAYMENT)] is selected, display error message  
"INCONSISTENT ANSWER. 'NO' CANNOT BE SELECTED WITH ANY OTHER CATEGORY" when leaving the  
screen.

**IA5**

**ia1rvapayls1**

R1 IA5 SP REC PAY FRM VA LAST MO

**ia1rvapayls2**

R1 IA5 SPOUS PA REC VA PAY LSTMO

**DISPLAY INSTRUCTIONS:**

If PROXY flag = 2 (no) or PROXY RELATIONSHIP = 2 (SPOUSE/PARTNER), display "you".  
Otherwise, display "SP".

If HH1 = 1 (MARRIED) or 2 (LIVING WITH A PARTNER), display "or {SP  
FIRSTNAME LASTNAME/SPOUSE/PARTNER FIRSTNAME LASTNAME}".  
If PROXY RELATIONSHIP = 2 (SPOUSE/PARTNER), display "SP FIRSTNAME LASTNAME".  
Otherwise, display "SPOUSE/PARTNER FIRSTNAME LASTNAME".

If HH1 = 1 (MARRIED) or 2 (LIVING WITH A PARTNER), display "SELECT ALL THAT APPLY" and response option  
2, "YES, SPOUSE/PARTNER RECEIVED PAYMENT FROM SOURCE".

Display "last month" in underlined text.

**QUESTION TEXT:**

Did {you/SP} {or {SP FIRSTNAME LASTNAME/SPOUSE/PARTNER FIRSTNAME LASTNAME}} receive  
any payments from the Veteran's Administration (U.S. Department of Veterans Affairs) last month  
related to military service or veteran survivor's benefits?

{SELECT ALL THAT APPLY}

**CODES****Code All That Apply**

- |   |   |
|---|---|
| 1 | YES, SP RECEIVED PAYMENT FROM SOURCE                          |
| 2 | YES, SPOUSE/PARTNER RECEIVED PAYMENT<br>FROM SOURCE           |
| 3 | NO PAYMENT RECEIVED FROM THIS SOURCE<br>REFUSED<br>DON'T KNOW |

**PROGRAMMER INSTRUCTIONS:**

Allow code all that apply.

If 3 (NO PAYMENT) selected and [1 (SP PAYMENT) or 2 (SPOUSE PAYMENT)] is selected, display error  
message "INCONSISTENT ANSWER. 'NO' CANNOT BE SELECTED WITH ANY OTHER CATEGORY" when  
leaving the screen.

**IA6PRE****IA6PRE**

NOT ON FILE

People sometimes have other retirement income. This may be from pensions or retirement plans related  
to their jobs.

PRESS 1 AND ENTER TO CONTINUE

**IA6****ia1penjobou1**

R1 IA6 SP HAS PENSION PLAN

**ia1penjobou2**

R1 IA6 SPOUSE HAS PENSION PLAN

**ia1penjobou3**

R1 IA6 NO PENSION PLAN

**DISPLAY INSTRUCTIONS:**

If PROXY flag = 2 (no) or PROXY RELATIONSHIP = 2 (SPOUSE/PARTNER), display "Do you".  
Otherwise, display "Does SP".

If HH1 = 1 (MARRIED) or 2 (LIVING WITH A PARTNER), display "or {SP  
FIRSTNAME LASTNAME/SPOUSE/PARTNER FIRSTNAME LASTNAME}".  
If PROXY RELATIONSHIP = 2 (SPOUSE/PARTNER), display "SP FIRSTNAME LASTNAME".

Otherwise, display "SPOUSE/PARTNER FIRSTNAME LASTNAME".

If HH1 = 1 (MARRIED) or 2 (LIVING WITH A PARTNER), display "SELECT ALL THAT APPLY" and response option 2, "YES, SPOUSE/PARTNER RECEIVED PAYMENT FROM SOURCE".

**QUESTION TEXT:**

{Do you/Does SP} {or {SP FIRSTNAME LASTNAME/SPOUSE/PARTNER FIRSTNAME LASTNAME}} have any pension plans that were a job-related or union benefit?

IF NEEDED: These plans often require that a person work for a certain number of years before they qualify or "are vested" in the pension plan.

{SELECT ALL THAT APPLY}

<b>CODES</b>	<b>Code All That Apply</b>
1	YES, SP RECEIVED PAYMENT FROM SOURCE
2	YES, SPOUSE/PARTNER RECEIVED PAYMENT FROM SOURCE
3	NO PAYMENT RECEIVED FROM THIS SOURCE REFUSED DON'T KNOW

**PROGRAMMER INSTRUCTIONS:**

Allow code all that apply.  
If 3 (NO PAYMENT) selected and [1 (SP PAYMENT) or 2 (SPOUSE PAYMENT)] is selected, display error message "INCONSISTENT ANSWER. 'NO' CANNOT BE SELECTED WITH ANY OTHER CATEGORY" when leaving the screen.

<b>IA7</b>	<b>ia1iraothac1</b>	R1 IA7 SP HAS IRA OTH RETIRE ACC
	<b>ia1iraothac2</b>	R1 IA7 SPOUSE HAS IRA OTHR ACC
	<b>ia1iraothac3</b>	R1 IA7 NO IRA OTHR RETIRE ACCT

**DISPLAY INSTRUCTIONS:**

If PROXY flag = 2 (no) or PROXY RELATIONSHIP = 2 (SPOUSE/PARTNER), display "Do you".  
Otherwise, display "Does SP".

If HH1 = 1 (MARRIED) or 2 (LIVING WITH A PARTNER), display "or {SP FIRSTNAME LASTNAME/SPOUSE/PARTNER FIRSTNAME LASTNAME}".  
If PROXY RELATIONSHIP = 2 (SPOUSE/PARTNER), display "SP FIRSTNAME LASTNAME".  
Otherwise, display "SPOUSE/PARTNER FIRSTNAME LASTNAME".

If HH1 = 1 (MARRIED) or 2 (LIVING WITH A PARTNER), display "SELECT ALL THAT APPLY" and response option 2, "YES, SPOUSE/PARTNER HAS 401K, 403B, IRA, OR KEOGH".

**QUESTION TEXT:**

SHOW CARD IA1

Please look at the types of retirement plans on this card. {Do you/Does SP} {or {SP FIRSTNAME LASTNAME/SPOUSE/PARTNER FIRSTNAME LASTNAME}} have any of these retirement accounts?

IF NEEDED: 401Ks and 403Bs are plans where you contribute an amount each month from your paycheck, and your employer may match some of your contribution.

IF NEEDED: IRAs (Individual Retirement Accounts) and Keoghs are plans you set up on your own.

{SELECT ALL THAT APPLY}

<b>CODES</b>	<b>Code All That Apply</b>
1	YES, SP HAS 401K, 403B, IRA, OR KEOGH
2	YES, SPOUSE/PARTNER HAS 401K, 403B, IRA, OR KEOGH
3	NO ACCOUNTS OF THIS TYPE REFUSED DON'T KNOW

**PROGRAMMER INSTRUCTIONS:**

Allow code all that apply.

If 3 (NO ACCT) selected and [1 (SP ACCT) or 2 (SPOUSE ACCT)] is selected, display error message "INCONSISTENT ANSWER. 'NO' CANNOT BE SELECTED WITH ANY OTHER CATEGORY" when leaving the screen.

<b>IA8</b>	<b>ia1mutfdstk1</b>	R1 IA8 SP OWNS MUTUAL FUND STOCK
	<b>ia1mutfdstk2</b>	R1 IA8 SPOUSE OWNS FUNDS STOCK
	<b>ia1mutfdstk3</b>	R1 IA8 SP SPOUSE OWN FUNDS STOCK
	<b>ia1mutfdstk4</b>	R1 IA8 NO FUNDS OR STOCK OWNED

**DISPLAY INSTRUCTIONS:**

If IA7 = 1 (SP RETIREMENT ACCT) or 2 (SPOUSE RETIREMENT ACCT), display "Not including the retirement accounts we have already talked about, {do you/does SP}".  
Otherwise, display "Do you/Does SP".

If PROXY flag = 2 (no) or PROXY RELATIONSHIP = 2 (SPOUSE/PARTNER), display "Do you" or "do you".  
Otherwise, display "Does SP" or "does SP".

If HH1 = 1 (MARRIED) or 2 (LIVING WITH A PARTNER), display "or {SP FIRSTNAME LASTNAME/SPOUSE/PARTNER FIRSTNAME LASTNAME}".  
If PROXY RELATIONSHIP = 2 (SPOUSE/PARTNER), display "SP FIRSTNAME LASTNAME".  
Otherwise, display "SPOUSE/PARTNER FIRSTNAME LASTNAME".

If HH1 = 1 (MARRIED) or 2 (LIVING WITH A PARTNER), display "SELECT ALL THAT APPLY" and response option 2, "YES, SPOUSE/PARTNER HAS ASSET" and 3, "YES, SP AND SPOUSE/PARTNER HAVE ASSET JOINTLY".

**QUESTION TEXT:**

{Not including the retirement accounts we have already talked about, {do you/does SP}/{Do you/Does SP}} or {SP FIRSTNAME LASTNAME/SPOUSE/PARTNER FIRSTNAME LASTNAME}} own any mutual funds or stocks?

{SELECT ALL THAT APPLY}

<b>CODES</b>	<b>Code All That Apply</b>
1	YES, SP HAS ASSET
2	YES, SPOUSE/PARTNER HAS ASSET
3	YES, SP AND SPOUSE/PARTNER HAVE ASSET JOINTLY
4	NO ASSET OF THIS TYPE REFUSED DON'T KNOW

**PROGRAMMER INSTRUCTIONS:**

Allow code all that apply.

If 4 (NO ASSET) selected and [1 (SP ASSET), 2 (SPOUSE ASSET), or 3 (JOINT ASSET)] is selected, display error message "INCONSISTENT ANSWER. 'NO' CANNOT BE SELECTED WITH ANY OTHER CATEGORY" when

leaving the screen.

---

<b>IA9</b>	<b>ia1ownbond1</b>	R1 IA9 SP OWNS BONDS
	<b>ia1ownbond2</b>	R1 IA9 SPOUSE OWNS BONDS
	<b>ia1ownbond3</b>	R1 IA9 SP SPOUSE OWN BONDS
	<b>ia1ownbond4</b>	R1 IA9 NO BONDS OWNED

**DISPLAY INSTRUCTIONS:**

If PROXY flag = 2 (no) or PROXY RELATIONSHIP = 2 (SPOUSE/PARTNER), display “do you”.  
Otherwise, display “does SP”.

If HH1 = 1 (MARRIED) or 2 (LIVING WITH A PARTNER), display "or {SP  
FIRSTNAME LASTNAME/SPOUSE/PARTNER FIRSTNAME LASTNAME}".  
If PROXY RELATIONSHIP = 2 (SPOUSE/PARTNER), display "SP FIRSTNAME LASTNAME".  
Otherwise, display "SPOUSE/PARTNER FIRSTNAME LASTNAME".

If HH1 = 1 (MARRIED) or 2 (LIVING WITH A PARTNER), display “SELECT ALL THAT APPLY” and response option  
2, “YES, SPOUSE/PARTNER HAS ASSET” and 3, “YES, SP AND SPOUSE/PARTNER HAVE ASSET JOINTLY”.

**QUESTION TEXT:**

Not including what we’ve already talked about, {do you/does SP} {or {SP FIRSTNAME  
LASTNAME/SPOUSE/PARTNER FIRSTNAME LASTNAME}} own any bonds, such as Government  
Savings Bonds, corporate, municipal, or other types of bonds?

{SELECT ALL THAT APPLY}

<b>CODES</b>	<b>Code All That Apply</b>
1	YES, SP HAS ASSET
2	YES, SPOUSE/PARTNER HAS ASSET
3	YES, SP AND SPOUSE/PARTNER HAVE ASSET JOINTLY
4	NO ASSET OF THIS TYPE REFUSED DON’T KNOW

**PROGRAMMER INSTRUCTIONS:**

Allow code all that apply.  
If 4 (NO ASSET) selected and [1 (SP ASSET), 2 (SPOUSE ASSET), or 3 (JOINT ASSET)] is selected, display error  
message “INCONSISTENT ANSWER. ‘NO’ CANNOT BE SELECTED WITH ANY OTHER CATEGORY” when  
leaving the screen.

---

<b>IA10PRE</b>	<b>IA10PRE</b>	NOT ON FILE
----------------	----------------	-------------

The next questions ask about different kinds of bank or savings accounts people sometimes have or  
property they own.

PRESS 1 AND ENTER TO CONTINUE

---

<b>IA10</b>	<b>ia1bnkaccdd1</b>	R1 IA10 SP OWNS CHECK ACCT
	<b>ia1bnkaccdd2</b>	R1 IA10 SPOUSE OWNS CHECK ACCT
	<b>ia1bnkaccdd3</b>	R1 IA10 SP SPOUSE OWN CHECK ACCT

<b>ia1bnkaccdd4</b>	R1 IA10 NO CHECK ACCT OWNED
<b>ia1bnkaccdd5</b>	R1 IA10 SP OWNS SAVINGS ACCT
<b>ia1bnkaccdd6</b>	R1 IA10 SPOUSE OWNS SAVING ACCT
<b>ia1bnkaccdd7</b>	R1 IA10 SP SPOUSE OWN SAVNG ACT
<b>ia1bnkaccdd8</b>	R1 IA10 NO SAVINGS ACCT OWNED
<b>ia1bnkaccdd9</b>	R1 IA10 SP OWNS CDS
<b>ia1bnkaccdd10</b>	R1 IA10 SPOUSE OWNS CDS
<b>ia1bnkaccdd11</b>	R1 IA10 SP SPOUSE OWN CDS
<b>ia1bnkaccdd12</b>	R1 IA10 NO CDS OWNED

**DISPLAY INSTRUCTIONS:**

If PROXY flag = 2 (no) or PROXY RELATIONSHIP = 2 (SPOUSE/PARTNER), display “do you”.  
Otherwise, display “does SP”.

If HH1 = 1 (MARRIED) or 2 (LIVING WITH A PARTNER), display "or {SP FIRSTNAME  
LASTNAME/SPOUSE/PARTNER FIRSTNAME LASTNAME}".

If PROXY RELATIONSHIP = 2 (SPOUSE/PARTNER), display "SP FIRSTNAME LASTNAME".  
Otherwise, display "SPOUSE/PARTNER FIRSTNAME LASTNAME".

If HH1 = 1 (MARRIED) or 2 (LIVING WITH A PARTNER), display “SELECT ALL THAT APPLY” and response option  
2, “YES, SPOUSE/PARTNER HAS ASSET” and 3, “YES, SP AND SPOUSE/PARTNER HAVE ASSET JOINTLY”.

**QUESTION TEXT:**

Not counting what we’ve already talked about, {do you/does SP} {or {SP FIRSTNAME  
LASTNAME/SPOUSE/PARTNER FIRSTNAME LASTNAME}} have any of the following types of accounts?

- RESPONSE [1] a. A checking account?
- RESPONSE [2] b. A savings account or money market account?
- RESPONSE [3] c. Certificates of deposit?

{SELECT ALL THAT APPLY}

<b>CODES</b>	<b>Code All That Apply</b>
1	YES, SP HAS ASSET
2	YES, SPOUSE/PARTNER HAS ASSET
3	YES, SP AND SPOUSE/PARTNER HAVE ASSET JOINTLY
4	NO ASSETS OF THIS TYPE REFUSED DON’T KNOW

**PROGRAMMER INSTRUCTIONS:**

Allow code all that apply.

If 4 (NO ASSETS) selected and [1 (SP ASSET), 2 (SPOUSE ASSET), or 3 (JOINT ASSET)] is selected, display error  
message “INCONSISTENT ANSWER. ‘NO’ CANNOT BE SELECTED WITH ANY OTHER CATEGORY” when leaving  
the screen.

---

<b>IA13</b>	<b>ia1realestt1</b>	R1 IA13 SP OWNS REAL ESTATE
	<b>ia1realestt2</b>	R1 IA13 SPOUSE OWNS REAL ESTATE
	<b>ia1realestt3</b>	R1 IA13 SP SPOUSE OWN REAL ESTTE
	<b>ia1realestt4</b>	R1 IA13 NO REAL ESTATE OWNED

**DISPLAY INSTRUCTIONS:**

If PROXY flag = 2 (no) or PROXY RELATIONSHIP = 2 (SPOUSE/PARTNER), display "do you".  
Otherwise, display "does SP".

If HH1 = 1 (MARRIED) or 2 (LIVING WITH A PARTNER), display "or {SP  
FIRSTNAME LASTNAME/SPOUSE/PARTNER FIRSTNAME LASTNAME}".  
If PROXY RELATIONSHIP = 2 (SPOUSE/PARTNER), display "SP FIRSTNAME LASTNAME".  
Otherwise, display "SPOUSE/PARTNER FIRSTNAME LASTNAME".

If HH1 = 1 (MARRIED) or 2 (LIVING WITH A PARTNER), display "SELECT ALL THAT APPLY" and response option  
2, "YES, SPOUSE/PARTNER HAS ASSET" and 3, "YES, SP AND SPOUSE/PARTNER HAVE ASSET JOINTLY".

If HP1 = 1 (OWNS HOME), display "besides {SP}'s home".

**QUESTION TEXT:**

{Do you/Does SP} {or {SP FIRSTNAME LASTNAME/SPOUSE/PARTNER FIRSTNAME LASTNAME}} own  
a business, a farm, or any other real estate {besides {SP}'s home}, including land or rental properties?  
{SELECT ALL THAT APPLY}

<b>CODES</b>	<b>Code All That Apply</b>
1	YES, SP HAS ASSET
2	YES, SPOUSE/PARTNER HAS ASSET
3	YES, SP AND SPOUSE/PARTNER HAVE ASSET JOINTLY
4	NO ASSETS OF THIS TYPE REFUSED DON'T KNOW

**PROGRAMMER INSTRUCTIONS:**

Allow code all that apply.  
If 4 (NO ASSETS) selected and [1 (SP ASSET), 2 (SPOUSE ASSET), or 3 (JOINT ASSET)] is selected, display error  
message "INCONSISTENT ANSWER. 'NO' CANNOT BE SELECTED WITH ANY OTHER CATEGORY" when leaving  
the screen.

**IA14PRE**

**IA14PRE**

NOT ON FILE

We now have a few questions about income which are important for understanding how  
people manage financially as they age.  
PRESS 1 AND ENTER TO CONTINUE

**BOX IA14**

**BOXIA14**

NOT ON FILE

If IA1 = 1 (SP RECEIVED SS/RR) and 2 (SPOUSE RECEIVED SS/RR), go to IA14.  
Else if IA1 = 1 (SP RECEIVED SS/RR), go to IA15a.  
Else if IA1 = 2 (SPOUSE RECEIVED SS/RR), go to IA16a.  
Otherwise, go to BOX IA17.

**IA14**

**iassrrpymnt**

R1 IA14 RECENT MTHLY SS RR PYMNT

**DISPLAY INSTRUCTIONS:**

If PROXY flag = 2 (no) or PROXY RELATIONSHIP = 2 (SPOUSE/PARTNER), display "your".

Otherwise, display "SP's".

If PROXY RELATIONSHIP = 2 (SPOUSE/PARTNER), display "SP FIRSTNAME LASTNAME".  
Otherwise, display "SPOUSE/PARTNER FIRSTNAME LASTNAME".

**QUESTION TEXT:**

First, what was the amount of {your/SP's} and {SP FIRSTNAME LASTNAME/SPOUSE/PARTNER FIRSTNAME LASTNAME}'s most recent monthly Social Security or Railroad Retirement payment (for the month of {CURRENT MONTH - 1})?

IF NEEDED: We don't need an exact dollar amount. The nearest \$100 is fine.

IF NEEDED: We know questions like these may be difficult to answer, but we need to know this to understand how people manage financially as they age and what effect this might have on their health.

**CODES**

1	ENTER COMBINED AMOUNT	
2	ENTER SP AND SPOUSE/PARTNER AMOUNTS SEPARATELY	IA15A
	REFUSED	IA14B
	DON'T KNOW	IA14B

---

**IA14A**

**ia1ssrrjtamt**

R1 IA14A JOINT SS RR AMOUNT

**QUESTION TEXT:**

ENTER COMBINED SP AND SPOUSE/PARTNER SOCIAL SECURITY/RAILROAD RETIREMENT AMOUNT

**ENTER NUMBER**

Range

1 to 9999

**PROGRAMMER INSTRUCTIONS:**

Range: \$1-\$9,999

Do not display the phrase 'Enter Number'.

If IA14A = 1-9999, go to BOX IA17

---

**IA14B**

**ia1ssrrjttest**

R1 IA14B ESTMT JOINT SSRR AMOUNT

**QUESTION TEXT:**

SHOW CARD IA2

Was it...

**CODES**

1	less than \$1,200,	BOX IA17
2	\$1,200-\$1,599,	BOX IA17
3	\$1,600-\$1,999,	BOX IA17
4	\$2,000-\$2,499, or	BOX IA17
5	\$2,500 or more?	BOX IA17
	REFUSED	BOX IA17
	DON'T KNOW	BOX IA17

---



**IA15A****ia1ssrrspamt**

R1 IA15A SP SS RR AMOUNT

**DISPLAY INSTRUCTIONS:**

If PROXY flag = 2 (no), display “your”.  
 Otherwise, display “SP’s”.

**QUESTION TEXT:**

What was the amount of {your/SP’s} most recent monthly Social Security or Railroad Retirement payment (for the month of {CURRENT MONTH – 1})?

IF NEEDED: We don’t need an exact dollar amount. The nearest \$100 is fine.

IF NEEDED: We know questions like these may be difficult to answer, but we need to know this to understand how people manage financially as they age and what effect this might have on their health.

ENTER SP SOCIAL SECURITY/RAILROAD RETIREMENT AMOUNT

**ENTER NUMBER**

Range	1 to 9999
REFUSED	
DON’T KNOW	

**PROGRAMMER INSTRUCTIONS:**

Range: \$1-\$9,999  
 Do not display the phrase 'Enter Number'.  
 If IA15A = 1-9999, go to BOX IA16a

**IA15B****ia1ssrrspest**

R1 IA15B ESTIMATE SP SS RR AMT

**QUESTION TEXT:**

SHOW CARD IA3

Was it...

**CODES**

1	less than \$600,
2	\$600-\$899,
3	\$900-\$1,099,
4	\$1,100-\$1,499, or
5	\$1,500 or more?
	REFUSED
	DON’T KNOW

**BOX IA16A****BOXIA16A**

NOT ON FILE

If IA14 = 2 (ENTER SP AND SPOUSE/PARTNER AMOUNTS SEPARATELY), go to IA16a.  
 Otherwise, go to BOX IA17.

**IA16A****ia1ssrrptamt**

R1 IA16A PARTNER SS RR AMT

**DISPLAY INSTRUCTIONS:**

If PROXY RELATIONSHIP = 2 (SPOUSE/PARTNER), display "your".  
 Otherwise, display "{SPOUSE/PARTNER FIRSTNAME LASTNAME}'s".

**QUESTION TEXT:**

What was the amount of {your/{SPOUSE/PARTNER FIRSTNAME LASTNAME}'s} most recent monthly Social Security or Railroad Retirement payment (for the month of {CURRENT MONTH - 1})?

IF NEEDED: We don't need an exact dollar amount. The nearest \$100 is fine.

IF NEEDED: We know questions like these may be difficult to answer, but we need to know this to understand how people manage financially as they age and what effect this might have on their health.

ENTER SPOUSE/PARTNER SOCIAL SECURITY/RAILROAD RETIREMENT AMOUNT

**ENTER NUMBER**

Range 1 to 9999  
 REFUSED  
 DON'T KNOW

**PROGRAMMER INSTRUCTIONS:**

Range: \$1-\$9,999.  
 Do not display the phrase 'Enter Number'.  
 If IA16A = 1-9999, go to BOX IA17

**IA16B****ia1ssrrptest**

R1 IA16B ESTIMT PARTNR SS RR AMT

**QUESTION TEXT:**

SHOW CARD IA3

Was it...

**CODES**

1 less than \$600,  
 2 \$600-\$899,  
 3 \$900-\$1,099,  
 4 \$1,100-\$1,499, or  
 5 \$1,500 or more?  
 REFUSED  
 DON'T KNOW

**BOX IA17****BOXIA17**

NOT ON FILE

If IA4 = 1 (SP RECEIVED SSI) and 2 (SPOUSE RECEIVED SSI), go to IA17.  
 Else if IA4 = 1 (SP RECEIVED SSI), go to IA18a.  
 Else if IA4 = 2 (SPOUSE RECEIVED SSI), go to IA19a.  
 Otherwise, go to BOX IA20.

**IA17****ia1ssipymnt**

R1 IA17 RECENT MTHLY SSI PAYMENT

**DISPLAY INSTRUCTIONS:**

If PROXY flag = 2 (no) or PROXY RELATIONSHIP = 2 (SPOUSE/PARTNER), display "your".  
 Otherwise, display "SP's".

If PROXY RELATIONSHIP = 2 (SPOUSE/PARTNER), display "SP FIRSTNAME LASTNAME".  
 Otherwise, display "SPOUSE/PARTNER FIRSTNAME LASTNAME".

**QUESTION TEXT:**

What was the amount of {your/SP's} and {SP FIRSTNAME LASTNAME/SPOUSE/PARTNER FIRSTNAME LASTNAME}'s most recent monthly SSI payment (for the month of {CURRENT MONTH - 1})?

IF NEEDED: We don't need an exact dollar amount. The nearest \$100 is fine.

IF NEEDED: We know questions like these may be difficult to answer, but we need to know this to understand how people manage financially as they age and what effect this might have on their health.

**CODES**

1	ENTER COMBINED AMOUNT	
2	ENTER SP AND SPOUSE/PARTNER AMOUNTS SEPARATELY	IA18A
	REFUSED	IA17B
	DON'T KNOW	IA17B

**IA17A****ia1ssijtamt**

R1 IA17A JOINT SSI AMT

**QUESTION TEXT:**

ENTER COMBINED SP AND SPOUSE/PARTNER SSI AMOUNT

**ENTER NUMBER**

Range

1 to 9999

**PROGRAMMER INSTRUCTIONS:**

Do not display the phrase 'Enter Number'.  
 If IA17A = 1-9999, go to BOX IA20.

**IA17B****ia1ssijtest**

R1 IA17B ESTIMATE JOINT SSI AMT

**QUESTION TEXT:**

SHOW CARD IA4

Was it...

**CODES**

1	less than \$300,	BOX IA20
2	\$300-\$699,	BOX IA20
3	\$700-\$999, or	BOX IA20
4	\$1000 or more?	BOX IA20
	REFUSED	BOX IA20
	DON'T KNOW	BOX IA20

**IA18A**

**ia1ssispamt**

R1 IA18A SP SSI AMOUNT

**DISPLAY INSTRUCTIONS:**

If PROXY flag = 2 (no), display "your".  
Otherwise, display "SP's".

**QUESTION TEXT:**

What was the amount of {your/SP's} most recent monthly SSI payment (for the month of {CURRENT MONTH - 1})?

IF NEEDED: We don't need an exact dollar amount. The nearest \$100 is fine.

IF NEEDED: We know questions like these may be difficult to answer, but we need to know this to understand how people manage financially as they age and what effect this might have on their health.

ENTER SP SSI AMOUNT

**ENTER NUMBER**

Range 1 to 9999  
REFUSED  
DON'T KNOW

**PROGRAMMER INSTRUCTIONS:**

Range: \$1-\$9,999  
Do not display the phrase 'Enter Number'.  
If IA18A = 1-9999, go to BOX IA19A.

**IA18B**

**ia1ssipest**

R1 IA8B ESTIMATE SP SSI AMOUNT

**QUESTION TEXT:**

SHOW CARD IA5

Was it...

**CODES**

- 1 less than \$100,
- 2 \$100-\$199,
- 3 \$200-\$399,
- 4 \$400-\$699, or
- 5 \$700 or more?
- REFUSED
- DON'T KNOW

**BOX IA19A**

**BOXIA19A**

NOT ON FILE

If IA17 = 2 (ENTER SP AND SPOUSE/PARTNER AMOUNTS SEPARATELY), go to IA19a.  
Otherwise, go to BOX IA20.

**DISPLAY INSTRUCTIONS:**

If PROXY RELATIONSHIP = 2 (SPOUSE/PARTNER), display "your".  
Otherwise, display "{SPOUSE/PARTNER FIRSTNAME LASTNAME}'s".

**QUESTION TEXT:**

What was the amount of {your/{SPOUSE/PARTNER FIRSTNAME LASTNAME}'s} most recent monthly SSI payment (for the month of {CURRENT MONTH - 1})?

IF NEEDED: We don't need an exact dollar amount. The nearest \$100 is fine.

IF NEEDED: We know questions like these may be difficult to answer, but we need to know this to understand how people manage financially as they age and what effect this might have on their health.

ENTER SPOUSE/PARTNER SSI AMOUNT

**ENTER NUMBER**

Range 1 to 9999  
REFUSED  
DON'T KNOW

**PROGRAMMER INSTRUCTIONS:**

Range: \$1-\$9,999.  
Do not display the phrase 'Enter Number'.  
If IA19A = 1-9999, go to BOX IA20.

**QUESTION TEXT:**

SHOW CARD IA5

Was it...

**CODES**

- 1 less than \$100,
- 2 \$100-\$199,
- 3 \$200-\$399,
- 4 \$400-\$699, or
- 5 \$700 or more?
- REFUSED
- DON'T KNOW

If IA5 = 1 (SP RECEIVED VA) and 2 (SPOUSE RECEIVED VA), go to IA20.  
Else if IA5 = 1 (SP RECEIVED VA), go to IA21a.  
Else if IA5 = 2 (SPOUSE RECEIVED VA), go to IA22a.  
Otherwise, go to BOX IA23.

**IA20****ia1vapymnt**

R1 IA20 RECENT MNTHLY VA PAYMENT

**DISPLAY INSTRUCTIONS:**

If PROXY flag = 2 (no) or PROXY RELATIONSHIP = 2 (SPOUSE/PARTNER), display "your".  
Otherwise, display "SP's".

If PROXY RELATIONSHIP = 2 (SPOUSE/PARTNER), display "SP FIRSTNAME LASTNAME".  
Otherwise, display "SPOUSE/PARTNER FIRSTNAME LASTNAME".

**QUESTION TEXT:**

What was the amount of {your/SP's} and {SP FIRSTNAME LASTNAME/SPOUSE/PARTNER FIRSTNAME LASTNAME}'s most recent monthly Veteran's Administration payment (for the month of {CURRENT MONTH - 1})?

IF NEEDED: We don't need an exact dollar amount. The nearest \$100 is fine.

IF NEEDED: We know questions like these may be difficult to answer, but we need to know this to understand how people manage financially as they age and what effect this might have on their health.

**CODES**

1	ENTER COMBINED AMOUNT	
2	ENTER SP AND SPOUSE/PARTNER AMOUNTS SEPARATELY REFUSED DON'T KNOW	IA21A  IA20B IA20B

**IA20A****ia1vajtamt**

R1 IA20A JOINT VA AMOUNT

**QUESTION TEXT:**

ENTER COMBINED SP AND SPOUSE/PARTNER VA AMOUNT

**ENTER NUMBER**

Range

1 to 9999

**PROGRAMMER INSTRUCTIONS:**

Do not display the phrase 'Enter Number'.  
If IA20A = 1-9999, go to BOX IA23.

**IA20B****ia1vajtest**

R1 IA20B ESTIMAT JOINT VA AMOUNT

**QUESTION TEXT:**

SHOW CARD IA6

Was it...

**CODES**

1	less than \$600,	BOX IA23
2	\$600-\$799,	BOX IA23
3	\$800-\$999,	BOX IA23
4	\$1,000-\$1,199, or	BOX IA23
5	\$1,200 or more?	BOX IA23

REFUSED  
DON'T KNOW

BOX IA23  
BOX IA23

**IA21A**

**ia1vaspamt**

R1 IA21A SP VA AMOUNT

**DISPLAY INSTRUCTIONS:**

If PROXY flag = 2 (no), display "your".  
Otherwise, display "SP's".

**QUESTION TEXT:**

What was the amount of {your/SP's} most recent monthly Veteran's Administration payment (for the month of {CURRENT MONTH - 1})?

IF NEEDED: We don't need an exact dollar amount. The nearest \$100 is fine.

IF NEEDED: We know questions like these may be difficult to answer, but we need to know this to understand how people manage financially as they age and what effect this might have on their health.

ENTER SP VA AMOUNT

**ENTER NUMBER**

Range 1 to 9999  
REFUSED  
DON'T KNOW

**PROGRAMMER INSTRUCTIONS:**

Range: \$1-\$9,999  
Do not display the phrase 'Enter Number'.  
If IA21A = 1-9999, go to BOX IA22A.

**IA21B**

**ia1vaspest**

R1 IA21B ESTIMATE SP VA AMOUNT

**QUESTION TEXT:**

SHOW CARD IA7

Was it...

**CODES**

1 less than \$500,  
2 \$500-\$699,  
3 \$700-\$899,  
4 \$900-\$1,099, or  
5 \$1,100 or more?  
REFUSED  
DON'T KNOW

**BOX IA22A**

**BOXIA22A**

NOT ON FILE

If IA20 = 2 (ENTER SP AND SPOUSE/PARTNER AMOUNTS SEPARATELY), go to IA22a.  
Otherwise, go to BOX IA23.

**IA22A****ia1vaptamt**

R1 IA22A PARTNER VA AMOUNT

**DISPLAY INSTRUCTIONS:**

If PROXY RELATIONSHIP = 2 (SPOUSE/PARTNER), display “your”.  
 Otherwise, display “{SPOUSE/PARTNER FIRSTNAME LASTNAME}'s”.

**QUESTION TEXT:**

What was the amount of {your/{SPOUSE/PARTNER FIRSTNAME LASTNAME}'s} most recent monthly Veteran’s Administration payment (for the month of {CURRENT MONTH – 1})?

IF NEEDED: We don’t need an exact dollar amount. The nearest \$100 is fine.

IF NEEDED: We know questions like these may be difficult to answer, but we need to know this to understand how people manage financially as they age and what effect this might have on their health.

ENTER SPOUSE/PARTNER VA AMOUNT

**ENTER NUMBER**

Range	1 to 9999
REFUSED	
DON'T KNOW	

**PROGRAMMER INSTRUCTIONS:**

Range: \$1-\$9,999.  
 Do not display the phrase 'Enter Number'.  
 If IA22A = 1-9999, go to BOX IA23.

**IA22B****ia1vaptest**

R1 IA22B ESTIMATE PARTNR VA AMT

**QUESTION TEXT:**

SHOW CARD IA7

Was it...

**CODES**

1	less than \$500,
2	\$500-\$699,
3	\$700-\$899,
4	\$900-\$1,099, or
5	\$1,100 or more?
	REFUSED
	DON'T KNOW

**BOX IA23****BOXIA23**

NOT ON FILE

If IA6 = 1 (SP RECEIVED PENSION PLAN) and 2 (SPOUSE RECEIVED PENSION PLAN), go to IA23.  
 Else if IA6 = 1 (SP RECEIVED PENSION PLAN), go to IA24a.  
 Else if IA6 = 2 (SPOUSE RECEIVED PENSION PLAN), go to IA25a.  
 Otherwise, go to BOX IA26.



**IA23****ia1penpymt**

R1 IA23 RCNT MTH JOBPENSION PYMT

**DISPLAY INSTRUCTIONS:**

If PROXY flag = 2 (no) or PROXY RELATIONSHIP = 2 (SPOUSE/PARTNER), display "you".  
 Otherwise, display "SP".

If PROXY RELATIONSHIP = 2 (SPOUSE/PARTNER), display "SP FIRSTNAME LASTNAME".  
 Otherwise, display "SPOUSE/PARTNER FIRSTNAME LASTNAME".

**QUESTION TEXT:**

You told me earlier that {you/SP} and {SP FIRSTNAME LASTNAME/SPOUSE/PARTNER FIRSTNAME LASTNAME} have job-related pension plans. In all, how much was received from these pension plans in the last month, before any federal or state taxes were taken out (for the month of {CURRENT MONTH - 1})?

IF NEEDED: We don't need an exact dollar amount. The nearest \$100 is fine.

IF NEEDED: We know questions like these may be difficult to answer, but we need to know this to understand how people manage financially as they age and what effect this might have on their health.

**CODES**

1	ENTER COMBINED AMOUNT	
2	ENTER SP AND SPOUSE/PARTNER AMOUNTS SEPARATELY	IA24A
	REFUSED	IA23B
	DON'T KNOW	IA23B

**IA23A****ia1penjtamt**

R1 IA23A JOINT JOB PENSION AMT

**QUESTION TEXT:**

ENTER COMBINED SP AND SPOUSE/PARTNER PENSION PLAN AMOUNT

**ENTER NUMBER**

Range

1 to 9999

**PROGRAMMER INSTRUCTIONS:**

Range: \$1-\$9,999

Do not display the phrase 'Enter Number'.

If IA23A = 1-9999, go to BOX IA26.

**IA23B****ia1penjtest**

R1 IA23B EST JOINT JOB PENSN AMT

**QUESTION TEXT:**

SHOW CARD IA8

Was it...

**CODES**

1	less than \$600,	BOX IA26
2	\$600-\$1,099,	BOX IA26
3	\$1,100-\$2,099,	BOX IA26
4	\$2,100-\$4,499, or	BOX IA26

5

\$4,500 or more?  
REFUSED  
DON'T KNOW

BOX IA26  
BOX IA26  
BOX IA26

**IA24A**

**ia1penspamt**

R1 IA24A SP JOB PENSION AMOUNT

**DISPLAY INSTRUCTIONS:**

If PROXY flag = 2 (no), display "you have" and "your".  
Otherwise, display "SP has" and "SP's".

If IA23=2, (ENTER SP AND SPOUSE/PARTNER AMOUNTS SEPARATELY), display "{your/SP's} job-related".  
Otherwise, display "You told me earlier that {you have/SP has} a job-related pension plan." and "this".

**QUESTION TEXT:**

{You told me earlier that {you have/SP has} a job-related pension plan.} In all, how much was received from {{your/SP's} job-related /this} pension plan in the last month, before any federal or state taxes were taken out (for the month of {CURRENT MONTH - 1})?

IF NEEDED: We don't need an exact dollar amount. The nearest \$100 is fine.

IF NEEDED: We know questions like these may be difficult to answer, but we need to know this to understand how people manage financially as they age and what effect this might have on their health.

ENTER SP PENSION PLAN AMOUNT

**ENTER NUMBER**

Range 1 to 9999  
REFUSED  
DON'T KNOW

**PROGRAMMER INSTRUCTIONS:**

Range: \$1-\$9,999  
Do not display the phrase 'Enter Number'.  
If IA24A = 1-9999, go to BOX IA25a.

**IA24B**

**ia1penspest**

R1 IA24B EST SP JOB PENSION AMT

**QUESTION TEXT:**

SHOW CARD IA9

Was it...

**CODES**

1 less than \$400,  
2 \$400-\$799,  
3 \$800-\$1,499,  
4 \$1,500-\$3,399, or  
5 \$3,400 or more?  
REFUSED  
DON'T KNOW

If IA23 = 2 (ENTER SP AND SPOUSE/PARTNER AMOUNTS SEPARATELY), go to IA25a.  
Otherwise, go to BOX IA26.

IA25A

ia1pentamt

R1 IA25A PARTNR JOB PENSN AMOUNT

DISPLAY INSTRUCTIONS:

If PROXY RELATIONSHIP = 2 (SPOUSE/PARTNER), display "you have" and "your".  
Otherwise, display "{SPOUSE/PARTNER FIRSTNAME LASTNAME} has" and "{SPOUSE/PARTNER FIRSTNAME LASTNAME}'s".

If IA23 = 2 (ENTER SP and SPOUSE/PARTNER AMOUNTS SEPARATELY), display "{your/SP's} job-related".  
Otherwise, display "You told me earlier that {you have/{SPOUSE/PARTNER FIRSTNAME LASTNAME} has} a job-related pension plan" and "this".

QUESTION TEXT:

{You told me earlier that {you have/{SPOUSE/PARTNER FIRSTNAME LASTNAME} has} a job-related pension plan.} In all, how much was received from {{your/{SPOUSE/PARTNER FIRSTNAME LASTNAME}'s} job-related/this} pension plan in the last month, before any federal or state taxes were taken out (for the month of {CURRENT MONTH - 1})?

IF NEEDED: We don't need an exact dollar amount. The nearest \$100 is fine.

IF NEEDED: We know questions like these may be difficult to answer, but we need to know this to understand how people manage financially as they age and what effect this might have on their health.

ENTER SPOUSE/PARTNER PENSION PLAN AMOUNT

ENTER NUMBER

Range 1 to 9999  
REFUSED  
DON'T KNOW

PROGRAMMER INSTRUCTIONS:

Do not display the phrase 'Enter Number'.  
If IA25A = 1-9999, go to BOX IA26.

IA25B

ia1penptest

R1 IA25B EST PARTNR JOB PEN AMT

QUESTION TEXT:

SHOW CARD IA9

Was it...

CODES

- 1 less than \$400,
- 2 \$400-\$799,
- 3 \$800-\$1,499,
- 4 \$1,500-\$3,399, or
- 5 \$3,400 or more?
- REFUSED
- DON'T KNOW

If IA7 = 1 (SP HAS RETIREMENT ACCT) and 2 (SPOUSE HAS RETIREMENT ACCT), go to IA26.  
 Else if IA7 = 1 (SP HAS RETIREMENT ACCT), go to IA27a.  
 Else if IA7 = 2 (SPOUSE HAS RETIREMENT ACCT), go to IA28a.  
 Otherwise, go to BOX IA35.

**IA26**

**ia1retworth**

R1 IA26 RETIREMENT ACCOUNT WORTH

**DISPLAY INSTRUCTIONS:**

If PROXY flag = 2 (no) or PROXY RELATIONSHIP = 2 (SPOUSE/PARTNER), display "you".  
 Otherwise, display "SP".

If PROXY RELATIONSHIP = 2 (SPOUSE/PARTNER), display "SP FIRSTNAME LASTNAME".  
 Otherwise, display "SPOUSE/PARTNER FIRSTNAME LASTNAME".

Display "currently" in underlined text.

**QUESTION TEXT:**

This next question is a bit different. You mentioned that {you/SP} and {SP FIRSTNAME  
 LASTNAME/SPOUSE/PARTNER FIRSTNAME LASTNAME} have retirement accounts. In total, about  
 how much is currently in all of these retirement accounts?

IF NEEDED: Retirement accounts include 401K, 403B, IRA and Keough accounts.

IF NEEDED: We don't need an exact dollar amount. The nearest \$1,000 is fine.

IF NEEDED: We know questions like these may be difficult to answer, but we need to know this to  
 understand how people manage financially as they age and what effect this might have on their  
 health.

**CODES**

- |   |   |       |
|---|---|-------|
| 1 | ENTER COMBINED AMOUNT                             |       |
| 2 | ENTER SP AND SPOUSE/PARTNER AMOUNTS<br>SEPARATELY | IA27A |
|   | REFUSED   | IA26B |
|   | DON'T KNOW  | IA26B |

**IA26a**

**ia1retjtwrt**

R1 IA26A JOINT RETIR ACCT WORTH

**QUESTION TEXT:**

ENTER COMBINED SP AND SPOUSE/PARTNER RETIREMENT ACCOUNT AMOUNT

**ENTER NUMBER**

Range

1 to 9999999

**PROGRAMMER INSTRUCTIONS:**

Range: \$1-\$9,999,999  
 Do not display the phrase 'Enter Number'.  
 If IA26A = 1-9999999, go to BOX IA29.

**IA26b****ia1retjttest**

R1 IA26B EST JOINT RET ACCT WRTH

**QUESTION TEXT:**

SHOW CARD IA10

Is it...

**CODES**

1	less than \$16,000,	BOX IA29
2	\$16,000-\$49,999,	BOX IA29
3	\$50,000-\$118,999,	BOX IA29
4	\$119,000-\$224,999, or	BOX IA29
5	\$225,000 or more?	BOX IA29
	REFUSED	BOX IA29
	DON'T KNOW	BOX IA29

**IA27a****ia1retspwrt**

R1 IA27A SP RETIREMENT ACCT WRTH

**DISPLAY INSTRUCTIONS:**

If PROXY flag = 2 (no), display "you have".  
Otherwise, display "SP has".

Display "currently" in underlined text.

**QUESTION TEXT:**

This next question is a bit different. You mentioned that {you have/SP has} retirement accounts.  
In total, about how much is currently in all of these retirement accounts?

IF NEEDED: Retirement accounts include 401K, 403B, IRA and Keough accounts.

IF NEEDED: We don't need an exact dollar amount. The nearest \$1,000 is fine.

IF NEEDED: We know questions like these may be difficult to answer, but we need to know this to understand how people manage financially as they age and what effect this might have on their health.

ENTER SP RETIREMENT ACCOUNT AMOUNT

**ENTER NUMBER**

Range	1 to 999999
REFUSED	
DON'T KNOW	

**PROGRAMMER INSTRUCTIONS:**

Range: \$1-\$999,999  
Do not display the phrase 'Enter Number'.  
If IA27A = 1-999999, go to BOX IA28a.

QUESTION TEXT:

SHOW CARD IA11

Is it...

CODES

- 1 less than \$10,000,
  - 2 \$10,000-\$27,999,
  - 3 \$28,000-\$54,999,
  - 4 \$55,000-\$143,999, or
  - 5 \$144,000 or more?
- REFUSED  
DON'T KNOW

BOX IA28a

BOXIA28a

NOT ON FILE

If IA26 = 2 (ENTER SP AND SPOUSE/PARTNER AMOUNTS SEPARATELY), go to IA28a.  
Otherwise, go to BOX IA29.

IA28a

ia1retptwrt

R1 IA28A PRTNR RET ACCT WORTH

DISPLAY INSTRUCTIONS:

If PROXY RELATIONSHIP = 2 (SPOUSE/PARTNER), display "you have".  
Otherwise, display "{SPOUSE/PARTNER FIRSTNAME LASTNAME} has".

Display "currently" in underlined text.

QUESTION TEXT:

This next question is a bit different. You mentioned that {you have/{SPOUSE/PARTNER FIRSTNAME LASTNAME} has} retirement accounts. In total, about how much is currently in all of these retirement accounts?

IF NEEDED: Retirement accounts include 401K, 403B, IRA and Keough accounts.

IF NEEDED: We don't need an exact dollar amount. The nearest \$1,000 is fine.

IF NEEDED: We know questions like these may be difficult to answer, but we need to know this to understand how people manage financially as they age and what effect this might have on their health.

ENTER SPOUSE/PARTNER RETIREMENT ACCOUNT AMOUNT

ENTER NUMBER

Range

1 to 999999

REFUSED

DON'T KNOW

PROGRAMMER INSTRUCTIONS:

Range: \$1-\$999,999

Do not display the phrase 'Enter Number'.

If IA28A = 1-999999, go to BOX IA29.

## QUESTION TEXT:

SHOW CARD IA11

Is it...

## CODES

- |   |                        |
|---|------------------------|
| 1 | less than \$10,000,    |
| 2 | \$10,000-\$27,999,     |
| 3 | \$28,000-\$54,999,     |
| 4 | \$55,000-\$143,999, or |
| 5 | \$144,000 or more?     |
|   | REFUSED                |
|   | DON'T KNOW             |

## BOX IA29

## BOXIA29

NOT ON FILE

If IA7 = 1 (SP HAS RETIREMENT ACCT) and 2 (SPOUSE HAS RETIREMENT ACCT), go to IA29.  
 Else if IA7 = 1 (SP HAS RETIREMENT ACCT), go to IA30a.  
 Else if IA7 = 2 (SPOUSE HAS RETIREMENT ACCT), go to IA31a.  
 Otherwise, go to BOX IA35.

## IA29

## ia1rtlmwdrw

R1 IA29 RETRMNT WDRW AMT LST MTH

## DISPLAY INSTRUCTIONS:

If PROXY flag = 2 (no) or PROXY RELATIONSHIP = 2 (SPOUSE/PARTNER), display "you".  
 Otherwise, display "SP".

If PROXY RELATIONSHIP = 2 (SPOUSE/PARTNER), display "SP FIRSTNAME LASTNAME".  
 Otherwise, display "SPOUSE/PARTNER FIRSTNAME LASTNAME".

Display "Last month" in bold underlined text.

## QUESTION TEXT:

Last month, how much altogether did {you/SP} and {SP FIRSTNAME LASTNAME/SPOUSE/PARTNER FIRSTNAME LASTNAME} receive or withdraw from all of these retirement accounts (for the month of {CURRENT MONTH - 1})?

IF NEEDED: We don't need an exact dollar amount. The nearest \$100 is fine.

IF NEEDED: We know questions like these may be difficult to answer, but we need to know this to understand how people manage financially as they age and what effect this might have on their health.

## CODES

- |   |  |       |
|---|--|-------|
| 1 | ENTER COMBINED AMOUNT                          |       |
| 2 | ENTER SP AND SPOUSE/PARTNER AMOUNTS SEPARATELY | IA30A |
|   | REFUSED  | IA29B |
|   | DON'T KNOW                                     | IA29B |

**IA29a****ia1rtlmjtwdr**

R1 IA29A JOINT RET WDRW LST MTH

**QUESTION TEXT:**

ENTER COMBINED SP AND SPOUSE/PARTNER RETIREMENT ACCOUNT AMOUNT

**ENTER NUMBER**

Range

1 to 9999

**PROGRAMMER INSTRUCTIONS:**

Range: \$1-\$9,999

Do not display the phrase 'Enter Number'.

If IA29A = 1-9999, go to BOX IA32.

**IA29b****ia1rtlmjtest**

R1 IA29B EST JONT RET WDR LS MTH

**DISPLAY INSTRUCTIONS:**

Display "last month" in underlined text.

**QUESTION TEXT:**

SHOW CARD IA12

For last month, was it...

**CODES**

1	less than \$200,	BOX IA32
2	\$200-\$299,	BOX IA32
3	\$300-\$699,	BOX IA32
4	\$700-\$1,499, or	BOX IA32
5	\$1,500 or more?	BOX IA32
	REFUSED	BOX IA32
	DON'T KNOW	BOX IA32

**IA30a****ia1rtlmjpwdr**

R1 IA30A SP RET WDRWL LAST MONTH

**DISPLAY INSTRUCTIONS:**

If PROXY flag = 2 (no), display "you" and "your".

Otherwise, display "SP" and "{his/her}".

Display "last month" in underlined text.

**QUESTION TEXT:**

Last month, how much altogether did {you/SP} receive or withdraw from {your/his/her} retirement accounts (for the month of {CURRENT MONTH - 1})?

IF NEEDED: We don't need an exact dollar amount. The nearest \$100 is fine.

IF NEEDED: We know questions like these may be difficult to answer, but we need to know this to understand how people manage financially as they age and what effect this might have on their health.

ENTER SP RETIREMENT ACCOUNT AMOUNT



**ENTER NUMBER**

Range 1 to 9999  
REFUSED  
DON'T KNOW

**PROGRAMMER INSTRUCTIONS:**

Range: \$1-\$9,999  
Do not display the phrase 'Enter Number'.  
If IA30A = 1-9999, go to BOX IA31a.

**IA30b**

**ia1rtlmspest**

R1 IA30B EST SP RET WDR LST MNTH

**DISPLAY INSTRUCTIONS:**

Display "last month" in underlined text.

**QUESTION TEXT:**

SHOW CARD IA13  
For last month, was it...

**CODES**

- 1 less than \$100,
  - 2 \$100-\$199,
  - 3 \$200-\$399,
  - 4 \$400-\$1,099, or
  - 5 \$1,100 or more?
- REFUSED  
DON'T KNOW

**BOX IA31a**

**BOXIA31a**

NOT ON FILE

If IA29 = 2 (ENTER SP AND SPOUSE/PARTNER AMOUNTS SEPARATELY), go to IA31a.  
Otherwise, go to BOX IA32.

**IA31a**

**ia1rtlmpwdr**

R1 IA31A PARTNR RET WDR LST MTH

**DISPLAY INSTRUCTIONS:**

If PROXY RELATIONSHIP = 2 (SPOUSE/PARTNER), display "you" and "your".  
Otherwise, display "{SPOUSE/PARTNER FIRSTNAME LASTNAME}" and "{his/her}.

Display "Last month" in underlined text.

**QUESTION TEXT:**

Last month, how much altogether did {you/{SPOUSE/PARTNER FIRSTNAME LASTNAME}} receive or withdraw from {your/his/her} retirement accounts (for the month of {CURRENT MONTH - 1})?  
  
IF NEEDED: We don't need an exact dollar amount. The nearest \$100 is fine.  
  
IF NEEDED: We know questions like these may be difficult to answer, but we need to know this to understand how people manage financially as they age and what effect this might have on their health.  
  
ENTER SPOUSE/PARTNER RETIREMENT ACCOUNT AMOUNT

**ENTER NUMBER**

Range 1 to 9999  
REFUSED  
DON'T KNOW

**PROGRAMMER INSTRUCTIONS:**

Range: \$1-\$9,999  
Do not display the phrase 'Enter Number'.  
If IA31A = 1-9999, go to BOX IA32.

**IA31b**

**ia1rtlmpstest**

R1 IA31B EST PARTNR WDR LST MTH

**DISPLAY INSTRUCTIONS:**

Display "last month" in underlined text.

**QUESTION TEXT:**

SHOW CARD IA13

For last month, was it...

**CODES**

- 1 less than \$100,
- 2 \$100-\$199,
- 3 \$200-\$399,
- 4 \$400-\$1,099, or
- 5 \$1,100 or more?  
REFUSED  
DON'T KNOW

**BOX IA32**

**BOXIA32**

NOT ON FILE

If IA7 = 1 (SP HAS RETIREMENT ACCT) and 2 (SPOUSE HAS RETIREMENT ACCT), go to IA32.  
Else if IA7 = 1 (SP HAS RETIREMENT ACCT), go to IA33a.  
Else if IA7 = 2 (SPOUSE HAS RETIREMENT ACCT), go to IA34a.  
Otherwise, go to BOX IA35.

**IA32**

**ia1rtyrwdrw**

R1 IA32 RETRMNT WDRWL AMT LST YR

**DISPLAY INSTRUCTIONS:**

If PROXY flag = 2 (no) or PROXY RELATIONSHIP = 2 (SPOUSE/PARTNER), display "you".  
Otherwise, display "SP".

If PROXY RELATIONSHIP = 2 (SPOUSE/PARTNER), display "SP FIRSTNAME LASTNAME".  
Otherwise, display "SPOUSE/PARTNER FIRSTNAME LASTNAME".

Display "last year" in underlined text.

**QUESTION TEXT:**

Now thinking about all of last year (that is calendar year {CURRENT YEAR - 1}), how much altogether did {you/SP} and {SP FIRSTNAME LASTNAME/SPOUSE/PARTNER FIRSTNAME LASTNAME} receive or withdraw from all of these retirement accounts?

IF NEEDED: We don't need an exact dollar amount. The nearest \$100 is fine.

IF NEEDED: We know questions like these may be difficult to answer, but we need to know this to understand how people manage financially as they age and what effect this might have on their health.

**CODES**

1	ENTER COMBINED AMOUNT	
2	ENTER SP AND SPOUSE/PARTNER AMOUNTS SEPARATELY	IA33A
	REFUSED	IA32B
	DON'T KNOW	IA32B

---

**IA32a**

**ia1rtyrjtamt**

R1 IA32A AMT JOINT RET WDR LS YR

**QUESTION TEXT:**

ENTER COMBINED SP AND SPOUSE/PARTNER RETIREMENT ACCOUNT AMOUNT

**ENTER NUMBER**

Range

1 to 9999999

**PROGRAMMER INSTRUCTIONS:**

Range: \$1-\$9,999,999

Do not display the phrase 'Enter Number'.

If IA32A = 1-9999999, go to BOX IA35.

---

**IA32b**

**ia1rtyrjttest**

R1 IA32B EST JOINT RET WDR LS YR

**DISPLAY INSTRUCTIONS:**

Display "last year" in underlined text.

**QUESTION TEXT:**

SHOW CARD IA14

For last year, was it...

**CODES**

1	less than \$2,400,	BOX IA35
2	\$2,400-\$3,599,	BOX IA35
3	\$3,600-\$8,399,	BOX IA35
4	\$8,400-\$17,999, or	BOX IA35
5	\$18,000 or more?	BOX IA35
	REFUSED	BOX IA35
	DON'T KNOW	BOX IA35

---

**IA33a****ia1rtyrspamt**

R1 IA33A SP AMT RCWDR RET LS YR

**DISPLAY INSTRUCTIONS:**

If PROXY flag = 2 (no), display “you” and “your”.  
 Otherwise, display “SP” and “{his/her}”.

Display “last year” in underlined text.

**QUESTION TEXT:**

Now thinking about all of last year (that is calendar year {CURRENT YEAR – 1}), how much altogether did {you/SP} receive or withdraw from all of {your/his/her} retirement plans?

IF NEEDED: We don’t need an exact dollar amount. The nearest \$100 is fine.

IF NEEDED: We know questions like these may be difficult to answer, but we need to know this to understand how people manage financially as they age and what effect this might have on their health.

ENTER SP RETIREMENT ACCOUNT AMOUNT

**ENTER NUMBER**

Range	1 to 9999999
REFUSED	
DON’T KNOW	

**PROGRAMMER INSTRUCTIONS:**

Range: \$1-\$9,999,999  
 Do not display the phrase 'Enter Number'.  
 If IA33A = 1-9999999, go to BOX IA34a.

**IA33b****ia1rtyrspest**

R1 IA33B EST SP RCWDR RET LS YR

**DISPLAY INSTRUCTIONS:**

Display “last year” in underlined text.

**QUESTION TEXT:**

SHOW CARD IA15

For last year, was it...

**CODES**

1	less than \$1,200,
2	\$1,200-\$2,399,
3	\$2,400-\$4,799,
4	\$4,800-\$13,199, or
5	\$13,200 or more?
	REFUSED
	DON’T KNOW

If IA32 = 2 (ENTER SP AND SPOUSE/PARTNER AMOUNTS SEPARATELY), go to IA34a.  
 Otherwise, go to BOX IA35.

**IA34a**

**ia1rtyrptamt**

R1 IA34A PARTNR RCVWDR RET LS YR

**DISPLAY INSTRUCTIONS:**

If PROXY RELATIONSHIP = 2 (SPOUSE/PARTNER), display “you” and “your”.  
 Otherwise, display “{SPOUSE/PARTNER FIRSTNAME LASTNAME}” and “{his/her}”.

Display “last year” in underlined text.

**QUESTION TEXT:**

Now thinking about all of last year (that is calendar year {CURRENT YEAR – 1}), how much altogether did {you/{SPOUSE/PARTNER FIRSTNAME LASTNAME}} receive or withdraw from all of {your/his/her} retirement plans?

IF NEEDED: We don’t need an exact dollar amount. The nearest \$100 is fine.

IF NEEDED: We know questions like these may be difficult to answer, but we need to know this to understand how people manage financially as they age and what effect this might have on their health.

ENTER SPOUSE/PARTNER RETIREMENT ACCOUNT AMOUNT

**ENTER NUMBER**

Range 1 to 9999999  
 REFUSED  
 DON’T KNOW

**PROGRAMMER INSTRUCTIONS:**

Range: \$1-\$9,999,999  
 Do not display the phrase 'Enter Number'.  
 If IA34A = 1-9999999, go to BOX IA35.

**IA34b**

**ia1rtyrptest**

R1 IA34B EST PRTNR WDR RET LS YR

**DISPLAY INSTRUCTIONS:**

Display “last year” in underlined text.

**QUESTION TEXT:**

SHOW CARD IA15

For last year, was it...

**CODES**

- 1 less than \$1,200,
- 2 \$1,200-\$2,399,
- 3 \$2,400-\$4,799,
- 4 \$4,800-\$13,199, or
- 5 \$13,200 or more?

REFUSED  
DON'T KNOW

---

**BOX IA35**

**BOXIA35**

NOT ON FILE

If [IA8 = 1 (SP MUTUAL FUNDS) and IA8 = 2 (SPOUSE MUTUAL FUNDS)] or IA8 = 3 (JOINT MUTUAL FUNDS) or [IA9 = 1 (SP BONDS) and IA9 = 2 (SPOUSE BONDS)] or IA9 = 3 (JOINT BONDS), go to IA35.  
Else if IA8 = 1 (SP MUTUAL FUNDS) or IA9 = 1 (SP BONDS), go to IA36a.  
Else if IA8 = 2 (SPOUSE MUTUAL FUNDS) or IA9 = 2 (SPOUSE BONDS), go to IA37a.  
Otherwise, go to BOX IA38.

---

**IA35**

**ia1skbdwrth**

R1 IA35 NONRETR STKS BNDS WRTH

**DISPLAY INSTRUCTIONS:**

If PROXY flag = 2 (no) or PROXY RELATIONSHIP = 2 (SPOUSE/PARTNER), display "you".  
Otherwise, display "SP".

If PROXY RELATIONSHIP = 2 (SPOUSE/PARTNER), display "SP FIRSTNAME LASTNAME".  
Otherwise, display "SPOUSE/PARTNER FIRSTNAME LASTNAME".

If IA8 = 1 (SP MUTUAL FUNDS) or 2 (SPOUSE MUTUAL FUNDS) or 3 (JOINT MUTUAL FUNDS), display "mutual funds or stocks".

If IA9 = 1 (SP BONDS) or 2 (SPOUSE BONDS) or 3 (JOINT BONDS), display "government, corporate, or other bonds".

If more than one type of asset displayed, display "and" between them.

**QUESTION TEXT:**

You told me earlier that {you/SP} and {SP FIRSTNAME LASTNAME/SPOUSE/PARTNER FIRSTNAME LASTNAME} own {mutual funds or stocks} {government, corporate, or other bonds} that are not part of retirement accounts. About how much are these worth?

IF NEEDED: We don't need an exact dollar amount. The nearest \$1,000 is fine.

IF NEEDED: We know questions like these may be difficult to answer, but we need to know this to understand how people manage financially as they age and what effect this might have on their health.

**CODES**

1	ENTER COMBINED AMOUNT	
2	ENTER SP AND SPOUSE/PARTNER AMOUNTS SEPARATELY	IA36A
	REFUSED	BOX IA35B
	DON'T KNOW	BOX IA35B

---

**IA35a**

**ia1skbdjtwrt**

R1 IA35A JOINT STKS BNDS WRTH

**QUESTION TEXT:**

ENTER COMBINED SP AND SPOUSE'S/PARTNER MUTUAL FUNDS/STOCKS/BONDS AMOUNT

**ENTER NUMBER**

Range

1 to 9999999

**PROGRAMMER INSTRUCTIONS:**

Range: \$1-\$9,999,999

Do not display the phrase 'Enter Number'.

If IA35A = 1-9999999, go to BOX IA38.

---

**BOX IA35b**

**BOXIA35b**

NOT ON FILE

If [IA8 = 1 (SP MUTUAL FUNDS) and IA8 = 2 (SPOUSE MUTUAL FUNDS)] or IA8 = 3 (JOINT MUTUAL FUNDS), go to IA35b.  
Otherwise, go to IA35c.

---

**IA35b**

**ia1skbdjtest**

R1 IA35B EST JOINT STKS BNDS WRT

**QUESTION TEXT:**

SHOW CARD IA16

Is it...

**CODES**

1	less than \$62,000,	BOX IA38
2	\$62,000-\$85,999,	BOX IA38
3	\$86,000-\$149,999,	BOX IA38
4	\$150,000-\$434,999, or	BOX IA38
5	\$435,000 or more?	BOX IA38
	REFUSED	BOX IA38
	DON'T KNOW	BOX IA38

---

**IA35c**

**ia1bndjtest**

R1 IA35C EST JOINT ONLY BNDS WRT

**QUESTION TEXT:**

SHOW CARD IA17

Is it...

**CODES**

1	less than \$1,000,	BOX IA38
2	\$1,000-\$1,999,	BOX IA38
3	\$2,000-\$19,999,	BOX IA38
4	\$20,000-\$49,999, or	BOX IA38
5	\$50,000- or more?	BOX IA38
	REFUSED	BOX IA38
	DON'T KNOW	BOX IA38

---

IA36a

ia1skbdspwrt

R1 IA36A SP STKS BONDS WRTH

**DISPLAY INSTRUCTIONS:**

If PROXY flag = 2 (no), display "you own".  
Otherwise, display "SP owns".

If IA8 = 1 (SP MUTUAL FUNDS), display "mutual funds or stocks".  
If IA9 = 1 (SP BONDS), display "government, corporate, or other bonds".

If more than one type of asset displayed, display "and" between them.

**QUESTION TEXT:**

You told me earlier that {you own/SP owns} {mutual funds or stocks} {government, corporate, or other bonds} that are not part of retirement accounts. About how much are these worth?

IF NEEDED: We don't need an exact dollar amount. The nearest \$1,000 is fine.

IF NEEDED: We know questions like these may be difficult to answer, but we need to know this to understand how people manage financially as they age and what effect this might have on their health.

ENTER SP MUTUAL FUNDS/STOCKS/BONDS AMOUNT

**ENTER NUMBER**

Range 1 to 9999999  
REFUSED  
DON'T KNOW

**PROGRAMMER INSTRUCTIONS:**

Range: \$1-\$9,999,999  
Do not display the phrase 'Enter Number'.  
If IA36A = 1-9999999, go to BOX IA37a.

**BOX IA36b**

**BOXIA36b**

NOT ON FILE

If IA8 = 1 (SP MUTUAL FUNDS), go to IA36b.  
Otherwise, go to IA36c.

**IA36b**

ia1skbdspst

R1 IA36B EST SP STKS BNDS WRTH

**QUESTION TEXT:**

SHOW CARD IA18

Is it...

**CODES**

1	less than \$77,000,	BOX IA37A
2	\$77,000-\$79,999,	BOX IA37A
3	\$80,000-\$171,999,	BOX IA37A
4	\$172,000-\$199,999, or	BOX IA37A
5	\$200,000- or more?	BOX IA37A
	REFUSED	BOX IA37A
	DON'T KNOW	BOX IA37A



IA36c

ia1bndspst

R1 IA36C EST SP ONLY BNDS WRTH

QUESTION TEXT:

SHOW CARD IA19

Is it...

CODES

- 1 less than \$1,000,
  - 2 \$1,000-\$15,999,
  - 3 \$16,000-\$33,999,
  - 4 \$34,000-\$55,999, or
  - 5 \$56,000- or more?
- REFUSED  
DON'T KNOW

BOX IA37a

BOXIA37a

NOT ON FILE

If IA8 = 2 (SPOUSE MUTUAL FUNDS) or IA9 = 2 (SPOUSE BONDS), go to IA37a.  
Otherwise, go to BOX IA38.

IA37a

ia1skbdptwrt

R1 IA37A PARTNR STKS BNDS WRTH

DISPLAY INSTRUCTIONS:

If PROXY RELATIONSHIP = 2 (SPOUSE/PARTNER), display "you own".  
Otherwise, display "{SPOUSE/PARTNER FIRSTNAME LASTNAME} owns".

If IA8 = 2 (SPOUSE MUTUAL FUNDS), display "mutual funds or stocks".  
If IA9 = 2 (SPOUSE BONDS), display "government, corporate, or other bonds".

If more than one type of asset displayed, display "and" between each one.

QUESTION TEXT:

You told me earlier that {you own/{SPOUSE/PARTNER FIRSTNAME LASTNAME} owns}{mutual funds or stocks}{government, corporate, or other bonds} that are not part of retirement accounts. About how much are these worth?

IF NEEDED: We don't need an exact dollar amount. The nearest \$1,000 is fine.

IF NEEDED: We know questions like these may be difficult to answer, but we need to know this to understand how people manage financially as they age and what effect this might have on their health.

ENTER SPOUSE'S/PARTNER'S MUTUAL FUNDS/STOCKS/BONDS AMOUNT

ENTER NUMBER

Range 1 to 9999999  
REFUSED  
DON'T KNOW

PROGRAMMER INSTRUCTIONS:

Range: \$1-\$9,999,999  
Do not display the phrase 'Enter Number'.

If IA37A = 1-9999999, go to BOX IA38.

---

**BOX IA37b****BOXIA37b**

NOT ON FILE

If IA8 = 2 (SPOUSE MUTUAL FUNDS), go to IA37b.  
Otherwise, go to IA37c.

---

**IA37b****ia1skbdptest**

R1 IA37B PART EST STKS BNDS WRTH

**QUESTION TEXT:**

SHOW CARD IA18

Is it...

**CODES**

1	less than \$77,000,	BOX IA38
2	\$77,000-\$79,999,	BOX IA38
3	\$80,000-\$171,999,	BOX IA38
4	\$172,000-\$199,999, or	BOX IA38
5	\$200,000- or more?	BOX IA38
	REFUSED	BOX IA38
	DON'T KNOW	BOX IA38

---

**IA37c****ia1bndptest**

R1 IA37C PART EST ONLY BNDS WRTH

**QUESTION TEXT:**

SHOW CARD IA19

Is it...

**CODES**

1	less than \$1,000,
2	\$1,000-\$15,999,
3	\$16,000-\$33,999,
4	\$34,000-\$55,999, or
5	\$56,000- or more?
	REFUSED
	DON'T KNOW

---

**BOX IA38****BOXIA38**

NOT ON FILE

If [IA10a = 1 (SP CHECKING) and IA10a = 2 (SPOUSE CHECKING)] or IA10a = 3 (JOINT CHECKING) or [IA10b = 1 (SP SAVINGS) and IA10b = 2 (SPOUSE SAVINGS)] or IA10b = 3 (JOINT SAVINGS), or [IA10c = 1 (SP CDS) and IA10c = 2 (SPOUSE CDS)] or IA10c = 3 (JOINT CDS), go to IA38.  
Else if IA10a = 1 (SP CHECKING) or IA10b = 1 (SP SAVINGS) or IA10c = 1 (SP CDS), go to IA39a.  
Else if IA10a = 2 (SPOUSE CHECKING) or IA10b = 2 (SPOUSE SAVINGS) or IA10c = 2 (SPOUSE CDS), go to IA40a.  
Otherwise, go to BOX IA41.

**DISPLAY INSTRUCTIONS:**

If PROXY flag = 2 (no) or PROXY RELATIONSHIP = 2 (SPOUSE/PARTNER), display "you".  
Otherwise, display "SP".

If PROXY RELATIONSHIP = 2 (SPOUSE/PARTNER), display "SP FIRSTNAME LASTNAME".  
Otherwise, display "SPOUSE/PARTNER FIRSTNAME LASTNAME".

If IA10a = 1 (SP CHECKING) or IA10a = 2 (SPOUSE CHECKING) or IA10a = 3 (JOINT CHECKING), display "checking accounts".

If IA10b = 1 (SP SAVINGS) or IA10b = 2 (SPOUSE SAVINGS) or IA10b = 3 (JOINT SAVINGS), display "savings or money market accounts".

If IA10c = 1 (SP CDS) or IA10c = 2 (SPOUSE CDS) or IA10c = 3 (JOINT CDS), display "certificates of deposit or CDs".

If more than one type of account displayed, display "and" between each one.

Display "last month" in underlined text.

**QUESTION TEXT:**

You told me earlier that {you/SP} and {SP FIRSTNAME LASTNAME/SPOUSE/PARTNER FIRSTNAME LASTNAME} have {checking accounts}{savings or money market accounts}{certificates of deposit or CDs}.

If you added up all of these accounts, about how much were they worth early last month (meaning in the beginning of {CURRENT MONTH - 1})?

IF NEEDED: We don't need an exact dollar amount. The nearest \$100 is fine.

IF NEEDED: We know questions like these may be difficult to answer, but we need to know this to understand how people manage financially as they age and what effect this might have on their health.

**CODES**

1	ENTER COMBINED AMOUNT	
2	ENTER SP AND SPOUSE/PARTNER AMOUNTS SEPARATELY	IA39A
	REFUSED	BOX IA38B
	DON'T KNOW	BOX IA38B

**QUESTION TEXT:**

ENTER COMBINED SP AND SPOUSE/PARTNER ACCOUNTS TOTAL AMOUNT

**ENTER NUMBER**

Range

1 to 999999

**PROGRAMMER INSTRUCTIONS:**

Range: \$1-\$999,999

Do not display the phrase 'Enter Number'.

If IA38A = 1-999,999, go to BOX IA41.

If IA10c = [1 (SP CDs) and 2 (SPOUSE CDs)] or 3 (JOINT CDs), go to IA38b.  
 Otherwise, go to IA38c.

**IA38b**

**ia1bkcdjtest**

R1 IA38B EST JOINT BNK CD WRTH

**QUESTION TEXT:**

SHOW CARD IA20

Is it...

**CODES**

1	less than \$11,000,	BOX IA41
2	\$11,000-\$22,999,	BOX IA41
3	\$23,000-\$44,999,	BOX IA41
4	\$45,000-\$112,999, or	BOX IA41
5	\$113,000- or more?	BOX IA41
	REFUSED	BOX IA41
	DON'T KNOW	BOX IA41

**IA38c**

**ia1bnkjtest**

R1 IA38C EST JOINT BNK NO CD WRT

**QUESTION TEXT:**

SHOW CARD IA21

Is it...

**CODES**

1	less than \$1,000,	BOX IA41
2	\$1,000-\$5,999,	BOX IA41
3	\$6,000-\$13,999,	BOX IA41
4	\$14,000-\$35,999, or	BOX IA41
5	\$36,000- or more?	BOX IA41
	REFUSED	BOX IA41
	DON'T KNOW	BOX IA41

**IA39a**

**ia1bkcdspwrt**

R1 IA39A SP BNK CDS WORTH

**DISPLAY INSTRUCTIONS:**

If PROXY flag = 2 (no), display "you have".  
 Otherwise, display "SP has".

If IA10a = 1 (SP CHECKING), display "a checking account".  
 If IA10b = 1 (SP SAVINGS), display "a savings or money market account".  
 If IA10c = 1 (SP CDS), display "certificates of deposit or CDs".

If more than one type of account displayed, display "and" between each one.

Display "last month" in underlined text.

**QUESTION TEXT:**

You told me earlier that {you have/SP has} {a checking account} {a savings or money market account} {certificates of deposit or CDs}.

If you added up all of these accounts, about how much were they worth early last month (meaning in the beginning of {CURRENT MONTH - 1})?

IF NEEDED: We don't need an exact dollar amount. The nearest \$100 is fine.

IF NEEDED: We know questions like these may be difficult to answer, but we need to know this to understand how people manage financially as they age and what effect this might have on their health.

ENTER SP ACCOUNTS TOTAL AMOUNT

**ENTER NUMBER**

Range 1 to 999999  
REFUSED  
DON'T KNOW

**PROGRAMMER INSTRUCTIONS:**

Range: \$1-\$999,999  
Do not display the phrase 'Enter Number'.  
If IA39A = 1-999,999, go to BOX IA40a.

**BOX IA39b**

**BOXIA39b**

NOT ON FILE

If IA10c = 1 (SP CDs), go to IA39b.  
Otherwise, go to IA39c.

**IA39b**

**ia1bkcdspest**

R1 IA39B SP EST BNK ACCT CD WRTH

**QUESTION TEXT:**

SHOW CARD IA22

Is it...

**CODES**

1	less than \$10,000,	BOX IA40A
2	\$10,000-\$22,999,	BOX IA40A
3	\$23,000-\$55,999,	BOX IA40A
4	\$56,000-\$80,999, or	BOX IA40A
5	\$81,000 or more?	BOX IA40A
	REFUSED	BOX IA40A
	DON'T KNOW	BOX IA40A

**IA39c**

**ia1bnkspst**

R1 IA39C SP EST BNK NO CD WRTH

**QUESTION TEXT:**

SHOW CARD IA23

Is it...

**CODES**

1	less than \$600,
2	\$600-\$999,
3	\$1,000-\$2,999,
4	\$3,000-\$10,999, or
5	\$11,000 or more?
	REFUSED
	DON'T KNOW

**BOX IA40a****BOXIA40a**

NOT ON FILE

If IA10a = 2 (SPOUSE CHECKING) or IA10b = 2 (SPOUSE SAVINGS) or IA10c = 2 (SPOUSE CDS), go to IA40a.  
Otherwise, go to BOX IA41.

**IA40a****ia1bkcdptwrt**

R1 IA40A PARTNR BNK ACCT CD WRTH

**DISPLAY INSTRUCTIONS:**

If PROXY RELATIONSHIP = 2 (SPOUSE/PARTNER), display “you have”.  
Otherwise, display “{SPOUSE/PARTNER FIRSTNAME LASTNAME} has”.

If IA10a = 2 (SPOUSE CHECKING), display “a checking account”.  
If IA10b = 2 (SPOUSE SAVINGS), display “a savings or money market account”.  
If IA10c = 2 (SPOUSE CDS), display “certificates of deposit or CDs”.

If more than one type of account displayed, display “and” between each one.

Display “last month” in underlined text.

**QUESTION TEXT:**

You told me earlier that {you have/{SPOUSE/PARTNER FIRSTNAME LASTNAME} has} {a checking account} {a savings or money market account} {certificates of deposit or CDs}.

If you added up all of these accounts, about how much were they worth early last month (meaning in the beginning of {CURRENT MONTH - 1})?

IF NEEDED: We don't need an exact dollar amount. The nearest \$100 is fine.

IF NEEDED: We know questions like these may be difficult to answer, but we need to know this to understand how people manage financially as they age and what effect this might have on their health.

ENTER SPOUSE/PARTNER ACCOUNTS TOTAL AMOUNT

**ENTER NUMBER**

Range	1 to 999999
REFUSED	
DON'T KNOW	

**PROGRAMMER INSTRUCTIONS:**

Range: \$1-\$999,999  
Do not display the phrase 'Enter Number'.  
If IA40A = 1-999999, go to BOX IA41.

**BOX IA40b****BOXIA40b**

NOT ON FILE

If IA10c = 2 (SPOUSE CDS), go to IA40b.  
 Otherwise, go to IA40c.

**IA40b****ia1bkcdptest**

R1 IA40B EST PARTNR BNK CD WRTH

**QUESTION TEXT:**

SHOW CARD IA22

Is it...

**CODES**

1	less than \$10,000,	BOX IA41A
2	\$10,000-\$22,999,	BOX IA41A
3	\$23,000-\$55,999,	BOX IA41A
4	\$56,000-\$80,999, or	BOX IA41A
5	\$81,000 or more?	BOX IA41A
	REFUSED	BOX IA41A
	DON'T KNOW	BOX IA41A

**IA40c****ia1bnkptest**

R1 IA40C EST PART BNK NO CD WRTH

**QUESTION TEXT:**

SHOW CARD IA23

Is it...

**CODES**

1	less than \$600,
2	\$600-\$999,
3	\$1,000-\$2,999,
4	\$3,000-\$10,999, or
5	\$11,000 or more?
	REFUSED
	DON'T KNOW

**BOX IA41****BOXIA41**

NOT ON FILE

If [IA8 = 1 (SP MUTUAL FUNDS) and IA8 = 2 (SPOUSE MUTUAL FUNDS)] or IA8 = 3 (JOINT MUTUAL FUNDS) or [IA9 = 1 (SP BONDS) and IA9 = 2 (SPOUSE BONDS)] or IA9 = 3 (JOINT BONDS), or [IA10a = 1 (SP CHECKING) and IA10a = 2 (SPOUSE CHECKING)] or IA10a = 3 (JOINT CHECKING) or [IA10b = 1 (SP SAVINGS) and IA10b = 2 (SPOUSE SAVINGS)] or IA10b = 3 (JOINT SAVINGS), or [IA10c = 1 (SP CDS) and IA10c = 2 (SPOUSE CDS)] or IA10c = 3 (JOINT CDS), go to IA41.  
 Else if IA8 = 1 (SP MUTUAL FUNDS) or IA9 = 1 (SP BONDS) or IA10a = 1 (SP CHECKING) or IA10b = 1 (SP SAVINGS) or IA10c = 1 (SP CDS), go to IA42a.  
 Else if IA8 = 2 (SPOUSE MUTUAL FUNDS) or IA9 = 2 (SPOUSE BONDS) or IA10a = 2 (SPOUSE CHECKING) or IA10b = 2 (SPOUSE SAVINGS) or IA10c = 2 (SPOUSE CDS), go to IA43a.  
 Otherwise, go to BOX IA44.

**DISPLAY INSTRUCTIONS:**

If PROXY flag = 2 (no) or PROXY RELATIONSHIP = 2 (SPOUSE/PARTNER), display "you".  
Otherwise, display "SP".

If PROXY RELATIONSHIP = 2 (SPOUSE/PARTNER), display "SP FIRSTNAME LASTNAME".  
Otherwise, display "SPOUSE/PARTNER FIRSTNAME LASTNAME".

If IA8 = 1 (SP MUTUAL FUNDS) or 2 (SPOUSE MUTUAL FUNDS) or 3 (JOINT MUTUAL FUNDS), display "mutual funds or stocks".

If IA9 = 1 (SP BONDS) or 2 (SPOUSE BONDS) or 3 (JOINT BONDS), display "government, corporate, or other bonds".

If [IA10a = 1 (SP CHECKING) or 2 (SPOUSE CHECKING) or 3 (JOINT CHECKING)] or [IA10b = 1 (SP SAVINGS) or 2 (SPOUSE SAVINGS) or 3 (JOINT SAVINGS)] or [IA10c = 1 (SP CDS) or 2 (SPOUSE CDS) or 3 (JOINT CDS)], display "bank accounts or CDs".

If more than one type of asset displayed, display "and" between each one.

Display "In the last year" in underlined text.

**QUESTION TEXT:**

In the last year, how much interest and dividend income did {you/SP} and {SP FIRSTNAME LASTNAME/SPOUSE/PARTNER FIRSTNAME LASTNAME} have altogether from {mutual funds or stocks} {government, corporate, or other bonds} {bank accounts or CDs}?

IF NEEDED: We don't need an exact dollar amount. The nearest \$1,000 is fine.

IF NEEDED: We know questions like these may be difficult to answer, but we need to know this to understand how people manage financially as they age and what effect this might have on their health.

**CODES**

1	ENTER COMBINED AMOUNT	
2	ENTER SP AND SPOUSE/PARTNER AMOUNTS SEPARATELY	IA42A
	REFUSED	IA41B
	DON'T KNOW	IA41B

**QUESTION TEXT:**

ENTER SP AND SPOUSE'S/PARTNER'S INTEREST AND DIVIDEND INCOME AMOUNT

**ENTER NUMBER**

Range 1 to 99999

**PROGRAMMER INSTRUCTIONS:**

Range: \$1-\$99,999  
Do not display the phrase 'Enter Number'.  
If IA41A = 1-99999, go to BOX IA44.



**QUESTION TEXT:**

SHOW CARD IA24

Was it...

**CODES**

1	less than \$500,	BOX IA44
2	\$500-\$999,	BOX IA44
3	\$1,000-\$3,999,	BOX IA44
4	\$4,000-\$15,999, or	BOX IA44
5	\$16,000 or more?	BOX IA44
	REFUSED	BOX IA44
	DON'T KNOW	BOX IA44

**DISPLAY INSTRUCTIONS:**

If PROXY flag = 2 (no), display "you".  
Otherwise, display "SP".

If IA8 = 1 (SP MUTUAL FUNDS), display "mutual funds or stocks".

If IA9 = 1 (SP BONDS), display "bonds".

If IA10a = 1 (SP CHECKING) or IA10b = 1 (SP SAVINGS) or IA10c = 1 (SP CDS), display "bank accounts or CDs".

If more than one type of asset displayed, display "and" between each one.

Display "In the last year" in underlined text.

**QUESTION TEXT:**

In the last year, how much interest and dividend income did {you/SP} have altogether from {mutual funds or stocks}{bonds}{bank accounts or CDs}?

IF NEEDED: We don't need an exact dollar amount. The nearest \$1,000 is fine.

IF NEEDED: We know questions like these may be difficult to answer, but we need to know this to understand how people manage financially as they age and what effect this might have on their health.

ENTER SP INTEREST AND DIVIDEND INCOME AMOUNT

**ENTER NUMBER**

Range

1 to 9999

REFUSED

DON'T KNOW

**PROGRAMMER INSTRUCTIONS:**

Range: \$1-\$9,999

Do not display the phrase 'Enter Number'.

If IA42A = 1-9999, go to BOX IA43a.

**IA42b**

**ia1itdvspst**

R1 IA42B EST SP INTDIV INC LS YR

**QUESTION TEXT:**

SHOW CARD IA25

Was it...

**CODES**

- 1 less than \$200,
  - 2 \$200-\$999,
  - 3 \$1,000-\$3,999,
  - 4 \$4,000-\$6,999, or
  - 5 \$7,000 or more?
- REFUSED  
DON'T KNOW

**BOX IA43a**

**BOXIA43a**

NOT ON FILE

If IA8 = 2 (SPOUSE MUTUAL FUNDS) or IA9 = 2 (SPOUSE BONDS) or IA10a = 2 (SPOUSE CHECKING) or IA10b = 2 (SPOUSE SAVINGS) or IA10c = 2 (SPOUSE CDS), go to IA43a.  
Otherwise, go to BOX IA44.

**IA43a**

**ia1itdvptamt**

R1 IA43A PART INT DIV INC LS YR

**DISPLAY INSTRUCTIONS:**

If PROXY RELATIONSHIP = 2 (SPOUSE/PARTNER), display "you".  
Otherwise, display "{SPOUSE/PARTNER FIRSTNAME LASTNAME}".

If IA8 = 2 (SPOUSE MUTUAL FUNDS,) display "mutual funds or stocks".  
If IA9 = 2 (SPOUSE BONDS), display "bonds".  
If IA10a = 2 (SPOUSE CHECKING) or IA10b = 2 (SPOUSE SAVINGS) or IA10c = 2 (SPOUSE CDS), display "bank accounts or CDs".

If more than one type of asset displayed, display "and" between each one.

Display "In the last year" in bold underlined text.

**QUESTION TEXT:**

In the last year, how much interest and dividend income did {you/{SPOUSE/PARTNER FIRSTNAME LASTNAME}} have altogether from {mutual funds or stocks} {bonds} {bank accounts or CDs}?

IF NEEDED: We don't need an exact dollar amount. The nearest \$1,000 is fine.

IF NEEDED: We know questions like these may be difficult to answer, but we need to know this to understand how people manage financially as they age and what effect this might have on their health.

ENTER SPOUSE/PARTNER INTEREST AND DIVIDEND INCOME AMOUNT

**ENTER NUMBER**

Range  
REFUSED

1 to 9999

DON'T KNOW

**PROGRAMMER INSTRUCTIONS:**

Range: \$1-\$9,999

Do not display the phrase 'Enter Number'.

If IA43A = 1-9999, go to BOX IA44.

---

**IA43b**

**ia1itdvpctest**

R1 IA43B ESTPRT INT DV INC LS YR

**QUESTION TEXT:**

SHOW CARD IA25

Was it...

**CODES**

- |   |                     |
|---|---------------------|
| 1 | less than \$200,    |
| 2 | \$200-\$999,        |
| 3 | \$1,000-\$3,999,    |
| 4 | \$4,000-\$6,999, or |
| 5 | \$7,000 or more?    |
|   | REFUSED             |
|   | DON'T KNOW          |

---

**BOX IA44**

**BOXIA44**

NOT ON FILE

If [IA13 = 1 (SP BUSINESS/FARM/REAL ESTATE) and IA13 = 2 (SPOUSE BUSINESS/FARM/REAL ESTATE)] or IA13 = 3 (JOINT BUSINESS/FARM/REAL ESTATE), go to IA44.

Else if IA13 = 1 (SP BUSINESS/FARM/REAL ESTATE), go to IA45a.

Else if IA13 = 2 (SPOUSE BUSINESS/FARM/REAL ESTATE), go to IA46a.

Otherwise, go to BOX IA47.

---

**IA44**

**ia1brewrt**

R1 IA44 BUSINESS REALESTATE WRTH

**DISPLAY INSTRUCTIONS:**

If PROXY flag = 2 (no) or PROXY RELATIONSHIP = 2 (SPOUSE/PARTNER), display "you".  
Otherwise, display "SP".

If PROXY RELATIONSHIP = 2 (SPOUSE/PARTNER), display "SP FIRSTNAME LASTNAME".  
Otherwise, display "SPOUSE/PARTNER FIRSTNAME LASTNAME".

If HP1 = 1 (OWNS HOME), display "other than {SP}'s home".

**QUESTION TEXT:**

You told me earlier that {you/SP} and {SP FIRSTNAME LASTNAME/SPOUSE/PARTNER FIRSTNAME LASTNAME} have a business, a farm, or real estate {other than {SP}'s home}. If that real estate was sold today and then any debts on it were paid off, about how much would it bring?

IF NEEDED: We don't need an exact dollar amount. The nearest \$1,000 is fine.

IF NEEDED: We know questions like these may be difficult to answer, but we need to know this to understand how people manage financially as they age and what effect this might have on their health.

**CODES**

1	ENTER COMBINED AMOUNT	
2	ENTER SP AND SPOUSE/PARTNER AMOUNTS SEPARATELY	IA45A
	REFUSED	IA44B
	DON'T KNOW	IA44B

**IA44a****ia1brejtwrt**

R1 IA44A JOINT BUS REAL WRTH

**QUESTION TEXT:**

ENTER SP AND SPOUSE/PARTNER BUSINESS/FARM/REAL ESTATE COMBINED AMOUNT

**ENTER NUMBER**

Range

1 to 99999999

**PROGRAMMER INSTRUCTIONS:**

Range: \$1-\$99,999,999  
 Do not display the phrase 'Enter Number'.  
 If IA44A = 1-99999999, go to BOX IA47.

**IA44b****ia1brejtest**

R1 IA44B EST JOINT BUS REAL WRTH

**QUESTION TEXT:**

SHOW CARD IA26

Would it be...

**CODES**

1	less than \$30,000,	BOX IA47
2	\$30,000-\$151,999,	BOX IA47
3	\$152,000-\$367,999,	BOX IA47
4	\$368,000-\$956,999, or	BOX IA47
5	\$957,000 or more?	BOX IA47
	REFUSED	BOX IA47
	DON'T KNOW	BOX IA47

**IA45a****ia1brespwrt**

R1 IA45A SP BUS REAL WRTH

**DISPLAY INSTRUCTIONS:**

If PROXY flag = 2 (no), display "you have".  
 Otherwise, display "SP has".

If HP1 = 1 (OWNS HOME), display "other than {SP}'s home"

**QUESTION TEXT:**

You told me earlier that {you have/SP has} a business, a farm, or real estate {other than {SP}'s home}. If that real estate was sold today and then any debts on it were paid off, about how much would it bring?

IF NEEDED: We don't need an exact dollar amount. The nearest \$1,000 is fine.

IF NEEDED: We know questions like these may be difficult to answer, but we need to know this to understand how people manage financially as they age and what effect this might have on their health.

ENTER SP BUSINESS/FARM/REAL ESTATE AMOUNT

**ENTER NUMBER**

Range 1 to 99999999  
REFUSED  
DON'T KNOW

**PROGRAMMER INSTRUCTIONS:**

Range: \$1-\$99,999,999  
Do not display the phrase 'Enter Number'.  
If IA45A = 1-99999999, go to BOX IA46a.

---

**IA45b**

**ia1brespest**

R1 IA45B EST SP BUS REAL WRTH

**QUESTION TEXT:**

SHOW CARD IA27

Would it be...

**CODES**

- 1 less than \$30,000,
  - 2 \$30,000-\$88,999,
  - 3 \$89,000-\$295,999,
  - 4 \$296,000-\$360,999, or
  - 5 \$361,000 or more?
- REFUSED  
DON'T KNOW

---

**BOX IA46a**

**BOXIA46a**

NOT ON FILE

If IA13 = 2 (SPOUSE BUSINESS/FARM/REAL ESTATE), go to IA46a.  
Otherwise, go to BOX IA47.

---

**IA46a**

**ia1breptwrt**

R1 IA46A PART BUS REAL WRTH

**DISPLAY INSTRUCTIONS:**

If PROXY RELATIONSHIP = 2 (SPOUSE/PARTNER), display "you have".  
Otherwise, display "{SPOUSE/PARTNER FIRSTNAME LASTNAME} has".

If HP1 = 1 (OWNS HOME), display "other than {SP}'s home"

**QUESTION TEXT:**

You told me earlier that {you have/{SPOUSE/PARTNER FIRSTNAME LASTNAME} has} a business, a farm, or real estate {other than {SP}'s home}. If that real estate was sold today and then any debts on it were paid off, about how much would it bring?

IF NEEDED: We don't need an exact dollar amount. The nearest \$1,000 is fine.

IF NEEDED: We know questions like these may be difficult to answer, but we need to know this to understand how people manage financially as they age and what effect this might have on their health.

ENTER SPOUSE/PARTNER BUSINESS/FARM/REAL ESTATE AMOUNT

**ENTER NUMBER**

Range 1 to 99999999  
REFUSED  
DON'T KNOW

**PROGRAMMER INSTRUCTIONS:**

Range: \$1-\$99,999,999  
Do not display the phrase 'Enter Number'.  
If IA46A = 1-99999999, go to BOX IA47.

---

**IA46b**

**ia1breptest**

R1 IA46B EST PART BUS RE WRTH

**QUESTION TEXT:**

SHOW CARD IA27

Would it be...

**CODES**

1 less than \$30,000,  
2 \$30,000-\$88,999,  
3 \$89,000-\$295,999,  
4 \$296,000-\$360,999, or  
5 \$361,000 or more?  
REFUSED  
DON'T KNOW

---

**BOX IA47**

**BOXIA47**

NOT ON FILE

If [IA13 = 1 (SP BUSINESS/FARM/REAL ESTATE) and IA13 = 2 (SPOUSE BUSINESS/FARM/REAL ESTATE)] or IA13 = 3 (JOINT BUSINESS/FARM/REAL ESTATE), go to IA47.  
Else if IA13 = 1 (SP BUSINESS/FARM/REAL ESTATE), go to IA48a.  
Else if IA13 = 2 (SPOUSE BUSINESS/FARM/REAL ESTATE), go to IA49a.  
Otherwise, go to IA50.

---

**IA47**

**ia1breiinc**

R1 IA47 BUS REALESTATE INC LS YR

**DISPLAY INSTRUCTIONS:**

If PROXY flag = 2 (no) or PROXY RELATIONSHIP = 2 (SPOUSE/PARTNER), display "you".  
Otherwise, display "SP".

If PROXY RELATIONSHIP = 2 (SPOUSE/PARTNER), display "SP FIRSTNAME LASTNAME".  
Otherwise, display "SPOUSE/PARTNER FIRSTNAME LASTNAME".

Display "In the last year" in underlined text.

**QUESTION TEXT:**

In the last year altogether, how much income did {you/SP} and {SP FIRSTNAME LASTNAME/SPOUSE/PARTNER FIRSTNAME LASTNAME} receive from these businesses or property before any federal or state taxes were taken out?

IF NEEDED: We don't need an exact dollar amount. The nearest \$1,000 is fine.

IF NEEDED: We know questions like these may be difficult to answer, but we need to know this to understand how people manage financially as they age and what effect this might have on their health.

**CODES**

- 1 ENTER COMBINED AMOUNT
- 2 ENTER SP AND SPOUSE/PARTNER AMOUNTS IA48A  
SEPARATELY
- REFUSED IA47B
- DON'T KNOW IA47B

**IA47a**

**ia1breijtamt**

R1 IA47A JOINT BUS RE INC LS YR

**QUESTION TEXT:**

ENTER SP AND SPOUSE/PARTNER FROM BUSINESS/FARM/REAL ESTATE COMBINED AMOUNT

**ENTER NUMBER**

Range

1 to 99999999

**PROGRAMMER INSTRUCTIONS:**

Range: \$1-\$99,999,999  
Do not display the phrase 'Enter Number'.  
If IA47A = 1-99999999, go to BOX IA50.

**IA47b**

**ia1breijtest**

R1 IA47B EST JNT BUS RE INC LSYR

**QUESTION TEXT:**

SHOW CARD IA28

Was it...

**CODES**

- 1 less than \$7,200, IA50
- 2 \$7,200-\$16,799, IA50
- 3 \$16,800-\$40,799, IA50
- 4 \$40,800-\$86,399, IA50
- 5 \$86,400 or more? IA50
- REFUSED IA50
- DON'T KNOW IA50

**IA48a****ia1breispamt**

R1 IA48A AMT SP BUS RE INC LS YR

**DISPLAY INSTRUCTIONS:**

If PROXY flag = 2 (no), display “you”.  
 Otherwise, display “SP”.

Display “In the last year” in underlined text.

**QUESTION TEXT:**

In the last year altogether, how much income did {you/SP} receive from these businesses or property before any federal or state taxes were taken out?

IF NEEDED: We don’t need an exact dollar amount. The nearest \$1,000 is fine.

IF NEEDED: We know questions like these may be difficult to answer, but we need to know this to understand how people manage financially as they age and what effect this might have on their health.

ENTER SP BUSINESS/FARM/REAL ESTATE AMOUNT

**ENTER NUMBER**

Range	1 to 99999999
REFUSED	
DON’T KNOW	

**PROGRAMMER INSTRUCTIONS:**

Range: \$1-\$99,999,999  
 Do not display the phrase 'Enter Number'.  
 If IA48A = 1-99999999, go to BOX IA49a.

**IA48b****ia1breispest**

R1 IA48B EST SP BUS RE INC LS YR

**QUESTION TEXT:**

SHOW CARD IA29

Was it...

**CODES**

1	less than \$6,000,
2	\$6,000-11,999,
3	\$12,000-\$23,999,
4	\$24,000-\$47,999, or
5	\$48,000 or more?
	REFUSED
	DON’T KNOW

**BOX IA49a****BOXIA49a**

NOT ON FILE

If IA13 = 2 (SPOUSE BUSINESS/FARM/REAL ESTATE), go to IA49a.  
 Otherwise, go to IA50.



**IA49a**

**ia1breiptamt**

R1 IA49A PART BUS RE INC LS YR

**DISPLAY INSTRUCTIONS:**

If PROXY RELATIONSHIP = 2 (SPOUSE/PARTNER), display "you".  
Otherwise, display "{SPOUSE/PARTNER FIRSTNAME LASTNAME}".

Display "in the last year" in underlined text.

**QUESTION TEXT:**

In the last year altogether, how much income did {you/{SPOUSE/PARTNER FIRSTNAME LASTNAME}} receive from these businesses or property before any federal or state taxes were taken out?

IF NEEDED: We don't need an exact dollar amount. The nearest \$1,000 is fine.

IF NEEDED: We know questions like these may be difficult to answer, but we need to know this to understand how people manage financially as they age and what effect this might have on their health.

ENTER SPOUSE/PARTNER BUSINESS/FARM/REAL ESTATE AMOUNT

**ENTER NUMBER**

Range 1 to 99999999  
REFUSED  
DON'T KNOW

**PROGRAMMER INSTRUCTIONS:**

Do not display the phrase 'Enter Number'.

If IA49A = 1-99999999, go to BOX IA50.

**IA49b**

**ia1breiptest**

R1 IA49B EST PRT BS RE INC LS YR

**QUESTION TEXT:**

SHOW CARD IA29

Was it...

**CODES**

1 less than \$6,000,  
2 \$6,000-11,999,  
3 \$12,000-\$23,999,  
4 \$24,000-\$47,999, or  
5 \$48,000 or more?  
REFUSED  
DON'T KNOW

**IA50**

**ia1totinc**

R1 IA50 TOTAL INCOME

**ia1toincimf**

R1 F IMPUTED TOTAL INC FLG

**ia1toincim1**

R1 IA50 IMPUTED TOTAL INC1

**ia1toincim2**

R1 IA50 IMPUTED TOTAL INC2

**ia1toincim3**

R1 IA50 IMPUTED TOTAL INC3

ia1toincim4

R1 IA50 IMPUTED TOTAL INC4

ia1toincim5

R1 IA50 IMPUTED TOTAL INC5

**DISPLAY INSTRUCTIONS:**

If PROXY flag = 2 (no) or PROXY RELATIONSHIP = 2 (SPOUSE/PARTNER), display "your".  
Otherwise, display "SP's".

If HH1 = 1 (MARRIED) or 2 (LIVING WITH A PARTNER), display "and {SP FIRSTNAME  
LASTNAME/SPOUSE/PARTNER FIRSTNAME LASTNAME}'s".

If PROXY RELATIONSHIP = 2 (SPOUSE/PARTNER), display "SP FIRSTNAME LASTNAME".  
Otherwise, display "SPOUSE/PARTNER FIRSTNAME LASTNAME".

If IA1 = 1 (SP SS/RR) or 2 (SPOUSE SS/RR), display "Social Security or Railroad Retirement".

If IA4 = 1 (SP SSI) or 2 (SPOUSE SSI), display "Supplemental Security Income".

If IA5 = 1 (SP VA) or 2 (SPOUSE VA), display "the Veteran's Administration".

If IA6 = 1 (SP PENSION) or 2 (SPOUSE PENSION), display "a pension plan".

If IA7 = 1 (SP RETIREMENT ACCT) or 2 (SPOUSE RETIREMENT ACCT), display "any retirement accounts".

If IA8 = 1 (SP MUTUAL FUNDS), 2 (SPOUSE MUTUAL FUNDS) or 3 (JOINT MUTUAL FUNDS), display "mutual  
funds or stocks".

If IA9 = 1 (SP BONDS), 2 (SPOUSE BONDS) or 3 (JOINT BONDS), display "bonds".

If IA10a = 1 (SP CHECKING), 2 (SPOUSE CHECKING) or 3 (JOINT CHECKING) or IA10b = 1 (SP SAVINGS), 2  
(SPOUSE SAVINGS) or 3 (JOINT SAVINGS), display "bank accounts".

If IA10c = 1 (SP CDS), 2 (SPOUSE CDS) or 3 (JOINT CDS), display "CDs".

If IA13 = 1 (SP REAL ESTATE), 2 (SPOUSE REAL ESTATE) or 3 (JOINT REAL ESTATE), display "business, farm, or  
real estate".

If LF1 = 1 (SP WORK LAST WEEK) or LF2 = 1 (SP HAD JOB LAST WEEK) or LF3 = 1 (SP WORK LAST MONTH) or  
LF13 = 1 (SPOUSE WORK LAST MONTH), display "jobs".

If more than one income source displayed, display "and" between each one.

Display "last year" in underlined text.

**QUESTION TEXT:**

Now I want to ask about {your/SP's}{and SP FIRSTNAME LASTNAME/SPOUSE/PARTNER FIRSTNAME  
LASTNAME}'s} total income for last year, that is, for the calendar year ending in December {CURRENT YEAR -  
1} before any federal or state taxes were taken out.

Now think about that total income from:  
{Social Security or Railroad Retirement} {Supplemental Security Income}  
{the Veteran's Administration}  
{a pension plan} {any retirement accounts}  
{mutual funds or stocks} {bonds}  
{bank accounts} {CDs} {business, farm or real estate}  
{jobs} and from any other sources.

How much was {your/SP's}{and SP FIRSTNAME LASTNAME/SPOUSE/PARTNER FIRSTNAME LASTNAME}'s}  
total income before taxes for last year (this is, for the 12 months ending in December {CURRENT YEAR - 1})?

IF NEEDED: We don't need an exact dollar amount – the nearest \$1,000 is fine.

IF NEEDED: We know questions like these may be difficult to answer, but we need to know this to understand  
how people manage financially as they age and what effect this might have on their health.

ENTER TOTAL INCOME FOR LAST YEAR

[SECTION CO]

**ENTER NUMBER**

Range

1 to 99999999

REFUSED  
DON'T KNOW

**PROGRAMMER INSTRUCTIONS:**

Range: \$1-\$99,999,999  
Do not display the phrase 'Enter Number'.  
If IA50 = 1-99,999,999, go to Section CO.

---

**BOX IA51a**

**BOXIA51a**

NOT ON FILE

If HH1=1 (MARRIED) or 2 (LIVING WITH A PARTNER), go to IA51a.  
Otherwise, go to IA51b.

---

**IA51a**

**ia1toincesjt**

R1 IA51A JOINT EST TOT INCOME

**ia1eincimjf**

R1 F IMPTD JOINT EST TOT INC FLG

**ia1eincimj1**

R1 IA51A IMP EST JOINT TOT INC1

**ia1eincimj2**

R1 IA51A IMP EST JOINT TOT INC2

**ia1eincimj3**

R1 IA51A IMP EST JOINT TOT INC3

**ia1eincimj4**

R1 IA51A IMP EST JOINT TOT INC4

**ia1eincimj5**

R1 IA51A IMP EST JOINT TOT INC5

**QUESTION TEXT:**

SHOW CARD IA30

Was it...

**CODES**

1	less than \$27,600,	SECTION CO
2	\$27,600-\$41,999,	SECTION CO
3	\$42,000-\$63,999,	SECTION CO
4	\$64,000-\$107,999 or	SECTION CO
5	\$108,000 or more?	SECTION CO
	REFUSED	SECTION CO
	DON'T KNOW	SECTION CO

---

**IA51B**

**ia1toincessg**

R1 IA51B SINGLE EST TOT INC

**ia1eincimsf**

R1 F IMPUTED SGL EST TOT INC FLG

**ia1eincims1**

R1 IA51B IMP EST SP SGL TOT INC1

**ia1eincims2**

R1 IA51B IMP EST SP SGL TOT INC2

**ia1eincims3**

R1 IA51B IMP EST SP SGL TOT INC3

**ia1eincims4**

R1 IA51B IMP EST SP SGL TOT INC4

**ia1eincims5**

R1 IA51B IMP EST SP SGL TOT INC5

**QUESTION TEXT:**

SHOW CARD IA31

Was it...

**CODES**

- |   |                       |
|---|-----------------------|
| 1 | less than \$14,000,   |
| 2 | \$14,000-\$21,999,    |
| 3 | \$22,000-\$35,999,    |
| 4 | \$36,000-\$48,999, or |
| 5 | \$49,000 or more?     |
|   | REFUSED               |
|   | DON'T KNOW            |

**PROGRAMMER INSTRUCTIONS:**

Go to Section CO – Car Ownership.

---

---

# NHATS Round 1

Section CO [CAR OWNERSHIP]

Sequence: 41

---

CO1

co1owncartrv

R1 CO1 OWN ANY CARS TRUCKS VANS

**DISPLAY INSTRUCTIONS:**

If PROXY flag is null or PROXY RELATIONSHIP=2 (SPOUSE/PARTNER)], display “Do you”.  
Otherwise, display “Does SP”.

If HH1=1 (MARRIED) or 2 (LIVING WITH A PARTNER), display “or {your/his/her} {husband/wife/partner}”.

If HH1=2 (LIVING WITH A PARTNER), display “partner”.

If SPOUSE GENDER=1 (MALE) and [PROXY RELATIONSHIP ≠ 2 (SPOUSE/PARTNER) or PROXY flag = 2 (no)],  
display “husband”.

If SPOUSE GENDER=2 (FEMALE) and [PROXY RELATIONSHIP ≠ 2 (SPOUSE/PARTNER) or PROXY flag = 2 (no)],  
display “wife”.

If SP GENDER=1 (MALE) and PROXY RELATIONSHIP = 2 (SPOUSE/PARTNER), display “husband”.

If SP GENDER=2 (FEMALE) and PROXY RELATIONSHIP = 2 (SPOUSE/PARTNER), display “wife”.

**QUESTION TEXT:**

{Do you/Does SP} {or {your/his/her} {husband/wife/partner}} own any cars, trucks, or vans?

IF NEEDED: Do not include recreational vehicles, such as motorcycles, trailers, motor homes, boats, or airplanes.

**CODES**

1	YES	
2	NO	SECTION EW
	REFUSED	SECTION EW
	DON'T KNOW	SECTION EW

---

CO2

co1manyvhcls

R1 CO2 HOW MANY VEHICLES OWN

**DISPLAY INSTRUCTIONS:**

If PROXY flag is null or PROXY RELATIONSHIP = 2 (SPOUSE/PARTNER), display “do you”.  
Otherwise, display “does SP”.

If HH1=1 (MARRIED) or 2 (LIVING WITH A PARTNER), display “or {your/his/her} {husband/wife/partner}”.

If HH1=2 (LIVING WITH A PARTNER), display “partner”.

If SPOUSE GENDER=1 (MALE) and [PROXY RELATIONSHIP ≠ 2 (SPOUSE/PARTNER) or PROXY flag = 2 (no)],  
display “husband”.

If SPOUSE GENDER=2 (FEMALE) and [PROXY RELATIONSHIP ≠ 2 (SPOUSE/PARTNER) or PROXY flag = 2 (no)],  
display “wife”.

If SP GENDER=1 (MALE) and PROXY RELATIONSHIP = 2 (SPOUSE/PARTNER), display “husband”.

If SP GENDER=2 (FEMALE) and PROXY RELATIONSHIP = 2 (SPOUSE/PARTNER), display “wife”.

**QUESTION TEXT:**

How many vehicles {do you/does SP} {or {your/his/her} {husband/wife/partner}} own?

ENTER NUMBER OF VEHICLES

**ENTER NUMBER**

Range	1 to 20
Soft Range	1 to 4
REFUSED	SECTION EW
DON'T KNOW	SECTION EW

**PROGRAMMER INSTRUCTIONS:**

Soft range: 1-4  
Hard range: 1-20

---

**BOX CO<sub>2</sub>**

**BOXCO<sub>2</sub>**

NOT ON FILE

If CO<sub>2</sub>=1, go to Section EW – Economic Well-being.  
Otherwise, go to CO<sub>3</sub>.

---

**CO<sub>3</sub>**

**co1valuevehi**

R1 CO<sub>3</sub> VALUE HOW MUCH WOULD BRING

**QUESTION TEXT:**

Altogether, what is their present value, that is, about how much would they bring if {you/SP} sold them on today's market? The nearest \$1,000 is fine.

ENTER DOLLAR AMOUNT

\$

**ENTER NUMBER**

Range	100 to 1000000
Soft Range	1000 to 40000
REFUSED	
DON'T KNOW	

**PROGRAMMER INSTRUCTIONS:**

Soft range: \$1000-\$40000  
Hard range: \$100-\$1000000  
Use input mask in response field (\$ 999,999,999) so that dollar sign is displayed and commas are inserted appropriately.  
If a dollar amount is given, skip to Section EW.

---

**CO<sub>3A</sub>**

**co1vehivalue**

R1 CO<sub>3A</sub> VEHICLE VALUE

**QUESTION TEXT:**

SHOW CARD CO<sub>1</sub>

Would it be...

**CODES**

- |   |                     |
|---|---------------------|
| 1 | less than \$2,500,  |
| 2 | \$2,500-\$4,999,    |
| 3 | \$5,000-\$7,499,    |
| 4 | \$7,500-\$9,999,    |
| 5 | \$10,000-19,999, or |
| 6 | \$20,000 or more?   |
|   | REFUSED             |
|   | DON'T KNOW          |

**PROGRAMMER INSTRUCTIONS:**

Keep dollar signs & punctuation for response options exactly as detailed above.

Go to Section EW – Economic Well-being.

---

---

# NHATS Round 1

Section EW [ECONOMIC WELL-BEING]

Sequence: 42

---

**EW1**

**ew1pycredbal**

R1 EW1 PAY OFF CREDIT CARD BALAN

**DISPLAY INSTRUCTIONS:**

If PROXY flag is null, or PROXY RELATIONSHIP = 2 (SPOUSE/PARTNER), display "Do you".  
Otherwise display "Does SP".

If HH1 = 1 (MARRIED) or 2 (LIVING WITH A PARTNER), display "or {SP FIRSTNAME  
LASTNAME/SPOUSE/PARTNER FIRSTNAME LASTNAME}".

If PROXY RELATIONSHIP = 2 (SPOUSE/PARTNER), display "SP FIRSTNAME LASTNAME".  
Otherwise, display "SPOUSE/PARTNER FIRSTNAME LASTNAME".

If HP2 = 2 (HAVE TRADITIONAL MORTGAGE) or HP2 = 3 (HAVE REVERSE MORTGAGE), display "other kinds of".

**QUESTION TEXT:**

These next questions are about {other kinds of} debt.

{Do you/Does SP} {or {SP FIRSTNAME LASTNAME/SPOUSE/PARTNER FIRSTNAME LASTNAME}} usually  
pay off all credit card balances every month or only the minimum amount due?

**CODES**

1	PAY OFF BALANCE	EW5
2	PAY MINIMUM	
3	PAY MORE THAN MINIMUM, BUT NOT ENTIRE BALANCE	
4	DON'T HAVE ANY CREDIT CARDS REFUSED DON'T KNOW	EW5

---

**EW2**

**ew1crecardeb**

R1 EW2 TOTAL CREDIT CARD DEBT

**QUESTION TEXT:**

SHOW CARD EW1

Adding up all credit card balances, is the amount owed...

**CODES**

1	less than \$1,000,
2	over \$1,000 but less than \$2,000,
3	over \$2,000 but less than \$4,000,
4	over \$4,000 but less than \$6,000,
5	over \$6,000 but less than \$10,000,
6	over \$10,000 but less than \$20,000, or
7	\$20,000 or more? REFUSED DON'T KNOW

---



**EW3****ew1credcdmed**

R1 EW3 CREDIT CARD MEDICAL CARE

**QUESTION TEXT:**

Is any of the amount owed on credit cards for medical care?

**CODES**

1	YES	
2	NO	EW5
	REFUSED	EW5
	DON'T KNOW	EW5

**EW4****ew1amtcrdmed**

R1 EW4 AMT ON CARDS FOR MED CARE

**QUESTION TEXT:**

How much is for medical care? Would you say most, some, or a little of the amount owed?

**CODES**

1	MOST	
2	SOME	
3	A LITTLE	
	REFUSED	
	DON'T KNOW	

**EW5****ew1medpaovtm**

R1 EW5 MED BILLS PAID OVERTIME

**DISPLAY INSTRUCTIONS:**

If PROXY flag is null or PROXY RELATIONSHIP = 2 (SPOUSE/PARTNER), display "Do you".  
Otherwise, display "Does SP".

If HH1 = 1 (MARRIED) or 2 (LIVING WITH A PARTNER), display "or {SP FIRSTNAME  
LASTNAME/SPOUSE/PARTNER FIRSTNAME LASTNAME}".

If PROXY RELATIONSHIP = 2 (SPOUSE/PARTNER), display "SP FIRSTNAME LASTNAME".  
Otherwise, display "SPOUSE/PARTNER FIRSTNAME LASTNAME".

Display "paid off over time" in underlined text.

**QUESTION TEXT:**

{Do you/Does SP} {or {SP FIRSTNAME LASTNAME/SPOUSE/PARTNER FIRSTNAME LASTNAME}} have any  
medical bills that are being paid off over time?

**CODES**

1	YES	
2	NO	EW7
	REFUSED	EW7
	DON'T KNOW	EW7

**EW6****ew1ampadvrt**

R1 EW6 AMT FOR MED BILL OVR TIME

**QUESTION TEXT:**

SHOW CARD EW2

About how much is that amount? Is it...

**CODES**

- 1 less than \$500,
  - 2 over \$500 but less than \$1,000,
  - 3 over \$1,000 but less than \$2,000,
  - 4 over \$2,000 but less than \$4,000,
  - 5 over \$4,000 but less than \$6,000,
  - 6 over \$6,000 but less than \$10,000,
  - 7 over \$10,000 but less than \$20,000, or
  - 8 \$20,000 or more?
- REFUSED  
DON'T KNOW

**EW7****ew1finhlpfam**

R1 EW7 FINANCIAL HELP FRM FAMILY

**DISPLAY INSTRUCTIONS:**

If PROXY flag is null or PROXY RELATIONSHIP = 2 (SPOUSE/PARTNER), display "you".  
Otherwise, display "SP".

If HH1 = 1 (MARRIED) or 2 (LIVING WITH A PARTNER), display "or {SP FIRSTNAME  
LASTNAME/SPOUSE/PARTNER FIRSTNAME LASTNAME}".

If PROXY RELATIONSHIP = 2 (SPOUSE/PARTNER), display "SP FIRSTNAME LASTNAME".  
Otherwise, display "SPOUSE/PARTNER FIRSTNAME LASTNAME".

If any PERSON ROSTER members have relationship codes = 3 (DAUGHTER), 4 (SON), 7 (STEPDAUGHTER), or 8 (STEPSON), display "children or other".

**QUESTION TEXT:**

Family members often help each other out financially. The next questions are about last year, ending  
December 31, {CURRENT YEAR - 1 YEAR}.

Last year, did {you/SP} {or {SP FIRSTNAME LASTNAME/SPOUSE/PARTNER FIRSTNAME LASTNAME}}  
receive any financial help or financial gifts from {children or other} relatives, either regularly -- like every  
month -- or just every so often as needed?

**CODES**

- 1 YES
- 2 NO EW11
- REFUSED EW11
- DON'T KNOW EW11

**BOX EW8****BOXEW8**

NOT ON FILE

If any PERSON ROSTER members have relationship codes = 3 (DAUGHTER), 4 (SON), 7 (STEPDAUGHTER), or 8 (STEPSON), go to EW8.  
Otherwise, go to EW10.

**EW8****ew1whohelfi1**

R1 EW8 CHILD HELPED FINANCIALLY

**ew1whohelfi2**

R1 EW8 OTHER HELPED FINANCIALLY

**DISPLAY INSTRUCTIONS:**

If PROXY flag is null or PROXY RELATIONSHIP = 2 (SPOUSE/PARTNER), display "your".  
Otherwise, display "SP's".

If HH1 = 1 (MARRIED) or 2 (LIVING WITH A PARTNER), display "or {SP FIRSTNAME  
LASTNAME/SPOUSE/PARTNER FIRSTNAME/LASTNAME}'s".  
If PROXY RELATIONSHIP = 2 (SPOUSE/PARTNER), display "SP FIRSTNAME LASTNAME".  
Otherwise, display "SPOUSE/PARTNER FIRSTNAME LASTNAME".

**QUESTION TEXT:**

Was that one of {your/SP's} {or {SP FIRSTNAME/LASTNAME/SPOUSE/PARTNER FIRSTNAME  
LASTNAME}'s} children or someone else who helped out (financially)?

SELECT ALL THAT APPLY

**CODES**

1	CHILD/CHILDREN	
2	SOMEONE ELSE	EW10
	REFUSED	EW10
	DON'T KNOW	EW10

**PROGRAMMER INSTRUCTIONS:**

Allow code all that apply

**EW9****op1chhlpfin**

R1 EW9 CHILDREN WHO HELP FINANCE

**DISPLAY INSTRUCTIONS:**

Display PERSON ROSTER members with relationship codes = 3 (DAUGHTER), 4 = (SON), 7 (STEPDAUGHTER), or 8 (STEPSON) with FIRST NAME, LAST NAME, and RELATIONSHIP TO SP.

**QUESTION TEXT:**

Which children helped out (financially)?

PROBE: Any other children?

SELECT ALL THAT APPLY

**ENTER TEXT**

**PROGRAMMER INSTRUCTIONS:**

Allow code all that apply

---

**EW10**

**ew1atchhelyr**

R1 EW10 AMT FROM CHILDR LST YR

**QUESTION TEXT:**

SHOW CARD EW2

About how much was that in the last year (ending December 31, {CURRENT YEAR - 1 YEAR})? Would you say...

**CODES**

- 1 less than \$500,
  - 2 over \$500 but less than \$1,000,
  - 3 over \$1,000 but less than \$2,000,
  - 4 over \$2,000 but less than \$4,000,
  - 5 over \$4,000 but less than \$6,000,
  - 6 over \$6,000 but less than \$10,000,
  - 7 over \$10,000 but less than \$20,000, or
  - 8 \$20,000 or more?
- REFUSED  
DON'T KNOW

---

**EW11**

**ew1fingftfam**

R1 EW11 FINANCIAL GIFTS TO FAMLY

**DISPLAY INSTRUCTIONS:**

If PROXY flag is null or PROXY RELATIONSHIP = 2 (SPOUSE/PARTNER), display "you".  
Otherwise, display "SP".

If HH1 = 1 (MARRIED) or 2 (LIVING WITH A PARTNER), display "or {SP FIRSTNAME LASTNAME/SPOUSE/PARTNER FIRSTNAME LASTNAME}".

If PROXY RELATIONSHIP = 2 (SPOUSE/PARTNER), display "SP FIRSTNAME LASTNAME".  
Otherwise display "SPOUSE/PARTNER FIRSTNAME LASTNAME".

If any PERSON ROSTER members have relationship codes = 3 (DAUGHTER), 4 (SON), 7 (STEPDAUGHTER), or 8 (STEPSON), display "children or other".

**QUESTION TEXT:**

Last year, ending December 31, {CURRENT YEAR - 1 YEAR}, did {you/SP}{or {SP FIRSTNAME LASTNAME/SPOUSE/PARTNER FIRSTNAME LASTNAME}} give any financial help or financial gifts to {children or other} relatives, either regularly -- like every month -- or just every so often as needed?

**CODES**

- 1 YES
- 2 NO BOX EW15
- REFUSED BOX EW15
- DON'T KNOW BOX EW15

**BOX EW12****BOXEW12**

NOT ON FILE

If any PERSON ROSTER members have relationship codes = 3 (DAUGHTER), 4 (SON), 7 (STEPDAUGHTER), or 8 (STEPSON), go to EW12.  
Otherwise, go to EW14.

**EW12****ew1whregoth1**

R1 EW12 SP GAVE CHILD FINCL HLP

**ew1whregoth2**

R1 EW12 SP GAVE GRANDCHD FIN HLP

**ew1whregoth3**

R1 EW12 SP GAVE OTHR FINANCL HLP

**DISPLAY INSTRUCTIONS:**

If PROXY flag is null or PROXY RELATIONSHIP = 2 (SPOUSE/PARTNER), display "your".  
Otherwise, display "SP's".

If HH1 = 1 (MARRIED) or 2 (LIVING WITH A PARTNER), display "or {SP FIRSTNAME  
LASTNAME/SPOUSE/PARTNER FIRSTNAME LASTNAME}'s".

If PROXY RELATIONSHIP = 2 (SPOUSE/PARTNER), display "SP FIRSTNAME LASTNAME".  
Otherwise, display "SPOUSE/PARTNER FIRSTNAME LASTNAME".

**QUESTION TEXT:**

Was that (financial) help to one of {your/SP's} {or {SP FIRSTNAME LASTNAME/SPOUSE/PARTNER  
FIRSTNAME LASTNAME}'s} children, a grandchild, or someone else?

SELECT ALL THAT APPLY

**CODES**

1	CHILD/CHILDREN	
2	GRANDCHILD/GRANDCHILDREN	EW14
3	SOMEONE ELSE	EW14
	REFUSED	EW14
	DON'T KNOW	EW14

**PROGRAMMER INSTRUCTIONS:**

Allow code all that apply

**EW13****op1hlpchfin**

R1 EW13 HELPED CHILDREN FINANCE

**DISPLAY INSTRUCTIONS:**

Display PERSON ROSTER members with relationship codes 3 (DAUGHTER), 4 (SON), 7 (STEPDAUGHTER), or 8 (STEPSON) with FIRST NAME, LAST NAME, and RELATIONSHIP TO SP.

**QUESTION TEXT:**

Which children were helped (financially)?

PROBE: Any other children?

SELECT ALL THAT APPLY

**ENTER TEXT****PROGRAMMER INSTRUCTIONS:**

Allow code all that apply

## QUESTION TEXT:

SHOW CARD EW2

About how much was that in the last year? Would you say...

## CODES

- |   |  |
|---|--|
| 1 | less than \$500,                         |
| 2 | over \$500 but less than \$1,000,        |
| 3 | over \$1,000 but less than \$2,000,      |
| 4 | over \$2,000 but less than \$4,000,      |
| 5 | over \$4,000 but less than \$6,000,      |
| 6 | over \$6,000 but less than \$10,000,     |
| 7 | over \$10,000 but less than \$20,000, or |
| 8 | \$20,000 or more?                        |
|   | REFUSED                                  |
|   | DON'T KNOW                               |

## BOX EW15

## BOXEW15

## NOT ON FILE

If FACILITY flag = 1 (YES), go to Section HL - Helpers

Otherwise, go to EW15.

## EW15

## ew1progneed1

R1 EW15 SP RECEIVD FOOD STAMPS

## ew1progneed2

R1 EW15 SP REC OTHR FOOD ASST

## ew1progneed3

R1 EW15 SP REC GAS ENERGY ASST

## DISPLAY INSTRUCTIONS:

If PROXY flag is null, or PROXY RELATIONSHIP = 2 (SPOUSE/PARTNER), display "you".  
Otherwise, display "SP".

If HH1 = 1 (MARRIED) or 2 (LIVING WITH A PARTNER), display "or {SP FIRSTNAME  
LASTNAME/SPOUSE/PARTNER FIRSTNAME LASTNAME}".

If PROXY RELATIONSHIP = 2 (SPOUSE/PARTNER), display "SP FIRSTNAME LASTNAME".  
Otherwise, display "SPOUSE/PARTNER FIRSTNAME LASTNAME".

Use "Same Question Stem" display.

If at EW15a, do not display question text in brackets.  
Otherwise, display question text in brackets.

Display "in the last year" in bold underlined text.

## QUESTION TEXT:

{ } There are several state and federal programs that help people in need. In the last year, did {you/SP}  
{or {SP FIRSTNAME LASTNAME/SPOUSE/PARTNER FIRSTNAME LASTNAME}} receive help from any of  
these programs? { }

RESPONSE [1] a. Food stamps (also called the Supplemental Nutrition Assistance Program, or SNAP)?

RESPONSE [2] b. Other food assistance such as Meals-on-Wheels?

RESPONSE [3] c. Gas, electricity, or other energy assistance?

**CODES**

1	YES
2	NO
	REFUSED
	DON'T KNOW

**PROGRAMMER INSTRUCTIONS:**

Array the responses and variable text columns in the panel.  
Display "variable text" in the a-c sequence until all rows have been displayed.  
Go to Section HL – Helpers.

---





For each PERSON ROSTER MEMBER flagged = 1 (YES) for  
HELPSGOOOUTSIDE or  
HELPSAROUNDINSIDE or  
HELPSOUTOF BED or  
TOOKPLACESMOSTOFTEN or  
TOOKPLACES or  
HELPSWITHEATING or  
HELPSWITHBATHING or  
HELPSWITHTOILETING or  
HELPSWITHDRESSING or  
HELPEWITHLAUNDRY or  
HELPEWITHSHOPPING or  
HELPEWITHMEALS or  
HELPEWITHBANKING or  
HELPEWITHMONEYMATTERS or  
HELPETRACKMEDS or  
SATINWITHDOCTOR or  
HELPEMAKEINSURANCEDECISIONS  
who is not a STAFF PERSON FROM PLACE SP LIVES or RESTAURANT/TAKE OUT SERVICES (for  
HELPEWITHMEALS), or MEALS ON WHEELS (for HELPE WITH MEALS), set HELPER flag=1 (YES).

Write HELPER flag to PERSON ROSTER for each roster member.

Loop through HL1 and HL8 for each PERSON ROSTER MEMBER with a HELPER flag =1 (YES).

**HL1**

**op1helpsched**

R1 HL1 HELP IS REG SCHEDULED

**QUESTION TEXT:**

Does {PERSON ROSTER MEMBER FIRSTNAME LASTNAME} have a regular schedule, or does his/her  
schedule vary?

**CODES**

- |   |            |     |
|---|------------|-----|
| 1 | REGULAR    |     |
| 2 | VARIED     | HL3 |
|   | REFUSED    | HL3 |
|   | DON'T KNOW | HL3 |

**PROGRAMMER INSTRUCTIONS:**

Write HELPSCHEDULE response to PERSON ROSTER for roster member.

**HL2**

**op1numdayswk**

R1 HL2 NUM DAYS HELP PER WK

**QUESTION TEXT:**

In the last month, on how many days per week did {PERSON ROSTER MEMBER FIRST NAME LASTNAME}  
help {you/SP}?

ENTER NUMBER OF DAYS

**ENTER NUMBER**

- |            |        |
|------------|--------|
| Range      | 1 to 7 |
| REFUSED    |        |
| DON'T KNOW |        |

**PROGRAMMER INSTRUCTIONS:**

Write # DAYSHELPWEEK response to PERSON ROSTER for roster member.

All responses go to HL4.

---

**HL3**

**op1numdaysmn**

R1 HL3 NUM DAYS HELP PER MON

**QUESTION TEXT:**

In the last month, on how many days did {PERSON ROSTER MEMBER FIRST NAME LASTNAME} help {you/SP}?

ENTER NUMBER OF DAYS

**ENTER NUMBER**

Range 1 to 31  
REFUSED  
DON'T KNOW

**PROGRAMMER INSTRUCTIONS:**

Write # DAYSHELPMONTH response to PERSON ROSTER for roster member.

---

**HL4**

**op1numhrsday**

R1 HL4 NUM HRS HELP PER DAY

**QUESTION TEXT:**

On days when {PERSON ROSTER MEMBER FIRST NAME LASTNAME} helped, about how many hours per day did (he/she) help {you/SP}?

ENTER NUMBER OF HOURS

IF LESS THAN 1 HOUR, ENTER ZERO

**ENTER NUMBER**

Range 0 to 24  
REFUSED  
DON'T KNOW

**PROGRAMMER INSTRUCTIONS:**

Write # HOURSHelp response to PERSON ROSTER for roster member.

---

**BOX HL5**

**BOXHL5**

NOT ON FILE

If PERSON ROSTER member relationship = 2 (SPOUSE/PARTNER), go to BOX HL9.  
Otherwise, go to HL5.

---

**HL5**

**op1paidhelp**

R1 HL5 HELPER IS PAID

**QUESTION TEXT:**

Is {PERSON ROSTER MEMBER FIRSTNAME LASTNAME} paid to provide this help?

**CODES**

1	YES	
2	NO	BOXHL9
	REFUSED	BOXHL9
	DON'T KNOW	BOXHL9

**PROGRAMMER INSTRUCTIONS:**

Write PAIDHELP response to PERSON ROSTER for roster member.

<b>HL6</b>	<b>op1sppayshlp</b>	R1 HL6 SP PAYS FOR HELP
	<b>op1govpayhlp</b>	R1 HL6 GOVT PAYS FOR HELP
	<b>op1inspayhlp</b>	R1 HL6 INSUR PAYS FOR HELP
	<b>op1othpayhlp</b>	R1 HL6 OTHER PAYS FOR HELP

**QUESTION TEXT:**

Is {PERSON ROSTER MEMBER FIRST NAME LASTNAME} paid by {you/SP}, {your/his/her} family, by a government program, by {your/his/her} insurance, or what?

SELECT ALL THAT APPLY

**CODES**

1	SP AND/OR FAMILY	BOX HL7
2	GOVERNMENT PROGRAM	BOX HL7
3	INSURANCE	BOX HL7
91	OTHER (SPECIFY)	
	REFUSED	BOX HL7
	DON'T KNOW	BOX HL7

**PROGRAMMER INSTRUCTIONS:**

Allow code all that apply.

Write WHOPAYS response to PERSON ROSTER for roster member.

<b>HL6a</b>	<b>HL6a</b>	NOT ON FILE
-------------	-------------	-------------

**QUESTION TEXT:**

SPECIFY WHO PAYS FOR PERSON WHO HELPS {SP}.

Text 50 char

**ENTER TEXT**

Length 50

<b>BOX HL7</b>	<b>BOXHL7</b>	NOT ON FILE
----------------	---------------	-------------

If HL6=1 (SP AND/OR FAMILY), go to HL7.

Else if HL6=2, go to HL8.

Otherwise, go to BOX HL9.

<b>HL7</b>	<b>op1payunit</b>	R1 HL7 PAYMENT UNIT
------------	-------------------	---------------------

**QUESTION TEXT:**

How much did {you/SP} (and {your/his/her} family) pay {PERSON ROSTER MEMBER FIRST NAME LASTNAME} last month?

INDICATE RESPONSE UNIT

**CODES**

1	HOURLY	HL7A
2	WEEKLY	HL7B
3	MONTHLY	HL7C
	REFUSED	BOXHL8
	DON'T KNOW	BOXHL8

**PROGRAMMER INSTRUCTIONS:**

Write PAYUNIT response to PERSON ROSTER for roster member.

---

**HL7a**

**op1hourlypay**

R1 HL7A HOURLY AMOUNT PAID

**DISPLAY INSTRUCTIONS:**

Collect response using dollars and cents mask (\$xxx.xx)

**QUESTION TEXT:**

ENTER HOURLY AMOUNT PAID

\$\_\_\_\_\_.

**ENTER NUMBER**

Range	1 to 999.99
Soft Range	5 to 50

**PROGRAMMER INSTRUCTIONS:**

Write HOURLYAMOUNT response to PERSON ROSTER for roster member.  
If valid amount given, skip to Box HL8.

---

**HL7b**

**op1weeklypay**

R1 HL7B WEEKLY AMOUNT PAID

**QUESTION TEXT:**

ENTER WEEKLY AMOUNT PAID

\$\_\_\_\_\_.

**ENTER NUMBER**

Range	1 to 9999
Soft Range	50 to 1000

**PROGRAMMER INSTRUCTIONS:**

Write WEEKLYAMOUNT response to PERSON ROSTER for roster member.  
If valid amount given, skip to Box HL8.

---

**HL7c**

**op1monthlypay**

R1 HL7C MONTHLY AMOUNT PAID

**QUESTION TEXT:**

ENTER MONTHLY AMOUNT PAID

\$\_\_\_\_\_.

**ENTER NUMBER**

Range	1 to 9999
-------	-----------

Soft Range

50 to 5000

**PROGRAMMER INSTRUCTIONS:**

Write MONTHLYAMOUNT response to PERSON ROSTER for roster member.

**BOX HL8**

**BOXHL8**

NOT ON FILE

If HL6=2 (GOVERNMENT PROGRAM), go to HL8.

Otherwise, go to Box HL9.

**HL8**

**op1progmpaid**

R1 HL8 PROGRAM PAID FOR HELPER

**DISPLAY INSTRUCTIONS:**

Display “, also known as {STATE NAME FOR MEDICAID PROGRAM}” if state name for Medicaid is not “Medicaid”.

**QUESTION TEXT:**

Do you know whether this program is Medicaid {, also known as {STATE MEDICAID PROGRAM NAME}}, Medicare, a state program, or something else?

**CODES**

1	MEDICAID	BOXHL9
2	MEDICARE	BOXHL9
3	STATE PROGRAM	BOXHL9
91	OTHER (SPECIFY)	
	REFUSED	BOXHL9
	DON'T KNOW	BOXHL9

**PROGRAMMER INSTRUCTIONS:**

Use NHATS State Name for Medicaid file for {STATE NAME FOR MEDICAID PROGRAM} display.  
Write PROGRAMPAID response to PERSON ROSTER for roster member.

**HL8a**

**HL8a**

NOT ON FILE

**QUESTION TEXT:**

SPECIFY OTHER PROGRAM

Text 50 char

**ENTER TEXT**

Length

50

**BOX HL9**

**BOXHL9**

NOT ON FILE

Go to HL1 for next PERSON ROSTER MEMBER with HELPER flag=1 (YES).

If no additional PERSON ROSTER MEMBER with HELPER flag=1 (YES), go to Section CC – SP and Caregiver Eligibility for National Study of Caregiving (NSOC)

<b>Derived Variables from Items in HL Section</b>	
<b>op1dhrsmth</b>	R1 D HL2 HL3 HL4 HRS HELP MONTH

---

# NHATS Round 1

Section LS [NLTCs QUESTIONS]

Sequence: 45

---

LS1PRE

LS1PRE

NOT ON FILE

## QUESTION TEXT

The last few questions we have for you may sound very similar to what you have heard already, but we need your answers to understand how differences in question wording affect health and aging trends.

PRESS 1 AND ENTER TO CONTINUE

---

LS1

ls1evdayact1

R1 LS1 EATING W OUT HELP SP EQUIP

ls1evdayact2

R1 LS1 GET IN OUT BED W OUT HELP

ls1evdayact3

R1 LS1 GET IN OUT CHR W OUT HELP

ls1evdayact4

R1 LS1 WALK INSIDE WITHOUT HELP

ls1evdayact5

R1 LS1 GO OUTSIDE W OUT HLP SP EQ

ls1evdayact6

R1 LS1 DRESSING WITHOUT HELP

ls1evdayact7

R1 LS1 BATHING WITHOUT HELP

ls1evdayact8

R1 LS1 TOILETING WITHOUT HELP

## DISPLAY INSTRUCTIONS:

USE "SAME QUESTION STEM" DISPLAY FOR LS1a-LS1h

If at LS1a, do not display question text in brackets.  
Otherwise, display question text in brackets.

## QUESTION TEXT:

{{}}The next few questions are about {your/SP's} ability to do everyday activities without help. By help, I mean either the help of another person, including the people who live with {you/him/her}, or the help of special equipment. {{}}

{{}}{Do you/Does SP} have any problem...{{}}

{variable text a-h}

RESPONSE [1] a. eating without the help of another person or special equipment?

RESPONSE [2] b. getting in or out of bed without help?

RESPONSE [3] c. getting in or out of chairs without help?

RESPONSE [4] d. walking around inside without help?

RESPONSE [5] e. going outside without the help of another person or special equipment?

RESPONSE [6] f. dressing without help?

RESPONSE [7] g. bathing without help?

RESPONSE [8] h. getting to the bathroom or using the toilet?

## CODES

- 1 YES
- 2 NO
- 3 CAN'T DO/DON'T DO  
REFUSED  
DON'T KNOW

**PROGRAMMER INSTRUCTIONS:**

Array the responses and Variable text columns in the panel.

Display 'variable text' in the a-h sequence until all rows have been displayed.

---

**LS2**

**ls1ableto1**

R1 LS2 PREPARE MEALS W OUT HELP

**ls1ableto2**

R1 LS2 LAUNDRY WITHOUT HELP

**ls1ableto3**

R1 LS2 SP ABLE LIGHT HOUSEWORK

**ls1ableto4**

R1 LS2 SHOP FOR GROC WOUT HELP

**ls1ableto5**

R1 LS2 SP ABLE MANAGE MONEY

**ls1ableto6**

R1 LS2 SP TAKE MEDS WOUT HELP

**ls1ableto7**

R1 LS2 SP MAKE TELEPHONE CALLS

**DISPLAY INSTRUCTIONS:**

USE "SAME QUESTION STEM" DISPLAY FOR LS2a-LS2g.

If at LS2a, do not display question text in brackets.  
Otherwise, display question text in brackets.

**QUESTION TEXT:**

{{Are you/ls SP} able to... {{}}

IF SP DOES NOT DO, BUT IS ABLE TO DO AN ACTIVITY, CODE "YES" FOR THE ACTIVITY

{variable text a-g}

RESPONSE [1] a. prepare meals without help?

RESPONSE [2] b. do laundry without help?

RESPONSE [3] c. do light housework such as washing dishes?

RESPONSE [4] d. shop for groceries without help?

RESPONSE [5] e. manage money, such as keeping track of bills and handling cash?

RESPONSE [6] f. take medicine without help?

RESPONSE [7] g. make telephone calls without help?

**CODES**

1 YES  
2 NO  
REFUSED  
DON'T KNOW

**PROGRAMMER INSTRUCTIONS:**

Array the responses and Variable text columns in the panel.

Display 'variable text' in the a-g sequence until all rows have been displayed.

---



If LS2a=2 (NO), display LS3a.  
 If LS2b=2 (NO), display LS3b.  
 If LS2c=2 (NO), display LS3c.  
 If LS2d=2 (NO), display LS3d.  
 If LS2e=2 (NO), display LS3e.  
 If LS2f=2 (NO), display LS3f.  
 If LS2g=2 (NO), display LS3g.  
 Otherwise, go to Section CL – Closing.

**LS3****ls1diskefrm1**

R1 LS3 DIS KEEPS FROM MEAL PREP

**ls1diskefrm2**

R1 LS3 DIS KEEPS FROM LAUNDRY

**ls1diskefrm3**

R1 LS3 DIS KEEPS FRM LGHT HOUSWK

**ls1diskefrm4**

R1 LS3 DIS KEEPS FRM SHOP GROC

**ls1diskefrm5**

R1 LS3 DIS KEEPS FRM MANAGE MONY

**ls1diskefrm6**

R1 LS3 DIS KEEPS FROM TAKE MEDS

**ls1diskefrm7**

R1 LS3 DIS KEEPS FROM TELEPHONE

**DISPLAY INSTRUCTIONS:**

USE "SAME QUESTION STEM" DISPLAY FOR LS3a-LS3g

If at LS3a, do not display question text in brackets.  
 Otherwise, display question text in brackets.

**QUESTION TEXT:**

{[]Does a disability or a health problem keep {you/SP} from... []}

{variable text a-g}

RESPONSE [1] a. preparing meals?  
 RESPONSE [2] b. doing laundry?  
 RESPONSE [3] c. doing light housework?  
 RESPONSE [4] d. shopping for groceries?  
 RESPONSE [5] e. managing money?  
 RESPONSE [6] f. taking medicine?  
 RESPONSE [7] g. making telephone calls?

**CODES**

1 YES  
 2 NO  
 REFUSED  
 DON'T KNOW

**PROGRAMMER INSTRUCTIONS:**

Array the responses and Variable text columns in the panel.

Display 'variable text' in the a-g sequence until all rows have been displayed.

Go to Section CL – Closing.

---

## NHATS Round 1

Section IR [INTERVIEWER REMARKS]

Sequence: 47

---

**BOX IR1**

**BOXIR1**

NOT ON FILE

If FQ task = code 20 (COMPLETED) and NHATS Int = 24 (not required), go to IR17.  
Otherwise, go to IR1.

---

**IR1**

**IR1**

NOT ON FILE

**QUESTION TEXT:**

Was the SP interview completed in person or by telephone?

**CODES**

1	In person	IR2
2	Telephone	

---

**IR1a**

**IR1a**

NOT ON FILE

**QUESTION TEXT:**

Describe why the SP interview was conducted by telephone.

**ENTER TEXT**

Length 500

---

**IR2**

**ir1spattitud**

R1 IR2 SP ATTITUDE TOWARD INTVW

**QUESTION TEXT:**

In general, what was the respondent's attitude toward the interview?

**CODES**

1	Friendly and interested	
2	Cooperative but not particularly interested	
3	Impatient and restless	
4	Hostile	

---

**IR3**

**ir1undrstand**

R1 IR3 SP UNDERSTAND QUESTION

**QUESTION TEXT:**

In general, how was the respondent's understanding of the questions?

**CODES**

1	Good	Box IR4
2	Fair	
3	Poor	

---

**IR3A**

**IR3A**

NOT ON FILE

**QUESTION TEXT:**

Describe any circumstances that may have affected SP's understanding of the questions.

**ENTER TEXT**

Length

500

---

**BOXIR4**

**BOXIR4**

NOT ON FILE

**QUESTION TEXT:**

If PROXY, flag = 1 (yes), go to IR4  
Otherwise go to IR6

---

**IR4**

**ir1sppresent**

R1 IR4 AMT OF INTERVIW SP PRESENT

**QUESTION TEXT:**

About how much of the interview was the SP present for?

**CODES**

1	All of the time	IR6
2	Most of the time	IR6
3	Some of the time	IR6
4	Only for the cognition and/or performance parts	IR6
5	None of the time	

---

**IR5**

**IR5**

NOT ON FILE

**QUESTION TEXT:**

Explain why the SP wasn't present for the interview.

**ENTER TEXT**

Length

500

---

**IR6**

**ir1intvwhlp**

R1 IR6 ANYONE HELP WITH INTVW

**DISPLAY INSTRUCTIONS:**

If PROXY flag = 1 (yes), display "and the proxy".

**QUESTION TEXT:**

Besides the SP {and the proxy}, was there anyone else who helped answer questions during the interview?

**CODES**

1	YES	
2	NO	IR7
3	Interview was conducted by telephone	IR7

<b>IR6A</b>	<b>ir1prsnhlp1</b>	R1 IR6A SPOUSE HELPED WITH INTVW
	<b>ir1prsnhlp2</b>	R1 IR6A CHILD HELPED WITH INTVW
	<b>ir1prsnhlp3</b>	R1 IR6A RELATIVE HELP WITH INTVW
	<b>ir1prsnhlp4</b>	R1 IR6A FRIEND HELPED WITH INTVW
	<b>ir1prsnhlp5</b>	R1 IR6A STAFF HELPED WITH INTVW
	<b>ir1prsnhlp6</b>	R1 IR6A AIDE HELPED WITH INTVW
	<b>ir1prsnhlp91</b>	R1 IR6A OTHER HELPED WITH INTVW

**QUESTION TEXT:**

Select type (s) of persons who helped answer questions during the interview.

Select all the apply

<b>CODES</b>	<b>Code All That Apply</b>
1	Spouse/Partner
2	Child of SP
3	Other relative
4	Friend/Neighbor
5	Staff person from place SP lives
6	Personal helper/aide
91	Other

<b>IR7</b>	<b>IR7</b>	NOT ON FILE
------------	------------	-------------

**QUESTION TEXT:**

Did you encounter any problems or issues with administering the SP cognition section?

<b>CODES</b>		
1	Yes	
2	No	IR8
3	Not Administered	IR8

<b>IR7A</b>	<b>IR7A</b>	NOT ON FILE
-------------	-------------	-------------

**QUESTION TEXT:**

Describe problems or issues with SP cognitive section.

**ENTER TEXT**

Length 500

**IR8**

**IR8**

NOT ON FILE

**QUESTION TEXT:**

Did you encounter any problems or issues with CAPI?

**CODES**

1	Yes	
2	No	IR10

---

**IR8A**

**IR8A**

NOT ON FILE

**QUESTION TEXT:**

Describe problems or issues CAPI.

**ENTER TEXT**

Length 500

---

**IR10**

**IR10**

NOT ON FILE

**QUESTION TEXT:**

Did you encounter any problems or issues with administering the performance measures?

**CODES**

1	Yes	
2	No	IR11
3	Not Administered	IR11

---

**IR10A**

**IR8A**

NOT ON FILE

**QUESTION TEXT:**

Describe the performance measures problems or issues

**ENTER TEXT**

Length 500

---

**IR11**

**IR11**

NOT ON FILE

**QUESTION TEXT:**

Did you encounter any problems or issues with administering the STROOP task?

**CODES**

1	Yes	
2	No	IR12
3	Not Administered	IR12

---

---

**IR11A**

**IR11A**

NOT ON FILE

**QUESTION TEXT:**

Describe problems or issues with the STROOP task.

**ENTER TEXT**

Length

500

---

**IR12**

**ir1sessions**

R1 IR12 MORE ONE INTVW SESSION

**QUESTION TEXT:**

Did you have to complete the SP interview in more than one session?

**CODES**

1 YES  
2 NO

R12C

---

**IR12A**

**ir1sessrsn1**

R1 IR12A MORE 1 SESSION SP TIRED

**ir1sessrsn2**

R1 IR12A MORE 1 SESSION SP ILL

**ir1sessrsn3**

R1 IR12A MORE 1 SESSION SCHEDULE

**ir1sessrsn91**

R1 IR12A MORE 1 SESSION OTHER

**QUESTION TEXT:**

Select reason (s) for completing interview in more than 1 session.

Select all the apply

**CODES**

1 SP/Proxy too tired to complete in 1 session  
2 SP/Proxy felt poorly/ill/SP's health  
3 Schedule conflict for respondent  
91 Other (Specify)

**PROGRAMMER INSTRUCTIONS:**

If 91 selected by itself or with any other response, go to IR12B.  
Otherwise, go to IR12C.

---

**IR12B**

**IR12B**

NOT ON FILE

**QUESTION TEXT:**

Describe other reason why the interview was completed in more than 1 session.

**ENTER TEXT**

Length

500

---

**IR12C**

**ir1conhomapt**

R1 IR12C INTRV CONDTD AT HME/APT

**QUESTION TEXT:**

Was the entire interview conducted inside SP's home/apartment/unit?

**CODES**

1 YES  
2 NO

BOX IR13

---

**IR12D**

**IR12D**

NOT ON FILE

**QUESTION TEXT:**

Describe where the interview was completed and why it was not administered in SP's home/apartment/unit?

**ENTER TEXT**

Length

500

---

**IR12E**

**ir1insidhome**

R1 IR12E GO INSIDE HOME/APT/UNIT

**QUESTION TEXT:**

Did you go inside SP's home/apartment/unit?

**CODES**

1 YES  
2 NO

---

**BOXIR13**

**BOXIR13**

NOT ON FILE

**QUESTION TEXT:**

If IR12C = 1 (ENTIRE INTERVIEW IN HOME) or IR12e = 1 (WENT INSIDE HOME), go to IR13.  
Otherwise go to IR15.

---

**IR13**

**ir1condihom1**

R1 IR13 PAINT PEELING IN SP HOME

**ir1condihom2**

R1 IR13 PESTS IN SP HOME

**ir1condihom3**

R1 IR13 BROKN FURNITURE SP HOME

**ir1condihom4**

R1 IR13 FLOORING NEEDS REPAIR

**ir1condihom5**

R1 IR13 HOME OTHR RIPPING HAZRD

**DISPLAY INSTRUCTIONS:**

Use "Same Question Stem" display.  
If at IR13a, do not display question text in brackets.  
Otherwise, display question text in brackets.

**QUESTION TEXT:**

{ }Inside the SP's home/apartment/unit, did you observe... { }

{variable text [a-e]}

RESPONSE [1] a. peeling or flaking paint?  
RESPONSE [2] b. evidence of pests (e.g., cockroaches, rodents, etc.)?  
RESPONSE [3] c. broken furniture or lamps?  
RESPONSE [4] d. flooring in need of repair (e.g., torn carpet, broken tiles, split wood)?  
RESPONSE [5] e. other tripping hazards (e.g., pathways not clear, throw rugs not secured, electrical cords in path)?

**CODES**

- 1 YES
- 2 NO

**PROGRAMMER INSTRUCTIONS:**

Array the responses and variable text columns in the panel.  
Display 'variable text' in the a-e sequence until all rows have been displayed.

**IR14**

**ir1clutter1**  
**ir1clutter2**

R1 IR14 CLUTTR IN INTERVIEW ROOM  
R1 IR14 CLUTTR IN OTHR SP ROOMS

**DISPLAY INSTRUCTIONS:**

Use "Same Question Stem" display.  
If at IR14a, do not display question text in brackets.  
Otherwise, display question text in brackets.

**QUESTION TEXT:**

{ }How cluttered... { }

{variable text [a-b]}

RESPONSE [1] a. was the room where the interview was held?  
RESPONSE [2] b. were the other rooms in the SP's home/apartment/unit?

**CODES**

- 1 Not at all cluttered
- 2 Somewhat cluttered
- 3 Very cluttered
- 4 Could not see other rooms

**PROGRAMMER INSTRUCTIONS:**

Array the responses and variable text columns in the panel.  
Display 'variable text' in the a-b sequence until all rows have been displayed.

**IR15**

**ir1areacond1**  
**ir1areacond2**  
**ir1areacond3**

R1 IR15 LITTER GLASS ON SDWLK ST  
R1 IR15 GRAFFITI ON BUILDG WALLS  
R1 IR15 VACANT HOUSES OR STORES



**DISPLAY INSTRUCTIONS:**

Use "Same Question Stem" display.  
 If at IR15a, do not display question text in brackets.  
 Otherwise, display question text in brackets.

**QUESTION TEXT:**

REFER TO THE HOME ENVIRONMENT CHECKLIST EC2a-d ITEMS WHEN ANSWERING THESE QUESTIONS.

{[]} When standing in front of the SP's home/building, and looking around in every direction, how much of the following did you see?{[]}

{variable text [a-d]}

RESPONSE [1] a. Litter, broken glass, or trash, on sidewalks and streets?  
 RESPONSE [2] b. Graffiti on buildings and walls?  
 RESPONSE [3] c. Vacant or deserted houses or storefronts?  
 RESPONSE [4] d. Houses with foreclosure signs?

**CODES**

- 1 None
- 2 A little
- 3 Some
- 4 A lot

**PROGRAMMER INSTRUCTIONS:**

Array the responses and variable text columns in the panel.  
 Display 'variable text' in the a-d sequence until all rows have been displayed.

**IR16**

<b>ir1condhome1</b>	R1 IR16 BROKEN WINDOWS IN HOME
<b>ir1condhome2</b>	R1 IR16 CRUMBLNG FOUNDTN IN HOME
<b>ir1condhome3</b>	R1 IR16 MISSING BRCKS SIDNG IN HM
<b>ir1condhome4</b>	R1 IR16 ROOF PROBLEM IN HOME
<b>ir1condhome5</b>	R1 IR16 BROKEN STEPS TO HOME

**DISPLAY INSTRUCTIONS:**

Use "Same Question Stem" display.  
 If at IR16a, do not display question text in brackets.  
 Otherwise, display question text in brackets.

**QUESTION TEXT:**

REFER TO THE HOME ENVIRONMENT CHECKLIST EC3a-e ITEMS WHEN ANSWERING THESE QUESTIONS

{[]}Standing in front of the SP's home/building, did it have...{[]}

{variable text [a-e]}

RESPONSE [1] a. any broken or boarded up windows?  
 RESPONSE [2] b. a crumbling foundation or open holes?  
 RESPONSE [3] c. missing bricks, siding, or other outside materials?

RESPONSE [4] d. roof problems (e.g., missing material, sagging, or a hole in roof)?  
RESPONSE [5] e. uneven walking surfaces or broken steps in the area leading to the home/building?

**CODES**

1 YES  
2 NO  
7 COULD NOT OBSERVE

**PROGRAMMER INSTRUCTIONS:**

Array the responses and variable text columns in the panel.  
Display 'variable text' in the a-D sequence until all rows have been displayed.

---

**BOXIR19**                      **BOXIR19**                      NOT ON FILE

**QUESTION TEXT:**

If FQ task = code 20 (COMPLETED), go to IR19.  
Otherwise END

---

**IR19**                                      **IR19**                                      NOT ON FILE

**QUESTION TEXT:**

Were there any problems or issues administering the Facility Questionnaire?

**CODES**

1 YES  
2 NO                                      IR20

---

**IR19A**                                      **IR19A**                                      NOT ON FILE

**QUESTION TEXT:**

Describe problems or issues with administering the Facility Questionnaire.

**ENTER TEXT**

Length                                      500

---

**IR20**                                      **IR20**                                      NOT ON FILE

**QUESTION TEXT:**

Was more than 1 facility respondent needed to complete the Facility Questionnaire?

**CODES**

1 YES  
2 NO                                      IR21

---

**IR20A**                                      **IR20A**                                      NOT ON FILE

**QUESTION TEXT:**

Describe why more than 1 facility respondent need to complete the Facility Questionnaire.

**ENTER TEXT**

Length

500

---

**IR21**

**ir1fqphrnprsn**

R1 IR21 FQ IN PERSON OR BY PHONE

**QUESTION TEXT:**

Was the Facility Questionnaire completed in person or by telephone?

**CODES**

- 1 In person
- 2 By Phone

---

# NHATS Round 1

Section FQ [FACILITY STAFF QUESTIONNAIRE]

Sequence: 48

---

**FQ1PRE** FQ1PRE NOT ON FILE

**QUESTION TEXT**

YOU HAVE SELECTED THE FACILITY STAFF QUESTIONNAIRE (FQ) FOR CASE {CASE ID}, {SP}

IF THIS IS CORRECT, PRESS 1 AND ENTER TO CONTINUE

TO SELECT ANOTHER CASE, BREAKOFF AND SELECT THE CORRECT CASE ID FROM THE IMS

---

**FQ1Consent** FQ1Consent NOT ON FILE

**QUESTION TEXT:**

During the course of the study, we would like to record some of the questions and answers for training and data quality. I'd like to continue now unless you have any questions.

PRESS 1 AND ENTER TO CONTINUE

IF RESPONDENT REFUSES TO ALLOW AUDIO RECORDING, PRESS 7 AND ENTER.

**CODES**

1	CONSENT TO RECORDING	FQ1a
7	REFUSE CONSENT TO RECORD	

---

**FQ1NotRec** FQ1NotRecord NOT ON FILE

**QUESTION TEXT:**

That's fine. The interview will not be recorded.

PRESS 1 AND ENTER TO CONTINUE.

---

**FQ1a** FQ1a NOT ON FILE

**DISPLAY INSTRUCTIONS:**

Display "FIRST" in bold underlined text.  
Display FQ1a and FQ1b on the same screen.

**QUESTION TEXT:**

First, I would like to confirm your name and contact information.

What is your name?

ENTER FIRST NAME. CONFIRM SPELLING.

**ENTER TEXT**

Length 25

---

**FQ1b**

**FQ1b**

NOT ON FILE

**DISPLAY INSTRUCTIONS:**

Display "LAST" in bold underlined text.  
Display FQ1a and FQ1b on the same screen.

**QUESTION TEXT:**

ENTER LAST NAME. CONFIRM SPELLING.

**ENTER TEXT**

Length

25

---

**FQ2**

**FQ2**

NOT ON FILE

**QUESTION TEXT:**

What is your job title?

**ENTER TEXT**

Length

50

---

**FQ3a**

**FQ3a**

NOT ON FILE

**DISPLAY INSTRUCTIONS:**

Display FQ3a, 3b, 3c, 3d, and 3e on the same screen.  
Display "address" as underlined text.

**QUESTION TEXT:**

What is the mailing address here?

CONFIRM SPELLING

**ENTER TEXT**

Length

25

---

**FQ3b**

**FQ3b**

NOT ON FILE

**DISPLAY INSTRUCTIONS:**

Display FQ3a, 3b, 3c, 3d, and 3e on the same screen.  
Display "address" as underlined text.

**QUESTION TEXT:**

[What is the mailing address here?]

CONFIRM SPELLING

IF NO APT/SUITE NUMBER, PRESS ENTER TO CONTINUE

**ENTER TEXT**

Length

25

**PROGRAMMER INSTRUCTIONS:**

Allow empty

---

**FQ3c**

**fq1facadcity**

R1 FQ3C FAC ADDRESS CITY

**DISPLAY INSTRUCTIONS:**

Display FQ3a, 3b, 3c, 3d, and 3e on the same screen.  
Display "city" as underlined text.

**QUESTION TEXT:**

[What is the city?]

CONFIRM SPELLING

**ENTER TEXT**

Length

25

---

**FQ3d**

**fq1facadstat**

R1 FQ3D FACIL ADDRESS STATE

**DISPLAY INSTRUCTIONS:**

Display FQ3a, 3b, 3c, 3d, and 3e on the same screen.  
Display "state" as underlined text.

**QUESTION TEXT:**

[What is the state?]

TYPE THE FIRST LETTER OF THE STATE, THEN USE ARROW KEYS IF NEEDED TO LOCATE STATE, AND PRESS ENTER TO SELECT

**PROGRAMMER INSTRUCTIONS:**

Use lookup file of state names.

---

**FQ3e**

**fq1facaddzip**

R1 FQ3E FAC ADDRESS ZIP CODE

**DISPLAY INSTRUCTIONS:**

Display FQ3a, 3b, 3c, 3d, and 3e on the same screen.  
Display "zip code" as underlined text.

**QUESTION TEXT:**

[What is the zip code]

ENTER A 5-DIGIT ZIP CODE

**ENTER TEXT**

Length

5

**PROGRAMMER INSTRUCTIONS:**

5-digit entry required. If less than 5 digits entered, display Error Message #11.

---

**FQ4**

**FQ4**

NOT ON FILE

**QUESTION TEXT:**

What is your email address here?

ENTER 97 IF NO EMAIL ADDRESS

**ENTER TEXT**

Length  
REFUSED

50

**FQ5**

**FQ5**

NOT ON FILE

**DISPLAY INSTRUCTIONS:**

Display "whole" as bold underlined text.

**QUESTION TEXT:**

What is the name of this place? If there are different names for certain parts or levels of care in this place, please tell me the name for the whole place.

**ENTER TEXT**

Length

75

**FQ6**

**fq1dfacdesc**

R1 FQ6 FACILITY TYPE

**DISPLAY INSTRUCTIONS:**

Display text from FQ5 as FACILITY NAME.  
Display "whole" as underlined text.

**QUESTION TEXT:**

SHOW CARD FQ1

Now I'm going to show you a list of places.

Which of these BEST describes {FACILITY NAME FROM FQ5}? Again, if there are different parts or levels of care in this place, please tell me about the whole place.

PRESS F1 FOR HELP SCREEN.

**CODES**

1	FREE STANDING NURSING HOME	FQ15
2	FREE STANDING ASSISTED LIVING FACILITY	FQ7
3	NURSING HOME AND ASSISTED LIVING FACILITY	FQ7
4	CONTINUING CARE RETIREMENT COMMUNITY (CCRC)	FQ7
5	ADULT FAMILY CARE HOME	FQ15
6	GROUP HOME	FQ15
7	BOARD AND CARE HOME	FQ15
8	RETIREMENT COMMUNITY OR SENIOR HOUSING (NOT CCRC)	FQ7
91	OTHER (SPECIFY)	
	REFUSED	FQ7
	DON'T KNOW	FQ7

---

**FQ6a****fq1dosfacd**

R1 FQ6A OTHER SPECIFY FAC TYPE

QUESTION TEXT:

SPECIFY TYPE OF PLACE

ENTER TEXT

Length

50

---

**FQ7****FQ7**

NOT ON FILE

QUESTION TEXT:

Next, I need to confirm where {SP} is living.

PRESS 1 AND ENTER TO CONTINUE

---

**FQ8****fq1prtlivnam**

R1 FQ8 FAC NM DIFF4PLC SP LIVES

QUESTION TEXT:

Does the part of {PLACE NAME FROM FQ5} in which {SP} lives have a different name?

CODES

1	YES	
2	NO	FQ10
	REFUSED	FQ10
	DON'T KNOW	FQ10

---

**FQ9****FQ9**

NOT ON FILE

QUESTION TEXT:

What is the name of {SP}'s area?

ENTER TEXT

Length

50

---

**FQ10****fq1dfacarea**

R1 FQ10 FACILITY AREA SP LIVES

QUESTION TEXT:

Is the place where {SP} lives considered independent living, assisted living, a special care unit, a nursing home care unit, or something else?

CODES

1	INDEPENDENT LIVING	FQ12
2	ASSISTED LIVING	FQ12
3	SPECIAL CARE, MEMORY CARE, OR ALZHEIMER'S UNIT	FQ11
4	NURSING HOME	FQ12
91	OTHER (SPECIFY)	



REFUSED  
DON'T KNOW

FQ12  
FQ12

---

**FQ10a**

**fq1dosfaca**

R1 FQ10A OTHER SPECIFY FAC AREA

QUESTION TEXT:

SPECIFY OTHER TYPE OF PLACE

ENTER TEXT

Length

50

PROGRAMMER INSTRUCTIONS:

Go to FQ12

---

**FQ11**

**fq1assdnrsng**

R1 FQ11 ASSIST LIV OR NURSG HOME

QUESTION TEXT:

Is this special care unit part of an assisted living facility or is it part of a nursing home?

CODES

1	ASSISTED LIVING
2	NURSING HOME
	REFUSED
	DON'T KNOW

---

**FQ12**

**fq1othrlevs**

R1 FQ12 OTH LEVELS OF CARE AVAIL

QUESTION TEXT:

Besides where {SP} lives, are there other levels of care available at {PLACE NAME FROM FQ5} such as independent living, assisted living, a special care unit, or a nursing home care unit?

CODES

1	YES	FQ13
2	NO	FQ15
	REFUSED	FQ15
	DON'T KNOW	FQ15

---

**FQ13**

**fq1whotlev1**

R1 FQ13 INDEPN DNT LIV CARE AVAIL

**fq1whotlev2**

R1 FQ13 ASSISTED LVNG CARE AVAIL

**fq1whotlev3**

R1 FQ13 ALZHEIMER CARE AVAIL

**fq1whotlev4**

R1 FQ13 NURSING HOME CARE AVAIL

**fq1whotlev5**

R1 FQ13 OTHR SPECIFY CARE AVAIL

QUESTION TEXT:

What other levels of care are available?

SELECT ALL THAT APPLY

CODES

1	INDEPENDENT LIVING	FQ15
2	ASSISTED LIVING	FQ15
3	SPECIAL CARE, MEMORY CARE, OR ALZHEIMER'S UNIT	FQ15
4	NURSING HOME	FQ15
91	OTHER (SPECIFY)	
	REFUSED	FQ15
	DON'T KNOW	FQ15

**FQ13a**

**FQ13a**

NOT ON FILE

**QUESTION TEXT:**

SPECIFY OTHER LEVELS OF CARE

**ENTER TEXT**

Length

50

**FQ15**

**fq1servaval1**

R1 FQ15 MEALS AVAIL

**fq1servaval2**

R1 FQ15 HELP WITH MEDS AVAIL

**fq1servaval3**

R1 FQ15 HELP W BATH DRESS AVAIL

**fq1servaval4**

R1 FQ15 LAUNDRY SERVCS AVAIL

**fq1servaval5**

R1 FQ15 HOUSEKEEPING SERV AVAIL

**fq1servaval6**

R1 FQ15 TRANSPRT MED CARE PROV

**fq1servaval7**

R1 FQ15 TRANSPRT TO STORE EVENT

**fq1servaval8**

R1 FQ15 RECREATIONAL FAC AVAIL

**fq1servaval9**

R1 FQ15 SOCIAL EVENTS AVAIL

**DISPLAY INSTRUCTIONS:**

Use "Same Question Stem" display

If at FQ15a, do not display question text in brackets.  
Otherwise, display question text in brackets.

Display "at {SP}'s current level of care" and "offered" as bold underlined text.

**QUESTION TEXT:**

SHOW CARD FQ2

{{}}We are interested in the services that are available to people at {SP}'s current level of care. Please look at this list. {{}}

{{}}For each service, please tell me if the service is offered to people at {SP}'s level of care. If the service is offered, please also indicate whether it is part of {SP}'s package of services provided by {PLACE NAME from FQ5} or if there is an extra charge for it. {{}}

{variable text [a-i]}

RESPONSE [1] a. Meals (in common dining areas or in resident's own rooms)?

RESPONSE [2] b. Help with medications?

RESPONSE [3] c. Help with bathing and dressing?

RESPONSE [4] d. Laundry services for linens or clothing?  
 RESPONSE [5] e. Housekeeping services?  
 RESPONSE [6] f. A van or shuttle to doctors or other medical care providers?  
 RESPONSE [7] g. A van or shuttle to stores or events like concerts?  
 RESPONSE [8] h. Recreational facilities, like swimming pools, game rooms, or tennis courts, for residents?  
 RESPONSE [9] i. Organized social events and activities?

**CODES**

- 1 YES, SERVICE PROVIDED AS PART OF PACKAGE
- 2 YES, SERVICE PROVIDED AT AN EXTRA CHARGE
- 3 NO, SERVICE NOT PROVIDED
- REFUSED
- DON'T KNOW

**PROGRAMMER INSTRUCTIONS:**

Array the responses and Variable text columns in the panel.  
 Display 'variable text' in the a-i sequence until all rows have been displayed.

**FQ16PRE**

**FQ16PRE**

NOT ON FILE

**QUESTION TEXT:**

These next questions are about the sources of payment for {SP}'s care.

PRESS 1 AND ENTER TO CONTINUE

**FQ16**

- fq1paysourc1**
- fq1paysourc2**
- fq1paysourc3**
- fq1paysourc4**
- fq1paysourc5**
- fq1paysourc6**

- R1 FQ16 SP OR SP FAMILY PAYMENT
- R1 FQ16 SOC SEC SSI PAYMENT
- R1 FQ16 MEDICAID PAYMENT
- R1 FQ16 MEDICARE PAYMENT
- R1 FQ16 PRIVATE INSURANCE PAYMNT
- R1 FQ16 OTHR GOVT PAYMENT

**DISPLAY INSTRUCTIONS:**

Use "Same Question Stem" display

If at FQ16a, do not display question text in brackets.

Otherwise, display question text in brackets.

If FQ6= 1 (FREE STANDING NURSING HOME) or FQ10=4 (NURSING HOME), OR FQ11=2 (NURSING HOME), display FQ16d {Medicare}.

Display dollar amounts using commas to separate zeroes.

**QUESTION TEXT:**

SHOW CARD FQ3

{{}}In the last billing month for which you have complete payment information, what did each of these sources pay for {SP}'s care?{{}}

{{}}For each one, please tell me the total amount paid by each source for this part of {SP}'s care.{{}}

ENTER DOLLAR AMOUNT

ENTER ZERO IF NO PAYMENT FROM SOURCE.

{variable text [a-f]}

RESPONSE [1] a. SP OR SP'S FAMILY  
 RESPONSE [2] b. SOCIAL SECURITY OR SSI  
 RESPONSE [3] c. MEDICAID  
 RESPONSE [4] d. MEDICARE  
 RESPONSE [5] e. PRIVATE INSURANCE  
 RESPONSE [6] f. OTHER GOVERNMENT SOURCE (VA, STATE, COUNTY)

**ENTER NUMBER**

Range	0 to 26000
Soft Range	0 to 10000
REFUSED	
DON'T KNOW	

**PROGRAMMER INSTRUCTIONS:**

Array the responses and Variable text columns in the panel.  
 Display 'variable text' in the a-f sequence until all rows have been displayed.

Hard range error 13 "VALUE OUT OF RANGE. VERIFY WITH RESPONDENT AND RE-ENTER ANSWER."  
 Soft range error "UNLIKELY RESPONSE - PLEASE VERIFY WITH RESPONDENT. SUPPRESS TO ACCEPT RESPONSE AND CONTINUE. OTHERWISE, CLOSE TO RE-ENTER ANSWER."

**BOX FQ17**

**BOXFQ17**

NOT ON FILE

If DK or RF entered at FQ16 for any amount category, go to FQ19.  
 Otherwise, go to FQ17.

**FQ17**

**fq1totalpaym**

R1 FQ17 TOTAL PAYMENT FOR CARE

**DISPLAY INSTRUCTIONS:**

Display dollar amounts using commas to separate zeroes.

**QUESTION TEXT:**

That adds up to {TOTAL AMOUNT CALCULATED FROM FQ16}.  
 Is that the total monthly payment for {SP}'s care?

**CODES**

1	YES	FQ19
2	NO	
	REFUSED	FQ19
	DON'T KNOW	FQ19

**FQ18**

**fq1tmnthlyamt**

R1 FQ18 TOT MTHLY AMT FOR CARE

**DISPLAY INSTRUCTIONS:**

Display dollar amounts using commas to separate zeroes.

**QUESTION TEXT:**

What is the (approximate) total monthly amount for {SP}'s care?

ENTER AMOUNT

**ENTER NUMBER**

Range 0 to 26000  
REFUSED  
DON'T KNOW

**FQ19**

**fq1primpayer**

R1 FQ19 PRIMARY PAYER FOR CARE

**DISPLAY INSTRUCTIONS:**

If FQ6= 1 (FREE STANDING NURSING HOME) or FQ10=4 (NURSING HOME), OR FQ11=2 (NURSING HOME), display {Medicare,} and response category 4.

**QUESTION TEXT:**

Would you say the primary payer for {SP}'s care is {SP} or {his/her} family, Social Security, Medicaid, {Medicare,} or some other source?

**CODES**

1	SP/FAMILY	FQ21
2	SOCIAL SECURITY/SSI	FQ21
3	MEDICAID	FQ21
4	MEDICARE	FQ21
5	OTHER SOURCE	
	REFUSED	FQ21
	DON'T KNOW	FQ21

**FQ20**

**fq1govsource**

R1 FQ20 GOVERNMENT SOURCE

**QUESTION TEXT:**

Is that a government source?

**CODES**

1	YES
2	NO
	REFUSED
	DON'T KNOW

**FQ21**

**FQ21**

NOT ON FILE

YOU HAVE COMPLETED THE FACILITY STAFF QUESTIONNAIRE. THANK RESPONDENT.

PRESS 1 AND ENTER TO CONTINUE

**FQ22**

**FQ22**

NOT ON FILE

**DISPLAY INSTRUCTIONS:**

If FQ6 = 1 or [(FQ6 = 2 or 3 or 4 or 8 or 91 or DK or RF) and FQ10 = 4] or FQ11 = 2, set FACILITY TYPE flag = 1

(NURSING HOME), and display "SP HAS BEEN IDENTIFIED AS LIVING IN A NURSING HOME. NO ADDITIONAL DATA COLLECTION REQUIRED FOR THIS CASE."

**QUESTION TEXT:**

{SP HAS BEEN IDENTIFIED AS LIVING IN A NURSING HOME.  
 NO ADDITIONAL DATA COLLECTION REQUIRED FOR THIS CASE.}  
 PRESS 1 AND ENTER TO RETURN TO IMS SCREEN

**PROGRAMMER INSTRUCTIONS:**

If FQ8=1 (YES), FACILITY NAME = text from FQ9.  
 Else FACILITY NAME = text from FQ5.  
 Write FACILITY NAME to Management file for use in the NHATS Int task and the IRQ.

If FQ6 = 1 or [(FQ6 = 2 or 3 or 4 or 8 or 91 or RF or DK) and FQ10 = 4] or FQ11 = 2, set FACILITY TYPE flag = 1 (NURSING HOME)

If FACILITY TYPE flag = 1 (NURSING HOME), set NHATS Int Task=code 24 (FINAL NOT REQUIRED) and Stroop Task=code 24 (FINAL NOT REQUIRED) and set the final case status to code 61, "Complete, NH Facility".

If FQ11 = 1, set FACILITY TYPE flag = 2 (OTHER FACILITY)  
 If FQ6 = 5 or 6 or 7, set FACILITY TYPE flag = 2 (OTHER FACILITY)  
 If [(FQ6 = 2 or 3 or 4 or 8 or 91 or RF or DK) AND (FQ10 = 1 or 2 or 91)] OR [(FQ6 = 2 or 3 or 4 or 8 or 91 or RF or DK) AND FQ10 = 3 AND (FQ11 = DK or RF)] OR [(FQ6 = 2 or 3 or 4 or 8 or 91) AND (FQ10 = RF or DK)], set FACILITY TYPE flag = 2 (OTHER FACILITY)

If FACILITY TYPE flag = 1 or 2, set FACILITY flag = 1 (YES)

Write FACILITY TYPE flag and FACILITY flag to Management file for use in the NHATS Int task and the IRQ.

Our records indicate the information below for {SP FIRST NAME} {SP MIDDLE NAME} {SP LAST NAME}.

If this information is INCORRECT, please fill in the correct information below and return this letter to Westat in the enclosed postage-paid return envelope. If this information is CORRECT, you do not need to return this letter.

**Corrected information:**

**Date of Birth:** {DOB} \_\_\_\_\_

**Gender:** {Gender} \_\_\_\_\_

**Race:** {Race} \_\_\_\_\_

<b>Derived Variables from the FQ Section</b>	
<b>fq1dllocsp</b>	R1 D FQ6 6A 10 10A FOR SAMP WGT